

EDMONTON OILERS HOCKEY CLUB

2018 - 2019 SEASON

MEDIA




GUIDE





Proud Partner



THE EDMONTON OILERS NAME AND ASSOCIATED LOGOS ARE TRADEMARKS OF EDMONTON OILERS HOCKEY CORP. AND ARE USED UNDER LICENSE.



EDMONTON OILERS

TABLE OF CONTENTS

Table of Contents	1	Connor McDavid	74
Oilers Staff Directory	3	Al Montoya	76
TEAM MANAGEMENT AND STAFF			
About OEG	8	Ryan Nugent-Hopkins	78
About Rogers Place	9	Darnell Nurse	80
Daryl A. Katz - Owner & Governor	10	Jesse Puljujarvi	82
Bob Nicholson - Chief Executive Officer & Vice Chair OEG	11	Ty Rattie	84
Wayne Gretzky - Vice Chair OEG	12	Tobias Rieder	86
Kevin Lowe - Vice Chair OEG/ Alternate Governor	14	Kris Russell	88
Peter Chiarelli - President of Hockey Operations & General Manager	16	Andrej Sekera	90
All-Time Oilers General Manager Records	17	Ryan Strome	92
Craig MacTavish - Senior Vice-President, Hockey Operations	18	Cam Talbot	94
Keith Gretzky - Assistant General Manager	19	In The System Players	98
Scott Howson - Vice President, Player Development	20	2017-18 IN REVIEW	
Duane Sutter - Vice President, Player Personnel	21	THE NHL IN REVIEW	
Bill Scott - Director, Salary Cap Management and Assistant to the President, Hockey Operations	22	NHL Final Standings	122
Bob Green - Director, Player Personnel	23	NHL Award Winner	122
Oilers Scouting Staff	23	NHL Scoring Leaders	123
COACHING STAFF/ TEAM STAFF		NHL Goaltending Leaders	123
Todd McLellan - Head Coach	24	NHL All-Star Teams	124
All-Time Oilers Head Coaching Records	26	NHL Entry Draft - First Round	124
Glen Gulutzan - Assistant Coach	28	OILERS SEASON IN REVIEW	
Trent Yawney - Assistant Coach	29	Final Scoring Statistics	125
Manny Viveiros - Assistant Coach	30	Real Time Scoring Statistics	126
All-Time Oilers Coaching Staffs	31	Game Results	127
Dustin Schwartz - Goaltending Coach	32	Oilers Streaks	128
Sylvain Rodrigue - Goaltending Consultant	32	Oilers Special Team Stats	129
David Pelletier - Skating Coach	33	Edmonton Oilers Back to Back Games	129
Jeremy Coupal - Video Coach	33	Edmonton Oilers Injury Report	129
Team staff	34	Oilers Transactions 2017-18	130
Oilers in the Community	40	Oilers Molson 3 Stars By Player and Month	131
2018-19 OILERS ORGANIZATIONAL DEPTH CHART		Oilers Molson Cup Monthly Winners	131
IN MEMORIAM		Oilers Molson Cup Three Stars Game-by-Game	132
PLAYER PROFILES		OILERS VS OPPONENTS	
Pontus Aberg	46	OILERS RECORDS	
Ethan Bear	48	OILERS YEARLY RECORDS/ BREAKDOWNS	
Matthew Benning	50	Oilers History Overview	198
Kyle Brodziak	52	Oilers Yearly Record	199
Drake Caggiula	54	Oilers Yearly Home Record	200
Leon Draisaitl	56	Oilers Yearly Away Record	201
Kevin Gravel	58	Oilers All-time Record vs. Opponents	202
Jakub Jerabek	60	Oilers Monthly Regular Season Record	205
Zack Kassian	62	Oilers Man Games Lost Due to Injury By Season	206
Jujhar Khaira	64	Oilers Year-By-Year Special Teams	207
Oscar Klefbom	66	Oilers Overtime Record Year-by-Year	208
Mikko Koskinen	68	Oilers Overtime Record vs. Opponents	209
Adam Larsson	70	Oilers Shootout Record (Overall, vs. Opponents, Goaltending, Shooters)	210
Milan Lucic	72	Oilers Shootout Results (All-time)	212
		Oilers Individual Career Shootout Statistics	216
		Oilers Career Leaders	217
		Oilers 100-or-More Point Seasons	218



Oilers Career Leaders	219
Oilers Yearly Leaders	220
Oilers Rookie Records	226
Oilers Multiple Point Games	228
Oilers 20-or-more Goal Seasons by Player	230
Oilers 20-or-more Goal Seasons by Season	231
Oilers 20-or-more Goal Seasons	232
Oilers Three-or-More Goal Games	234
Active Oilers Three-or-More Goal Games	235
All-time Oilers Three-or-More Goal Games	236
All-Time Oilers Regular Season Goaltending Records	241
Oilers Career Goaltending Leaders	242
Oilers Yearly Goaltending Leaders	243
Oilers All-Time Shutouts	247
All-Time Shutouts vs. Oilers	250
Oilers Penalty Shots	254
Penalty Shots vs. Oilers	255
Oilers NHL Firsts	256
Opponents Firsts vs. Oilers	257
NHL Team Records Held of Co-Held by Oilers	258
Oilers Team Records	259
NHL Individual Records Held or Tied by Oilers	267
Oilers Individual Records	268
Oilers Season Openers	274
Oilers Home Openers	275
Oilers Jersey Retirement Games	275
Oilers Record in Afternoon Games	276
Oilers Home Afternoon Games	277

OILERS AWARDS AND DISTINCTIONS

NHL All-Star Team Selections	280
Oilers NHL Award Winners	280
Oilers in the NHL All-Star Game	281
All-Time Oilers Team Award Winners	282
Honoured Oilers	283
All-Time Oilers Molson Cup Winners	284

OILERS ALL-TIME ROSTER

Oilers Team Captains and Alternate Captains	286
Oilers All-Time Numerical Roster	287
Oilers All-Time NHL Roster (Skaters)	290
Oilers All-Time NHL Roster (Goaltenders)	299

OILERS AT THE NHL DRAFT	302
-------------------------------	-----

OILERS YEAR-BY-YEAR RESULTS AND STATISTICS	312
--	-----

STANLEY CUP PLAYOFFS

Oilers Yearly Playoff Records	352
Oilers Playoff record vs. Opponents	353
Oilers Stanley Cup Final Record	353
Oilers All-Time Results	354
Oilers Career Playoff Scoring	362
Oilers All-Time Playoff Three-or-More Goal Games	364
Oilers All-Time Playoff Goal Scoring Breakdown	365
Oilers Career Goaltending Statistics	366
Oilers All-Time Playoff Shutouts	366
Shutouts by Opposition vs. Oilers	366
Oilers Penalty Shots	366
Penalty Shots vs. Oilers	366
Oilers Playoff Firsts	367
Oilers Team Playoff Records	368
NHL Team Playoff Records Held or Co-held by Oilers	374
NHL Individual Playoff Records Held of Tied by Oilers	375
Oilers Individual Playoff Records	376

OILERS AFFILIATES

2018-19 Bakersfield Condors	382
2017-18 Bakersfield Condors Final Scoring	383
2018-19 Wichita Thunder	384
2017-18 Wichita Thunder Final Scoring	385
2017-18 AHL Final Standings/ Calder Cup Playoffs	386
2017-18 ECHL Final Standings/ Kelly Cup Playoffs	387
Oilers Yearly Main Affiliates	388
All-Time Oilers Affiliates Yearly Records	389
All-Time Oilers Affiliates Yearly Scoring Leaders	390

MEDIA INFORMATION

Oilers Media Wall of Honour	392
Media Information	393
Media Guidelines	394
2018-19 NHL Public Relations Directory	395
2018-19 NHL Directory	396
2018-19 NHL Officials	398
NHL How To Figure	399
NHL Key Critical Dates	400

OILERS GAME SCHEDULE	402
----------------------------	-----



Published by THE EDMONTON OILERS HOCKEY CLUB

Editors: J.J. Hebert/ Shawn May/ André Brin/ Kirsten McWatters/ Emma Brook

Photography: Andy Devlin, LA MEDIA Photography & Design

Other images: Hockey Canada, Jeff Vinnick (Vancouver), Gerry Thomas (Calgary), Montreal Canadiens, Ottawa Senators, Finnish Ice Hockey Federation, Vaxjo Lakers (SHL), Providence College

Statistical Assistance provided by: Dan Diamond and Associates & Bob Waterman, Elias Sports Bureau, Benny Ercolani, Stuart McComish, NHL.com

Printed by RR Donnelley

All Contents Herein Copyright @ 2018



STAFF DIRECTORY

Owner & Governor.....	Daryl A. Katz
Chief Executive Officer & Vice Chair.....	Bob Nicholson
Vice Chair.....	Wayne Gretzky
Vice Chair.....	Kevin Lowe
Executive Vice President, Revenue	Stew MacDonald
Executive Vice President, Finance	Jason Quilley
Executive Vice President, Rogers Place	Susan Darrington
Executive Assistant to Bob Nicholson & Peter Chiarelli	Amanda Bacon
Senior Vice President, Operations.....	Stuart Ballantyne
Senior Vice President, Human Resources	Adam Barrie
Senior Vice President, Marketing.....	Jeff Harrop
Senior Vice President, Corporate Communications & Government Relations.....	Tim Shipton

HOCKEY OPERATIONS

President of Hockey Operations & General Manager.....	Peter Chiarelli
Senior Vice President, Hockey Operations.....	Craig MacTavish
Assistant General Manager.....	Keith Gretzky
Vice President, Player Development.....	Scott Howson
Vice President, Player Personnel.....	Duane Sutter
Head Coach.....	Todd McLellan
Assistant Coach.....	Glen Gulutzan
Assistant Coach.....	Trent Yawney
Assistant Coach.....	Manny Viveiros
Goalie Coach.....	Dustin Schwartz
Assistant Goalie Coach.....	Sylvain Rodrigue
Skating Coach.....	David Pelletier
Skill Coach.....	Paul Coffey
Video Coach.....	Jeremy Coupal
Video Assistant.....	Jason Pietrzykowski
Director, Player Personnel.....	Bob Green
Director, Cap Compliance and Assistant to the President Hockey Operations	Bill Scott
Head Athletic Therapist.....	TD Forss
Head Equipment Manager.....	Jeff Lang
Assistant Medical Trainer.....	Chris Davie
Assistant Equipment Manager.....	Brad Harrison
Massage Therapist.....	Stephen Lines
Head Strength and Conditioning Coach.....	Chad Drummond
Assistant Strength and Conditioning Coach.....	Joel Schneider
Assistant Equipment Manager.....	Shane Olmstead
Assistant Athletic Therapist.....	Ryan Williams
Dressing Room Attendant.....	Joey Moss
Manager, Hockey Analysis	Justin Mahe
Coordinator, Player Development.....	Shaun Mahe
Scouts.....	Mike Chiarelli, Chris Cichocki, Jim Crosson, Pelle Eklund, Scott Harlow, John Hill, Mitch Holmberg, Brandon Jay, Paul Messier, Alex Naurov, Andrew Shaw, Keith Sullivan, Matti Virmanen

MEDICAL STAFF	Physicians: Dr. Dhiren Naidu, Dr. David Reid, Dr. Jeff Robinson, Dr. Mike Wagner; Dentists: Dr. Ben Eastwood, Dr. Nathan Kern, Dr. Trevor Ushko; Optometrist: Dr. Brent Saik; Neuropsychologist: Dr. Martin Mrazik
----------------------------	--

MARKETING

Senior Vice President, Marketing.....	Jeff Harrop
Senior Advisor, Oilers Entertainment Group.....	Don Metz
Director, Digital Media & Publications.....	Marc Ciampa
Director, Brand Equity Marketing.....	Dan Cote-Rosen
Director, Social Media & Publications.....	Ryan Frankson
Director, Event Presentation	Rich Meyers



Director, Product Marketing.....	Christine McAnally
Manager, Event Presentation.....	Lindsey Gullett
Manager, Brand Marketing and Retail Operations.....	Andrew Baer
Manager, Product Marketing.....	Avery Hardy
Manager, Video Production.....	Blaine Sayers
Manager, In-Game Video Production.....	Chris Schultz
Manager, Rogers Place & ICE District Marketing.....	Sabrina Licata
Manager, Digital Media.....	Heather Weigum
Digital Content Producer and Reporter.....	Tony Brar
Digital Content Producer.....	Paul Gazzola
Producer, Video.....	Kassidy Collins
Producer, Video – Motion Graphics and Live Streaming.....	Ryan Hrycn
Content Coordinator and Reporter.....	Jessica Kent
Coordinator, Product Marketing.....	Mitch Cowie
Coordinator, Social Media.....	Cait MacPhail
Coordinator, In-Game Video Production.....	Dylan Retz
Coordinator, Web and Mobile.....	Meg Tilley
Lead Designer, Creative.....	Joey Angeles
Intermediate Designer Creative.....	Cristoval Castillon
Motion Graphics.....	Dion Coursen
Motion Graphics.....	Jeremy Webb
Digital Display Specialist.....	Andrew Lalonde
Coordinator, IPTV.....	Alex Molzahn
Coordinator, IPTV.....	Jesse Emery

BROADCAST

Play by Play Commentator.....	Jack Michaels
Color Commentator.....	Bob Stauffer

CORPORATE SALES

Vice President, Corporate Sales.....	Steve Violetta
Senior Director, Corporate Partnerships.....	J.F. Amyot
Senior Director, Corporate Partnerships.....	Lisa Munro
Senior Director, Corporate Partnerships.....	Abe Hajar
Director, Partnership Services.....	Brent Frew
Manager, Corporate Partnerships.....	Erik Hapke
Manager, Edmonton Oil Kings Corporate Partnerships.....	David Reynar
Manager, Partnership Services.....	Stephan Tonowski
Partnership Sales Specialists.....	Shandy Lo, Grant Nicholson, Scott Ritchie, Chris Ng Muk Yuen, Sean Adams
Specialist, Traditional Media.....	Jamie Frunchak

TICKETING SALES AND SERVICE

Group Director, Ticket Services and Operations.....	Jody Young
Director, Ticket Sales.....	Jared Ginsburg
Director, Rogers Place Premium Sales.....	Bob Haromy
Director, Ticket Operations.....	Gavin Morton
Supervisor, Ticket Event Services - Oilers.....	Brienne Patton Harper
Supervisor, Ticket Event Services – Oil Kings.....	Heather Lefebvre
Supervisor, Box Office – Live Entertainment.....	Andrew Miskolczi
Manager, Club and Season Seat Services.....	Keenyn Bijou
Manager, Box Office.....	Joshua Wickard
Manager, Ticket Services.....	Dianne Haydey
Manager, Ticket Operations.....	Cheryl Langlier
Manager, Group Sales.....	Derek Perchaluk
Manager, Premium Services.....	Melissa Smart
Manager, Ticket Sales.....	Frankie LaChime
Coordinator, Ticket Operations.....	Max Viney, Raelene Dufva
Representative, Ticket Services.....	Dalton Schamehorn, Cordell Fleck, Rianne Verschuur, Danielle Yu
Account Specialist, Premium Services.....	Randi Rybka, Krista Davis, Andrea Kuchera, Tyler Fitch, Louren Sansregret
Account Coordinator, Season Seat Services.....	Cindy Barkovic, Nicholas Conniff, Gage Benham, Ian Cabrera



Account Coordinator, Club Seat Services.....	Kersten Merry
Account Executive, Ticket Sales	Amanda Marple, Adam Kiri, Jess Millhousen
Account Executive, Group Sales.....	Sam Sanderson, Chris Gardner, Lauren Taal, Kevin Mack, Preston Amundson
Business Analyst.....	Sharon Lyseng
Business Analyst.....	Kassam Khakoo

OPERATIONS

Senior Vice President, Operations.....	Stuart Ballantyne
VP, ICE District	Michael Bobroff
Admin Assistant to Tim Shipton, Stu Ballantyne and Jeff Harrop	Julia Szabo
Director, Business Operations	Elis Valera
Director, District Operations	Gilbert Da Silva
Receptionists	Sandy Langley, Gisella Callander
Operations Assistant.....	Paul Heim
Program Director, Hockey Programming	Rick Carriere
Program Director, Hockey Engagement.....	Pat Garland
Manager, Alumni Relations	Barrie Stafford
Manager, Hockey Engagement.....	Jessica Bromley
Coordinator, Hockey Programs.....	Laurenne Mercier

IT

Vice President, Technology	Kevin Flemming
Manager, Infrastructure	Aaron Hammond
SharePoint Architect.....	Kelvin Sun
Director, Production Systems & Services	Keith Hough
Lead Infrastructure Administrator, Technology.....	Rob Coote
Administrator, Infrastructure.....	Chad Twinmane
Supervisor, Service Desk.....	Al Rouleau
Technician, Service Desk.....	Adolfo Fumagalli, Brendan Rogers
Coordinator, AV Systems.....	Corey Blomquist

CORPORATE COMMUNICATIONS

Senior Vice President, Corporate Communications & Government Relations.....	Tim Shipton
Senior Director, Hockey Communications and Media Relations	JJ Hebert
Manager, Hockey Communications and Research	Andre Brin
Manager, Corporate Communications	Emma Brook
Manager, Communications.....	Andrea Garland
Manager, Hockey Communications and Media Relations	Shawn May
Coordinator, Internal & Corporate Communications	Kristen McWatters
Coordinator, Corporate Communications, OEG Brands	Zak Fairbrother
Manager, Travel.....	Connie Hadden

EDMONTON OILERS COMMUNITY FOUNDATION

Executive Director, Edmonton Oilers Community Foundation.....	Natalie Minckler
Manager, Grant & Fund Development.....	Catherine Bay

FACILITY OPERATIONS - ROGERS PLACE

VP, Facility Operations.....	Michael McFaul
Vice President, Construction	Tom Cornwall
Director, Operations & Maintenance.....	Jay MacDonald
Director, Engineering and Ice Operations	Jason Rimmer
Manager, Engineering and Ice Operations	JJ Straker
Manager, Operations and Maintenance.....	Matt Ruptash
Supervisor, Ice Operations.....	Matt Messer
Supervisor, Engineering.....	Grayson Wells
Supervisor, Electrical.....	Steve Morgan
Supervisor, Conversions	Kevin Taylor
Supervisor, Conversions	Kelly Morris
Supervisor, Conversions	Matt Kowalski
Administrator, Shipping and Receiving	Brian Buckle



Arena Technician.....	Adam Wells, Hanson Skotheim, Dan Sieben, Brett Wheadon, Samuel Best
Executive Assistant to Susan Darrington.....	Victoria Izzo Rados
Painter.....	Zachary Rozos
Carpenter.....	Maheer Elias
Operations Assistant.....	Richard Weisler

CORPORATE STRATEGY AND BUSINESS DEVELOPMENT

Director, Corporate Strategy & New Business.....	Bobbie-Jo Ierino
--	------------------

GUEST EXPERIENCE AND EVENTS

Assistant General Manager, Guest Experience & Events.....	Steinunn Parsons
Director, Guest Experience and Security.....	Kevin Kobi
Manager, Guest Experience.....	Cindy Fedun
Manager, Events.....	Andrea Carroll Papirny
Manager, Events.....	Zach Cornwall
Manager, Events.....	Brad Ellard
Manager, Security.....	Mario Arrotta
Manager, Security Systems.....	Chris Eddy
Assistant Manager, Event Security.....	Mike Telford
Coordinator, Events.....	Marie Henein, Emily Pavelich, David Saengsathit
Coordinator, Guest Experience and Security.....	Jyoti Aheer

LIVE ENTERTAINMENT

VP, Live Entertainment.....	Sheena Way
Director, Live Entertainment.....	Kevin Radomski
Coordinator, Booking.....	Amanda Bachand

CORPORATE FINANCE

Vice President, OEG Finance.....	Travis Nielsen
Controller, Rogers Place.....	Mark Wiens
Assistant Controller, Rogers Place.....	Eric Motuzas
Manager, Procurement.....	Jennifer Power
Financial Analyst.....	Corinne McGregor
Coordinator, Accounts Receivable.....	Valerie Gauthier
Coordinator, Accounting.....	Larissa Belke
Coordinator, Accounts Payable.....	Amanda Cabana
Accountant, OEG.....	Nicole Auger
Accountant, OEG.....	Brandon Polanski
Accountant.....	Erin Barrett

LEGAL

Senior Legal Counsel.....	Keely Brown
Senior Legal Counsel.....	Imran Hussainaly
Assistant, Legal & Administration.....	Vanessa Arrotta

HUMAN RESOURCES

Senior Vice President, Human Resources.....	Adam Barrie
Director, Human Resources.....	Mani Sira
Director, Payroll & Benefits.....	Shawna Quigley
Generalist, Human Resources.....	Danielle Weller
Manager, HSE.....	Chantelle MacDougall
Coordinator, Human Resources.....	Amber Demharter
Assistant, HR.....	Cayce Wolodko
Recruiter.....	Michelle Carlson
Lead Administrator, Payroll.....	Melissa Boe
Administrator, Payroll.....	Nicoletta Vlahandreas
Coordinator, Payroll (PT).....	Tricia Christensen



TEAM MANAGEMENT
AND STAFF



ABOUT OILERS ENTERTAINMENT GROUP

Oilers Entertainment Group (OEG) delivers leading sports, entertainment and other special event programming to fans and patrons in Canada and the United States. OEG owns the five-time Stanley Cup Champion Edmonton Oilers, the WHL's Edmonton Oil Kings, the AHL's Bakersfield Condors, and operates Rogers Place, the new home of the Oilers and Oil Kings in downtown Edmonton. OEG also owns one of Canada's most accomplished television, event and brand-promotion companies as well as Silver Pictures Entertainment.





ABOUT ROGERS PLACE

The vision of Rogers Place was born when Daryl Katz purchased the Oilers in 2008. At the time he stated a desire to not only find the Oilers a new home in downtown Edmonton, but to do it in a style that would transform our City and encourage further downtown development. Through his partnership with the City of Edmonton, that vision has already been realized, and now continues to expand as Rogers Place has become the anchor of ICE District, a mixed-use sports and entertainment development that is helping to revitalize and invigorate life in Edmonton's downtown core.

Rogers Place itself is an 819,200 square foot, five-concourse facility. The project also includes the Edmonton Downtown Community Arena; the 34,000 square-foot Ford Hall; and connective infrastructure to the LRT system bringing the total project size to 1,110,900 square feet.

Rogers Place and ICE District meld an iconic architectural design, an unprecedented level of new development in the heart of downtown and an unparalleled level of entertainment capacity.

BY THE NUMBERS

- Hockey Capacity: 18,347
- Concert Capacity: 20,000 +
- Premium Spaces:
 - o 57 Scotiabank Suites
 - o 24 Theatre Boxes
 - o 900 Loge Seats
- Over 1,250 TV screens
- The largest true high-definition centre ice scoreboard in the NHL



DARYL A. KATZ

OWNER AND GOVERNOR

Born and raised in Edmonton, Daryl Katz grew up a passionate Oilers fan. He has a deep connection with the team's rich history and is focused on creating the foundation for a winning tradition and bringing the Stanley Cup back to the City of Champions.

Daryl began building what is now Oilers Entertainment Group (OEG) in 2008. Today, with more than 1,600 full and part time staff, OEG houses Katz Group's growing sports and entertainment businesses and operates Rogers Place, one of the leading sports and entertainment venues in North America. Rogers Place was designed and built in a landmark collaboration between Katz Group and the City of Edmonton.

Away from the ice, Daryl has committed significant time, energy and capital to make his vision for a revitalized downtown Edmonton a reality. ICE District is an ambitious multi-billion dollar project that is transforming the heart of our downtown into a vibrant, walkable and sustainable sports and entertainment district, with a host of new commercial, residential and public amenities. With Rogers Place now open, and the surrounding ICE District development well underway, we're seeing an exciting rebirth of Edmonton's urban core.

Daryl was born and raised in Edmonton, and graduated from the University of Alberta's Faculty of Law in 1985. Daryl and his wife Renee are proud parents of Harrison and Chloe, co-founders of the Hockey Helps Kids charitable initiative. He also serves on the National Hockey League Board of Governors.



BOB NICHOLSON

CEO & VICE-CHAIRMAN, OEG

On June 13, 2014, the Katz Group announced the hiring of Bob Nicholson as Vice-Chairman of Oilers Entertainment Group (OEG), a sports and entertainment company that manages the Katz Group's growing family of sports and entertainment assets, including the operation of Rogers Place, the new home of the Edmonton Oilers.

On April 24, 2016, Bob was appointed as Chief Executive Officer of OEG. In his role as CEO and Vice Chairman, Bob brings his exceptional skills as a motivator, team builder and leader to OEG, working closely with Chairman and owner Daryl Katz, overseeing all aspects of operations including expansion of the group's sports and entertainment offerings, delivering outstanding fan experiences, securing major new sponsorships and events, and operating Rogers Place, North

America's leading sports and entertainment venue.

In addition, Mr. Nicholson oversees the Edmonton Oilers Hockey Club hockey operations, working closely with Peter Chiarelli, Oilers President of Hockey Operations and General Manager. He also serves as an Alternate Governor for the Edmonton Oilers on the NHL Board of Governors.

Bob Nicholson joined the Oilers after a long and successful tenure with Hockey Canada, serving as the President and CEO from 1988 to 2014, where he oversaw all operations for competitions Canada participated in internationally, including the IIHF World Hockey Championships and Olympic Winter Games, and has overseen Canada winning 72 medals in international competition since 1990, 44 of which were gold, including seven Olympic gold medals.

Nicholson also served as the Senior Vice President of the Canadian Hockey Association from 1992 to 1998 and Vice President of programs with the Canadian Amateur Hockey Association from 1990 to 1991. He has been heavily involved with international hockey, serving on the International Ice Hockey Federation's Player Safety Committee and currently holds the position of Vice President of the International Ice Hockey Federation which he was re-elected to in May 2016.

Before joining the national body, Nicholson was Technical Director with the British Columbia Amateur Hockey Association from 1979 to 1989. He was inducted into the B.C. Hockey Hall of Fame in 2004. He played minor hockey and Junior A hockey in Penticton, helping the Penticton Broncos win the BCJHL and B.C.-Alberta championships, and also played NCAA hockey at Providence College in Rhode Island. Bob was awarded the Order of Hockey in Canada in 2016 for his outstanding contribution to the game of hockey in Canada.



WAYNE GRETZKY

VICE CHAIR, OEG

Wayne Gretzky, 57, enters his second season as the Oilers Entertainment Group (OEG) Vice Chair with Kevin Lowe, after being named on October 12, 2016. In this role, Gretzky works closely with Daryl Katz, OEG President and Vice Chair Bob Nicholson and Vice Chair Kevin Lowe in all aspects of the organization, including business and hockey operations.

Iconic Oilers captain and all-time hockey great, Gretzky works closely with the OEG team on the commercial side of the business to attract world-class sports and entertainment partnerships and events to Rogers Place, as well as supporting development initiatives in ICE District. He is also a sounding board and resource for Oilers President of Hockey Operations Peter Chiarelli and team management to assist in key functions including player development, recruiting and mentorship.

Gretzky has held many notable management positions with Hockey Canada, including serving as a Senior Advisor for the men's hockey team at the 2010 Winter Olympics in Vancouver, winning a gold medal. He also held senior management positions with Team Canada at the Olympic Games, including serving as Canada's Executive Director at the 2006 Olympic Winter Games in Torino and winning a gold medal as Canada's Executive Director at the 2002 Olympic Winter Games in Salt Lake City. He also received the Olympic Order from the International Olympic Committee, for outstanding contributions to the game of hockey in 2002. Gretzky also captured gold at the 2004 World Cup of Hockey as Canada's Executive Director and served as Canada's Executive Director at the 2001 IIHF World Hockey Championship in Germany.

The Brantford, Ontario native enjoyed a 20-year Hall of Fame career and at the time of his retirement, he held or shared 61 NHL records. Gretzky is the NHL's all-time leader in goals (894), assists (1,963) and points (2,857), as well as the all-time leader in playoff goals (122), playoff assists (260) and playoff points (382) and is the only player to record 200 or more points in an NHL season, reaching the mark four times (1981-82, 1983-84, 1984-85, 1985-86). Gretzky played nine seasons for the Edmonton Oilers (1979-88), winning four Stanley Cups (1984, 1985, 1987, 1988), as well as suiting up for the Los Angeles Kings (1988-96), St. Louis Blues (1996) and New York Rangers (1996-99).

Gretzky is the most decorated player in NHL history which includes: winning the Hart Trophy as the NHL's Most Valuable Player a record nine times (1980-87, 1989), the Art Ross Trophy as the NHL's leading scorer 10 times (1981-87, 1990-91, 1994), the Conn Smythe Trophy as playoff MVP twice (1985, 1988), the Lady Byng Trophy as the NHL's most gentlemanly player five times (1980, 1991, 1991, 1994, 1999), the Lester B. Pearson Award as the NHL's most valuable player, as voted on by the players, five times (1982, 1983, 1984, 1985, 1987) and MVP of the NHL All-Star Game three times (1983, 1989, 1999). He was named to the NHL First All-Star Team eight times (1981-87, 1991) and is the only player in NHL history to have his number retired league-wide, after retiring from the NHL as a player on April 15, 1999.

In the fall of 1999, he became the 10th player to have the mandatory three-year waiting period waived for induction into the Hockey Hall of Fame. Gretzky was also inducted into the International Ice Hockey Federation Hall of Fame in 2000.

Following his retirement as a player, Gretzky served as Head Coach and Managing Partner of the Phoenix Coyotes from June 2000 through September 2009.

In 2016-17, Gretzky was named as one of the NHL's top 100 players of all-time and also served as the official ambassador for the league's centennial celebrations.

Internationally, Gretzky represented Canada as a player on eight occasions and was the leading scorer in six of his eight international appearances. His final international appearance for Canada as a player was at the 1998 Olympic Winter Games in Nagano. He played for Canada in three Canada Cups (1981, 1984, 1987, 1991), one World Cup (1996), one World Championship (1982) and one World Junior Championship (1978).

Gretzky captained Canada at the 1987 and 1991 Canada Cup, as well as the 1996 World Cup of Hockey. He was named to the All-Star team and tournament MVP at the 1987 Canada Cup, posting 21 points (3G, 18A) in nine games, and winning the tournament. He won the 1984 Canada Cup with Canada, and was named to the All-Star Team.



Gretzky won a bronze medal with Canada at the 1982 IIHF World Hockey Championship and was named to the tournament All-Star Team. In his first international appearance for Canada, he won a bronze medal with Canada at the 1978 IIHF World Junior Hockey Championship and was named the tournament's Top Forward and named to the tournament All-Star Team; he was the first 16-year-old to represent Canada at the IIHF World Junior Hockey Championship.

Wayne and his wife Janet have five children, daughters Paulina and Emma and sons Ty, Trevor and Tristan. He is a grandfather of two, Tatum and River, born to his daughter Paulina and her fiancé, golfer Dustin Johnson.

Gretzky is in business with his son Ty, who founded Gretzky Hockey Schools in 2014, and recently expanded his wine business, Wayne Gretzky Estates, to produce his own house brand of whisky, called Wayne Gretzky Red Cask Whisky.

He created the Wayne Gretzky Foundation, which is dedicated to helping disadvantaged youngsters throughout North America to participate in hockey. In collaboration with the Hockey Canada Foundation, the Wayne Gretzky Foundation funds the Future Team Canada Program which rewards and recognizes 13 minor hockey teams across the country for displaying positive values. He also serves as Honorary Chairman of Ronald McDonald Children's Charities in Canada.

Gretzky was presented with the Order of Canada in January 1998 and was one of the five inaugural honourees into the Order of Hockey in Canada in 2012.



KEVIN LOWE

VICE CHAIR, OEG/ ALTERNATE GOVERNOR

Kevin Lowe, 59, has just completed his fourth season as Vice Chair and Alternate Governor of Oilers Entertainment Group (OEG). Previously, Lowe served as the Oilers President of Hockey Operations for seven seasons and prior to that he spent eight seasons as the Oilers General Manager.

Lowe has been instrumental in the renewed success of the team, both on and off the ice. In his role he continues to work towards and promote the growth and development of Oilers Entertainment Group in its many new business initiatives, as well as continue to work closely with OEG Chief Executive Officer Bob Nicholson, on the growth of Oilers Entertainment Group.

A new era in Oilers' history was ushered in when Lowe was named to the position of General Manager on June 9, 2000. With the announcement, the first-ever draft pick in Oilers' history

replaced Glen Sather, who held the position since June of 1979. Lowe's appointment came a year after he was named Head Coach of the Oilers on June 18, 1999. Over those years the team's payroll was annually near the bottom of the league however the team was a league leader in dollars spent for points earned in standings including many playoff appearances. As GM, he became one of only 40 general managers in the history of the NHL to get his team to the Stanley Cup finals in 2006, losing in game seven to the Carolina Hurricanes.

It took the popular Lowe only three seasons from his retirement from the game as a player to make his way to the position of General Manager. After a brilliant playing career in the National Hockey League with the Edmonton Oilers and New York Rangers, Lowe announced his retirement from the game on July 30, 1998 and joined the coaching ranks as he served as an assistant coach with Ron Low's Edmonton staff in 1998-99.

The 1999-00 season saw Lowe become the seventh head coach in Oilers history. In his lone season behind the Edmonton bench, Lowe guided the Oilers to a second place finish in the Northwest Division with a 32-26-16-8 record, only eight points behind the first place Colorado Avalanche, and a berth in the Stanley Cup Playoffs.

Lowe's expertise has also translated into success for Team Canada on the international stage. On November 8, 2000, Lowe was named as Assistant Executive Director of Canada Olympic Hockey for the 2002 Winter Olympic Games in Salt Lake City, Utah. Working with former teammate Wayne Gretzky, Team Canada's Executive Director, head coach Pat Quinn and Director of Player Personnel, Steve Tambellini, Lowe helped put together a team of NHL players that won the Olympic gold medal for Canada for the first time in 50 years. A 5-2 victory over the United States in the gold medal final on February 24, 2002 saw Team Canada become the first Canadian squad to win Olympic gold since the Edmonton Waterloos won at Oslo, Norway in 1952. He reprised that role with Team Canada at the 2006 Winter Olympics in Turin, Italy and was a member of Team Canada's management team that put together the gold medal winning roster at the 2004 World Cup of Hockey. Lowe, along with Doug Armstrong and Ken Holland, assisted General Manager Steve Yzerman to help guide Canada's Olympic Team to another historic gold medal victory in the 2010 Vancouver Olympics. Lowe once again represented his country as a part of Team Canada's management team at the 2014 Sochi Winter Olympics, where Canada won gold again..

Lowe was the Oilers' first-ever draft pick when he was selected 21st overall in the 1979 NHL Amateur Draft on August 9, 1979. During 19 seasons in the NHL, including 15 as an Oiler, Lowe played in 1,254 regular season games and 214 playoff games, winning six Stanley Cup championships. The first five Cup championships came with Edmonton as he was a member of each of the Oilers' titles in 1984, 1985, 1987, 1988 and 1990 and was followed by a sixth with the New York Rangers in 1994. In his 15 seasons with Edmonton, the Oilers never failed to qualify for the Stanley Cup Playoffs with Lowe in the lineup. In fact, Lowe only missed post-season play once in his 19-year career as New York missed the 1992-93 playoffs during his first season in Manhattan.

Besides being the first draft choice in Oilers' history, Lowe also scored the first goal in team history as he beat Tony Esposito at 9:49 of the first period in Edmonton's first NHL game on October 10, 1979 at Chicago Stadium. The goal launched a career that saw him play for 19 seasons without spending a day in the minors. That goal was also assisted by Wayne Gretzky, marking the "Great One's" first ever point in the NHL.



Lowe holds the Oilers' record for most games played in both the regular season (1,037) and playoffs (172) and is one of only 45 players in NHL history to have played in 1,000 games with one franchise. He also ranks among Edmonton's all-time leaders as he is eighth in assists (309), 11th in points (383) and third in penalty minutes (1,236).

He became the sixth captain in Oilers' history in 1990-91, fulfilling the promise of his junior career that saw him named the first Anglo-Canadian captain of the Quebec Remparts.

On the international stage he represented Canada at the 1982 World Championships and was a member of Team Canada that won the 1984 Canada Cup. He also played in seven NHL All-Star Games (1984-86, 1988-90, 1993).

Off the ice, he was no less a leader. In 1990, Lowe became the only player to win the King Clancy Memorial Trophy and the Budweiser/NHL Man of the Year Award in the same season. Both awards are presented for leadership qualities and humanitarian contributions. He was also the Oilers' nominee for the Bill Masterton Memorial Trophy that season. His work with the Edmonton Christmas Bureau has set the standard for the Oilers' commitment to community involvement. He was the Honorary Chair from 1982-83 to 1991-92 and Honorary Co-Chair from 2005 to present.

Lowe, has a son, Shane, and he and his wife Karen, a two-time Olympic alpine skiing bronze medal winner for Canada at the 1988 Winter Olympics in Calgary, have three daughters - Devyn, Darby and Karly - and a son, Keegan, who was drafted by the Carolina Hurricanes in the 3rd round, 73rd overall, at the 2011 NHL Entry Draft. Both Kevin and Karen are Honorary Spokespeople for the Zebra Society. Kevin and Karen are supporters of SwimDrinkFish Canada, the Waterkeeper Alliance and Zebra Society.



PETER CHIARELLI

PRESIDENT OF HOCKEY OPERATIONS/ GENERAL MANAGER

On April 23, 2015, Peter Chiarelli was named President of Hockey Operations and General Manager of the Edmonton Oilers.

Chiarelli, 54, enters his fifth season in this role. He reports to CEO Bob Nicholson, and is responsible for all aspects of hockey operations.

Chiarelli has accumulated a regular season record of 150-149-29 serving as the club's General Manager since the 2015-16 season. He played an integral part in the Oilers resurgence in 2016-17 as the Oilers made the playoffs for the first time since 2005-06, reaching the conference semi-finals. In 2016-17 the Oilers reached the 100-point mark (103 points) for the first time since 1986-87, earning Chiarelli a finalist nomination for General Manager of the Year.

Prior to joining the Oilers, Chiarelli served as the General Manager of the Boston Bruins for eight seasons. He guided the Bruins to the Stanley Cup Final twice during his tenure in Boston, including winning the Stanley Cup in 2011. Chiarelli became just the third General Manager in Bruins history to bring a Stanley Cup to Boston, joining Art Ross and Milt Schmidt.

Chiarelli's regular season record as a General Manager stands at 536-393-114, with his teams reaching the 100-point plateau five times, most recently in 2016-17. That also includes the third and fourth best seasons in Bruins history with a 116-point campaign in 2008-09 (earning him The Sporting News NHL Executive of The Year Award) and the 117-point mark set with 54 wins in 2013-14, tying for second- most single season victories in Bruins history.

The Nepean, Ontario native served as the General Manager of Team North America for the 2016 World Cup of Hockey. He has also served as a member of the management group for Hockey Canada's National Men's Team, including the 2014 Winter Olympics and the 2013 Men's World Hockey Championship.

Chiarelli graduated from Harvard University with an Economics degree in 1987 and he played for the Harvard men's hockey team from 1983-87. He began his career in hockey after graduating with a law degree from the University of Ottawa and was hired as the Director of Legal Relations for the Ottawa Senators in 2000. In 2005, Chiarelli was promoted to assistant General Manager of the Senators and he served in that role for one season, before being hired by the Boston Bruins in 2006.



EDMONTON OILERS GENERAL MANAGER RECORDS BY SEASON

GENERAL MANAGER	SEASON	REGULAR SEASON						RANK	PLAYOFFS					PLAYOFF RESULT
		GC	W	L	O/T	PTS	PCT.		GC	W	L	T	PCT.	
Peter Chiarelli	2015-16	82	31	43	8	70	0.427	7th - Pacific/ 29th overall	—	—	—	—	—	
b. 8/5/1964	2016-17*	82	47	26	9	103	0.628	2nd - Pacific/ 8th overall	13	7	6	—	0.538	Lost Conference Semi-Final
Nepean, Ont.	2017-18	82	36	40	6	78	0.476	6th - Pacific/ 23rd overall						
	OILERS CAREER	246	114	109	23	251	0.510		—	—	—	—	—	
	NHL CAREER	930	500	353	108	1,108	0.596		97	57	40	—	0.588	Boston Bruins (2006-15)

*Finalist for NHL General Manager of the Year

PAST GENERAL MANAGERS IN CHRONOLOGICAL ORDER

	SEASON	REGULAR SEASON						RANK	PLAYOFFS					PLAYOFF RESULT
		GC	W	L	O/T	PTS	PCT.		GC	W	L	T	PCT.	
Larry Gordon	1979-80	80	28	39	13	69	0.431	4th - Smythe/ 16th overall	3	0	3	—	0.000	Lost Preliminary Round
b. 7/19/1938	OILERS CAREER	80	28	39	13	69	0.431		3	0	3	—	0.000	

Unknown birthplace
d. 3/19/2013

	SEASON	REGULAR SEASON						RANK	PLAYOFFS					PLAYOFF RESULT
		GC	W	L	O/T	PTS	PCT.		GC	W	L	T	PCT.	
**Glen Sather	1980-81	80	29	35	16	74	0.463	4th - Smythe/ 14th overall	9	5	4	—	0.556	Lost Quarter-Final
b. 9/2/1943	1981-82	80	48	17	15	111	0.694	1st - Smythe/ 2nd overall	5	2	3	—	0.400	Lost Division Semi-Final
High River, Alta.	1982-83	80	47	21	12	106	0.663	1st - Smythe/ 3rd overall	16	11	5	—	0.688	Lost Stanley Cup Final
	1983-84	80	57	18	5	119	0.744	1st - Smythe/ 1st overall	19	15	4	—	0.789	Won the Stanley Cup
	1984-85	80	49	20	11	109	0.681	1st - Smythe/ 2nd overall	18	15	3	—	0.833	Won the Stanley Cup
	1985-86*	80	56	17	7	119	0.744	1st - Smythe/ 1st overall	10	6	4	—	0.600	Lost Division Semi-Final
	1986-87	80	50	24	6	106	0.663	1st - Smythe/ 1st overall	21	16	5	—	0.762	Won the Stanley Cup
	1987-88	80	44	25	11	99	0.619	2nd - Smythe/ 3rd overall	19	16	2	1	0.842	Won the Stanley Cup
	1988-89	80	38	34	8	84	0.525	3rd - Smythe/ 7th overall	7	3	4	—	0.429	Lost Division Semi-Final
	1989-90	80	38	28	14	90	0.563	2nd - Smythe/ 5th overall	22	16	6	—	0.727	Won the Stanley Cup
	1990-91	80	37	37	6	80	0.500	3rd - Smythe/ 11th overall	18	9	9	—	0.500	Lost Conference Final
	1991-92	80	36	34	10	82	0.513	3rd - Smythe/ 12th overall	16	8	8	—	0.500	Lost Conference Final
	1992-93	84	26	50	8	60	0.357	5th - Smythe/ 20th overall	—	—	—	—	—	
	1993-94	84	25	45	14	64	0.381	6th - Pacific/ 23rd overall	—	—	—	—	—	
	1994-95	48	17	27	4	38	0.396	5th - Pacific/ 22nd overall	—	—	—	—	—	
	1995-96	82	30	44	8	68	0.415	5th - Pacific/ 21st overall	—	—	—	—	—	
	1996-97	82	36	37	9	81	0.494	3rd - Pacific/ 13th overall	12	5	7	—	0.417	Lost Conference Semi-Final
	1997-98	82	35	37	10	80	0.488	3rd - Pacific/ 15th overall	12	5	7	—	0.417	Lost Conference Semi-Final
	1998-99	82	36	38	8	78	0.476	2nd - Northwest/ 16th overall	4	0	4	—	0.000	Lost Conference Quarter-Final
	1999-00	82	32	26	24	88	0.537	2nd - Northwest/ 14th overall	5	1	4	—	0.200	Lost Conference Quarter-Final
	OILERS CAREER	1,586	766	614	206	1,736	0.547		213	133	79	1	0.627	

* Won the Jack Adams Award as NHL Coach of the Year/ Inducted into the Hockey Hall of Fame in 1997

	SEASON	REGULAR SEASON						RANK	PLAYOFFS					PLAYOFF RESULT
		GC	W	L	O/T	PTS	PCT.		GC	W	L	T	PCT.	
Kevin Lowe	2000-01	82	39	28	15	93	0.567	2nd - Northwest/ 12th overall	—	—	—	—	—	
b. 4/15/1959	2001-02	82	38	28	16	92	0.561	3rd - Northwest/ 15th overall	—	—	—	—	—	
Lachute, Que.	2002-03	82	36	26	20	92	0.561	4th - Northwest/ 14th overall	6	2	4	—	0.333	Lost Conference Quarter-Final
	2003-04	82	36	29	17	89	0.543	4th - Northwest/ 17th overall	—	—	—	—	—	
	2005-06	82	41	28	13	95	0.579	3rd - Northwest/ 14th overall	24	15	9	—	0.625	Lost Stanley Cup Final
	2006-07	82	32	43	7	71	0.433	5th - Northwest/ 25th overall	—	—	—	—	—	
	2007-08	82	41	35	6	88	0.537	4th - Northwest/ 19th overall	—	—	—	—	—	
	OILERS CAREER	574	263	217	94	620	0.540		30	17	13	—	0.567	

	SEASON	REGULAR SEASON						RANK	PLAYOFFS					PLAYOFF RESULT
		GC	W	L	O/T	PTS	PCT.		GC	W	L	T	PCT.	
Steve Tambellini	2008-09	82	38	35	9	85	0.518	4th - Northwest/ 21st overall	—	—	—	—	—	
b. 5/14/1958	2009-10	82	27	47	8	62	0.378	5th - Northwest/ 30th overall	—	—	—	—	—	
Trail, B.C.	2010-11	82	25	45	12	62	0.378	5th - Northwest/ 30th overall	—	—	—	—	—	
	2011-12	82	32	40	10	74	0.451	5th - Northwest/ 29th overall	—	—	—	—	—	
	2012-13	48	19	22	7	45	0.469	3rd - Northwest/ 24th overall	—	—	—	—	—	
	OILERS CAREER	376	141	189	46	328	0.436		—	—	—	—	—	

	SEASON	REGULAR SEASON						RANK	PLAYOFFS					PLAYOFF RESULT
		GC	W	L	O/T	PTS	PCT.		GC	W	L	T	PCT.	
Craig MacTavish	2013-14	82	29	44	9	67	0.409	5th - Pacific/ 28th overall	—	—	—	—	—	
b. 8/15/1958	2014-15	82	24	44	14	62	0.378	6th - Pacific/ 28th overall	—	—	—	—	—	
London, Ont.	OILERS CAREER	164	53	88	23	129	0.393		—	—	—	—	—	



CRAIG MACTAVISH

SENIOR VICE PRESIDENT, HOCKEY OPERATIONS

Craig MacTavish, 60, enters his fourth season as the Senior Vice-President of Hockey Operations, after previously serving as the club's General Manager for two seasons. MacTavish previously served as Edmonton's Senior Vice- President of Hockey Operations in 2012-13. He will work closely with President of Hockey Operations and General Manager, Peter Chiarelli and Assistant General Manager, Keith Gretzky on the daily operations of the Edmonton Oilers. MacTavish also serves as General Manager of the Oilers' top affiliate, the AHL's Bakersfield Condors.

MacTavish was the Head Coach of the Chicago Wolves of the American Hockey League in 2011-12, prior to joining the Edmonton Oilers, leading the Vancouver Canucks' AHL affiliate to a 42-27-7 record, third best in the conference.

Named the eighth coach in Oilers history on June 22, 2000, MacTavish compiled a career record of 301- 252-103 (.537) in 656 regular season games over the course of eight seasons (2000-01 to 2008-09).

MacTavish became the 36th coach in NHL history to win 300-or-more games with a 5-3 win vs. the Vancouver Canucks on April 4th at Rexall Place.

He completed his coaching tenure behind the Oilers bench after the 2008-09 season, ranking second among Edmonton coaches in games coached, wins, losses, ties/overtime losses and winning percentage and ranked 36th all-time in NHL history in wins and 41st in games coached.

The former Oilers' captain has a 17-13 (.567) record in the Stanley Cup Playoffs and became the third coach to lead the Oilers to the Stanley Cup Final.

In 2005-06 MacTavish guided the Oilers to their first trip to the Stanley Cup Final since 1990, as Edmonton fell in seven games to the Carolina Hurricanes. After finishing the regular season in 8th place in the NHL's Western Conference standings with a 41-28-13 record, MacTavish led the Oilers to within a game of their sixth Stanley Cup. In the post-season the Oilers went 15-9 and defeated the President Trophy winning Detroit Red Wings, the San Jose Sharks and the Mighty Ducks of Anaheim on their way to winning the Clarence S. Campbell Bowl as Western Conference champions.

After departing the Oilers organization following the 2008-09 season, MacTavish earned a master's degree in business from Queen's University and spent two years as an analyst for the NHL on TSN.



KEITH GRETZKY

ASSISTANT GENERAL MANAGER

Keith Gretzky, 51, enters his third season with the Oilers as Assistant General Manager. Gretzky was hired on July 2, 2016, after spending five years with the Boston Bruins.

Gretzky served as the Director of Amateur Scouting for Boston in 2015-16 prior to joining the Oilers. Gretzky also served as an Amateur Scout with Boston for three years and spent time with the Arizona Coyotes scoring staff prior to joining the Bruins.

The native of Brantford, Ontario joined the Phoenix/Arizona Coyotes as an amateur scout in 2001 and after five years in that position, he was named the club's Director of Amateur Scouting.

He served from 2006-2011 in that capacity, overseeing all of the team's amateur scouting and running their NHL Draft.

As a player, Gretzky was selected in the third round, 56th overall, by the Buffalo Sabres in the 1985 NHL Draft. He played six pro seasons in the AHL, IHL, ECHL and in Europe, after his junior career in the Ontario Hockey League. He retired as a player after the 1992-93 season and spent five seasons (1995-2000) coaching in Bakersfield (WCHL) and Asheville (UHL).

Keith has two children, daughter Kayla and son Dillon.



SCOTT HOWSON

VICE PRESIDENT, PLAYER DEVELOPMENT

Scott Howson, 58, enters his second season as Vice-President of Player Development with the Edmonton Oilers, after serving as a pro scout with the organization during the 2016-17 season.

In this role, he works closely with Senior Vice-President of Hockey Operations Craig MacTavish in overseeing the Oilers' prospects playing in the Canadian Hockey League and other junior leagues in North America, NCAA and Europe. In addition, he continues to serve as a pro scout.

Howson has been with the Oilers organization for 18 seasons in total, including 13 seasons from 1994 through 2007 and then again from 2013 until his current tenure.

In 2007, Howson was hired as the General Manager of the Columbus Blue Jackets. In his time with Columbus, he compiled a 173-190-59 record and advanced to the Stanley Cup Playoffs for the first

time in franchise history in 2008-09, losing in the Conference Quarterfinals to the Detroit Red Wings.

The Toronto, Ontario native was the Oilers Assistant to the General Manager in 2000-01 and served as the club's Assistant General Manager from 2001-2007, working beside General Manager Kevin Lowe in overseeing the Oilers' hockey operations.

Prior to his arrival in Edmonton, Howson spent six years with the Oilers' American Hockey League affiliates. As General Manager of the Cape Breton Oilers from 1994-96, he oversaw the franchise's move to Hamilton in 1996 and was the Bulldogs' General Manager from 1996-2001.

Howson had a stellar junior hockey career, playing three seasons with the Kingston Canadians (OHA/OHL), compiling 302 points (122G, 180A) in 197 career games, including a 140 point season (57G, 83A) in 1980-81.

After signing with the New York Islanders as an undrafted free agent, his professional career began in 1981-82 with the Toledo Goaldiggers, when he was awarded the Garry F. Longman Memorial Trophy as the IHL's Most Outstanding Rookie, after recording 120 points (55G, 65A) in 71 games.

In four seasons from 1982-1986, Howson split time with the Central Hockey League's (CHL) Indianapolis Checkers and American Hockey League's (AHL) Springfield Indians. Over two seasons with Indianapolis, Howson accumulated 145 points (70G, 75A) in 146 games and registered 94 points (35G, 59A) in 110 games with Springfield. He also appeared in 18 games with the New York Islanders from 1984-86, posting five goals and three assists.



DUANE SUTTER

VICE PRESIDENT, PLAYER PERSONNEL

Duane Sutter, 58, enters his ninth season with the Oilers and third season as the Vice President of Player Personnel. Sutter was promoted to the position on July 2, 2016.

Sutter has over 29 years of hockey experience in coaching, scouting (amateur/professional) and player development. He also spent five seasons as a pro scout for the Oilers. Prior to joining the Oilers, he served as the Director of Player Personnel with the Calgary Flames. He was also the General Manager for the Abbotsford Heat in the American Hockey League (AHL) for their inaugural season in 2013-14. Sutter also served as the Head Western Canadian scout with the Chicago Blackhawks in 1992.

Prior to entering the scouting ranks, Sutter was an Assistant Coach with the Florida Panthers for three seasons (1996-98, 2002-03) and served as the Panthers Head Coach for two seasons (2000-02).

The Viking, Alberta native was drafted by the New York Islanders in 1979 in the first round, 17th overall. He captured a Stanley Cup in his rookie season and went on to spend eight seasons with the Islanders. He also played three seasons with the Chicago Blackhawks. Sutter accumulated 342 points (139G, 203A) and 1333 penalty minutes in 731 career NHL games. He also recorded 58 points (26G, 32A) and 405 penalty minutes in 161 career playoff games.

Duane is one of the famed six Sutter brothers to play in the National Hockey League. He also has a son Brody who was drafted by the Carolina Hurricanes in 2011.



BILL SCOTT

DIRECTOR, SALARY CAP MANAGEMENT & ASSISTANT TO THE PRESIDENT, HOCKEY OPERATIONS

Bill Scott, 37, enters his fifth season with the Oilers and his third season as the team's Director of Salary Cap Management and Assistant to the President of Hockey Operations. Scott previously served as the club's Assistant General Manager for two seasons.

The native of Unionville, Ontario was promoted to the Oilers on April 21, 2014, after serving as General Manager of the Oklahoma City Barons since 2010. He played a key role in the Barons reaching the Calder Cup playoffs in all four of his seasons as General Manager.

Scott works closely with Oilers President of Hockey Operations and General Manager Peter Chiarelli and he also oversees the Oilers American Hockey League affiliate, the Bakersfield Condors (AHL).

As a member of the Oilers Hockey Management team, Scott's responsibilities include player and staff contract negotiations, scheduling, salary arbitration, salary cap management and all day to day administrative duties. He is also the club's liaison to the NHL regarding matters pertaining to the Collective Bargaining Agreement.

Scott served as the Director of Hockey Operations with the American Hockey League for four seasons. His duties included creation of league schedule, assisting in determining player fines and suspensions, supervising regular season and playoff games, and interpreting by-laws as well as the Collective Bargaining Agreement for member teams.

Scott graduated from Michigan State University with a Bachelor's Degree in Business Management. At school, he worked for the men's hockey team which went to the NCAA Frozen Four Tournament in 2001 and served as the ECHL's Manager of Hockey Operations for three seasons.



BOB GREEN

DIRECTOR, PLAYER PERSONNEL

Bob Green, 57, enters his sixth season as the Oilers Director of Player Personnel, after joining the Oilers scouting staff in 2013 and serving as the Director of Amateur Free Agent Scouting.

In his role he leads the amateur draft as well as working closely with Senior Vice-President of Player Personnel, Duane Sutter to oversee the Edmonton Oilers scouting operations, as well as continuing to identify and recruit NCAA, CHL and European free agents and develop a free agent priority list.

Prior to joining the Edmonton Oilers in 2014, Green served as the General Manager of the Edmonton Oil Kings of the Western Hockey League for six seasons and was honoured as the WHL's Executive of the Year in 2011-12 and 2012-13; in both seasons, Green guided the Oil Kings to the WHL finals.

In 2011-12 the Oil Kings posted the best record in the WHL with a mark of 50-15-3-4 for 107 points, capturing the Scotty Munro Memorial Trophy. The Oil Kings went on to capture the Ed Chynoweth Cup, marking their first WHL championship in modern franchise history, as well as earning them a trip to the Memorial Cup.

Green has also spent time throughout his career serving as the Assistant General Manager and Director of Player Personnel for the Medicine Hat Tigers, where he oversaw the Tigers scouting program and WHL Bantam Draft for seven seasons after starting with Medicine Hat in 1993.

EDMONTON OILERS SCOUTING STAFF 2018-19

MIKE CHIARELLI
AMATEUR SCOUT

JOHN HILL
AMATEUR SCOUT

ANDREW SHAW
AMATEUR SCOUT

CHRIS CICHOCKI
PROFESSIONAL SCOUT

MITCH HOLMBERG
AMATEUR SCOUT

KEITH SULLIVAN
AMATEUR SCOUT

JIM CROSSON
AMATEUR SCOUT

BRANDON JAY
AMATEUR SCOUT

MATTI VIRMANEN
AMATEUR SCOUT

PELLE EKLUND
AMATEUR SCOUT

PAUL MESSIER
PROFESSIONAL SCOUT

SCOTT HARLOW
AMATEUR SCOUT

ALEX NAUROV
AMATEUR SCOUT



TODD MCLELLAN

HEAD COACH

Todd McLellan, 50, is entering his fourth season as the Edmonton Oilers Head Coach. McLellan is the 14th Head Coach in Oilers franchise history.

McLellan has accumulated a record of 114-109-23 as the Oilers bench boss over three seasons, leading Edmonton to 43 wins and a 103-point season in 2016-17, marking their first 100-plus point season since 1986-87. He also led the Oilers to their first playoff berth since 2005-06, advancing to the Western Conference semi-finals.

In 2014-15, McLellan served as the Head Coach of Team Canada at the 2015 World Hockey Championship, leading Canada to their first gold medal since 2007 with an undefeated record of 10-0 and an impressive 6-1 win over Team Russia in the gold medal final. He was also the Head

Coach of Team North America at the 2016 World Cup of Hockey.

McLellan spent seven seasons as Head Coach of the San Jose Sharks prior to joining the Oilers, posting a record of 311-163-66 in 540 games as the Sharks bench boss. During that span, McLellan led the Sharks to six playoff appearances, four 40-plus win seasons, three 100-point seasons, captured the Presidents' Trophy (2009), three Pacific Division titles and made back-to-back appearances in the Western Conference Final (2010, 2011). No Head Coach in NHL history has won more games in their first four seasons behind the bench than the 195 collected by Todd McLellan.

In, 2010, the Melville, Saskatchewan native became just the third coach in National Hockey League history to record 50-plus wins in his first two seasons as Head Coach. McLellan was named a finalist for the NHL's Jack Adams Trophy in 2008-09 and became just the sixth NHL coach (first since 1990) to lead his team to the Presidents' Trophy, posting a record of 53-18-11 in his first season as a Head Coach.

Prior to joining San Jose, McLellan spent three seasons as an Assistant Coach with the Detroit Red Wings. One of McLellan's key responsibilities was Detroit's power play, which finished first in the NHL in 2005-06 (22.1) and third in 2007-08 (20.7). McLellan won a Stanley Cup in 2008 with the Red Wings, as well as two Presidents' Trophies (2006, 2008).

Before entering the NHL coaching ranks, McLellan spent four seasons as a Head Coach with the American Hockey League's Houston Aeros, capturing the 2003 Calder Cup Championship. Under his guidance, McLellan led the Aeros to a 154-111-37-18 mark and was named the 2003 Minor Coach of the Year by The Hockey News. He was also selected to coach two AHL All-Star Games during his tenure in Houston. McLellan also spent the 2000-01 season as Head Coach of the Cleveland Lumberjacks of the International Hockey League.

McLellan spent six seasons in junior hockey as Head Coach with the Swift Current Broncos of the Western Hockey League, where he also served as the General Manager in his final four seasons. He was named the WHL Executive of the year in 1997 and WHL Coach of the Year in 2000. The Broncos also captured division titles in 1996 and 2000 under McLellan.

McLellan played his junior hockey in the WHL with the Saskatoon Blades and was drafted by the New York Islanders in the fifth round (106th overall) in the 1986 NHL Draft. He played parts of two seasons with Springfield in the AHL and played in five games with the Islanders in 1987-88, posting two points (1G, 1A) before a shoulder injury ended his career.



HEAD COACHING RECORD

SEASON	TEA	LEAGUE	REGULAR SEASON								PLAYOFFS			
			GP	W	L	T	OTL/T	PTS	W%		GP	W	L	W%
1993-94	N.B.	SJHL	68	35	22	11	-	81	0.596		Not available			
1994-95	SC	WHL	72	31	34	7	-	69	0.479		6	2	4	0.333
1995-96	SC	WHL	72	36	31	5	-	77	0.535		6	2	4	0.333
1996-97	SC	WHL	72	44	23	5	-	93	0.646		10	6	4	0.6
1997-98	SC	WHL	72	44	19	9	-	97	0.674		12	7	5	0.583
1998-99	SC	WHL	72	34	32	6	-	74	0.514		6	2	4	0.333
1999-00	SC	WHL	72	47	18	4	3	101	0.701		12	6	6	0.5
2000-01	CLE	IHL	82	43	32	0	7	95	0.567		4	0	4	0
2001-02	HOU	AHL	80	39	26	10	5	93	0.581		14	8	6	0.571
2002-03	HOU	AHL	80	47	23	7	3	104	0.64		23	15	8	0.652
2003-04	HOU	AHL	80	28	34	14	4	74	0.463		-	-	-	-
2004-05	HOU	AHL	80	40	28	0	12	92	0.575		4	1	3	0.25
2008-09	SJS	NHL	82	53	18	-	11	117	0.713		6	2	4	0.333
2009-10	SJS	NHL	82	51	20	-	11	113	0.689		15	8	7	0.533
2010-11	SJS	NHL	82	48	25	-	9	105	0.64		18	9	9	0.5
2011-12	SJS	NHL	82	43	29	-	10	96	0.585		5	1	4	0.2
2012-13	SJS	NHL	48	25	16	-	7	57	0.594		11	7	4	0.636
2013-14	SJS	NHL	82	51	22	-	9	111	0.677		7	3	4	0.429
2014-15	SJS	NHL	82	40	33	-	9	89	0.543		-	-	-	-
2014-15	CAN	WHC	10	10**	0	-	0	-	1		-	-	-	-
2015-16	EDM	NHL	82	31	43	-	8	70	0.427		-	-	-	-
2016-17	TNA	WCH	3	2	0	-	1	-	0.833		-	-	-	-
2016-17	EDM	NHL	82	47	26	-	9	103	0.628		13	7	6	0.538
2017-18	EDM	NHL	82	36	40	-	6	78	0.476		-	-	-	-
SAN JOSE TOTALS			540	311	163	-	66	688	0.637		62	30	32	0.484
EDMONTON TOTALS			246	114	109	-	23	251	0.510		13	7	6	0.538
NHL CAREER			786	425	272	-	89	939	0.597		75	37	38	0.493
AHL CAREER			320	154	111	31	24	363	0.567		41	24	17	0.585
IHL CAREER			82	43	32	-	7	95	0.567		4	0	4	0
WHL CAREER			432	236	157	36	3	511	0.591		52	25	27	0.481



EDMONTON OILERS HEAD COACHING RECORD

HEAD COACH	SEASON	REGULAR SEASON						RANK	PLAYOFFS					PLAYOFF RESULT
		GC	W	L	O/T	PTS	PCT.		GC	W	L	T	PCT.	
Todd McLellan b. 10/3/1967, Melville, Sask.	2015-16	82	31	43	8	70	0.427	7th - Pacific/ 29th overall	—	—	—	—	—	
	2016-17	82	47	26	9	103	0.628	2nd - Pacific/ 8th overall	13	7	6	—	0.538	Lost Conference Semi-Final
	2017-18	82	36	40	6	78	0.476	6th - Pacific/ 23rd overall	—	—	—	—	—	
	OILERS TO DATE	246	114	109	23	251	0.510		13	7	6	—	0.538	
	NHL CAREER	786	425	272	89	939	0.597		62	30	32	—	0.493	San Jose Sharks (2008-15)

PAST COACHES LISTED BY GAMES COACHED

	SEASON	REGULAR SEASON						RANK	PLAYOFFS					PLAYOFF RESULT
		GC	W	L	O/T	PTS	PCT.		GC	W	L	T	PCT.	
Glen Sather b. 9/2/1943, High River, Alta.	1979-80	80	28	39	13	69	0.431	4th - Smythe/ 16th overall	3	0	3	—	0.000	Lost Preliminary Round
	1980-81	62	25	26	11	61	0.492	4th - Smythe/ 14th overall	9	5	4	—	0.556	Lost Quarter-Final
	1981-82	80	48	17	15	111	0.694	1st - Smythe/ 2nd overall	5	2	3	—	0.400	Lost Division Semi-Final
	1982-83	80	47	21	12	106	0.663	1st - Smythe/ 3rd overall	16	11	5	—	0.688	Lost Stanley Cup Final
	1983-84	80	57	18	5	119	0.744	1st - Smythe/ 1st overall	19	15	4	—	0.789	Won the Stanley Cup
	1984-85	80	49	20	11	109	0.681	1st - Smythe/ 2nd overall	18	15	3	—	0.833	Won the Stanley Cup
	1985-86*	80	56	17	7	119	0.744	1st - Smythe/ 1st overall	10	6	4	—	0.600	Lost Division Semi-Final
	1986-87	80	50	24	6	106	0.663	1st - Smythe/ 1st overall	21	16	5	—	0.762	Won the Stanley Cup
	1987-88	80	44	25	11	99	0.619	2nd - Smythe/ 3rd overall	19	16	2	1	0.842	Won the Stanley Cup
	1988-89	80	38	34	8	84	0.525	3rd - Smythe/ 7th overall	7	3	4	—	0.429	Lost Division Semi-Final
	1993-94	60	22	27	11	55	0.458	6th - Pacific/ 23rd overall	—	—	—	—	—	
	OILERS CAREER	842	464	268	110	1038	0.616		127	89	37	1	0.705	
	NHL CAREER	932	497	307	128	1122	0.602		127	89	37	1	0.705	New York Rangers (2002-04)
	WHA CAREER	178	95	76	7	197	0.503		23	8	15	—	0.348	Edmonton Oilers (1976-79)

* Won the Jack Adams Award as NHL Coach of the Year/ Inducted into the Hockey Hall of Fame in 1997

	SEASON	REGULAR SEASON						RANK	PLAYOFFS					PLAYOFF RESULT
		GC	W	L	O/T	PTS	PCT.		GC	W	L	T	PCT.	
Craig MacTavish b. 8/15/1958, London, Ont	2000-01	82	39	28	15	93	0.567	2nd - Northwest/ 12th overall	—	—	—	—	—	
	2001-02	82	38	28	16	92	0.561	3rd - Northwest/ 15th overall	—	—	—	—	—	
	2002-03	82	36	26	20	92	0.561	4th - Northwest/ 14th overall	6	2	4	—	0.333	Lost Conference Quarter-Final
	2003-04	82	36	29	17	89	0.543	4th - Northwest/ 17th overall	—	—	—	—	—	
	2005-06	82	41	28	13	95	0.579	3rd - Northwest/ 14th overall	24	15	9	—	0.625	Lost Stanley Cup Final
	2006-07	82	32	43	7	71	0.433	5th - Northwest/ 25th overall	—	—	—	—	—	
	2007-08	82	41	35	6	88	0.537	4th - Northwest/ 19th overall	—	—	—	—	—	
	2008-09	82	38	35	9	85	0.518	4th - Northwest/ 21st overall	—	—	—	—	—	
	2014-15	5	0	3	2	0	0.000		—	—	—	—	—	
	OILERS CAREER	661	301	255	105	705	0.535	30	17	13	—	0.567		

	SEASON	REGULAR SEASON						RANK	PLAYOFFS					PLAYOFF RESULT
		GC	W	L	O/T	PTS	PCT.		GC	W	L	T	PCT.	
Ron Low b. 6/21/1950, Birtle, Man.	1994-95	13	5	7	1	11	0.423	5th - Pacific/ 22nd overall	—	—	—	—	—	
	1995-96	82	30	44	8	68	0.415	5th - Pacific/ 21st overall	—	—	—	—	—	
	1996-97	82	36	37	9	81	0.494	3rd - Pacific/ 13th overall	12	5	7	—	0.417	Lost Conference Semi-Final
	1997-98	82	35	37	10	80	0.488	3rd - Pacific/ 15th overall	12	5	7	—	0.417	Lost Conference Semi-Final
	1998-99	82	36	38	8	78	0.476	2nd - Northwest/ 16th overall	4	0	4	—	0.000	Lost Conference Quarter-Final
	OILERS CAREER	341	139	162	40	318	0.466		28	10	18	—	0.357	
	NHL CAREER	505	208	243	54	470	0.465		28	10	18	—	0.357	New York Rangers (2000-02)

	SEASON	REGULAR SEASON						RANK	PLAYOFFS					PLAYOFF RESULT
		GC	W	L	O/T	PTS	PCT.		GC	W	L	T	PCT.	
Ted Green b. 3/1/1940, Eriksdale, Man.	1991-92	80	36	34	10	82	0.513	3rd - Smythe/ 12th overall	16	8	8	—	0.500	Lost Conference Final
	1992-93	84	26	50	8	60	0.357	5th - Smythe/ 20th overall	—	—	—	—	—	
	1993-94	24	3	18	3	9	0.187	—	—	—	—	—	—	
	OILERS CAREER	188	65	102	21	151	0.402		16	8	8	—	0.500	

	SEASON	REGULAR SEASON						RANK	PLAYOFFS					PLAYOFF RESULT
		GC	W	L	O/T	PTS	PCT.		GC	W	L	T	PCT.	
Tom Renney b. 3/1/1955, Cranbrook, B.C.	2010-11	82	25	45	12	62	0.378	5th - Northwest/ 30th overall	—	—	—	—	—	
	2011-12	82	32	40	10	74	0.451	5th - Northwest/ 29th overall	—	—	—	—	—	
	OILERS CAREER	164	57	85	22	136	0.414		—	—	—	—	—	
	NHL CAREER	592	260	255	77	597	0.504		24	11	13	—	0.458	Vancouver Canucks (1996-98); New York Rangers (2003-09)



	SEASON	REGULAR SEASON							PLAYOFFS					PLAYOFF RESULT
		GC	W	L	O/T	PTS	PCT.	RANK	GC	W	L	T	PCT.	
John Muckler b. 4/13/1934, Midland, Ont.	1989-90	80	38	28	14	90	0.563	2nd - Smythe/ 5th overall	22	16	6	—	0.727	Won the Stanley Cup
	1990-91	80	37	37	6	80	0.500	3rd - Smythe/ 11th overall	18	9	9	—	0.500	Lost Conference Final
	OILERS CAREER	160	75	65	20	170	0.531		40	25	15	—	0.625	
	NHL CAREER	648	276	285	87	639	0.493		67	36	31	—	0.537	Minnesota North Stars (1968-69), Buffalo Sabres (1991-95), New York Rangers (1998-2000)
	SEASON	REGULAR SEASON							PLAYOFFS					PLAYOFF RESULT
		GC	W	L	O/T	PTS	PCT.	RANK	GC	W	L	T	PCT.	
Dallas Eakins b. 2/27/1967, Dade City, FL, USA	2013-14	82	29	44	9	67	0.409	5th - Pacific/ 28th overall	—	—	—	—	—	
	2014-15	31	7	19	5	19	0.306		—	—	—	—	—	
	OILERS CAREER	113	36	63	16	86	0.389		—	—	—	—	—	
	SEASON	REGULAR SEASON							PLAYOFFS					PLAYOFF RESULT
		GC	W	L	O/T	PTS	PCT.	RANK	GC	W	L	T	PCT.	
Kevin Lowe b. 4/15/1959, Lachute, Que.	1999-00	82	32	26	24	88	0.537	2nd - Northwest/ 14th overall	5	1	4	—	0.200	Lost Conference Quarter-Final
	OILERS CAREER	82	32	26	24	88	0.537		5	1	4	—	0.200	
	SEASON	REGULAR SEASON							PLAYOFFS					PLAYOFF RESULT
		GC	W	L	O/T	PTS	PCT.	RANK	GC	W	L	T	PCT.	
Pat Quinn b. 1/29/1943, d. 11/23/2014	2009-10	82	27	47	8	62	0.378	5th - Northwest/ 30th overall	—	—	—	—	—	
	OILERS CAREER	82	27	47	8	62	0.378		—	—	—	—	—	
	NHL CAREER	1400	684	528	188	1556	0.556		183	94	89	—	0.514	Philadelphia Flyers (1978-82), Los Angeles Kings (1984-87), Vancouver Canucks (1990-96), Toronto Maple Leafs (1998-2006)
Inducted into Hockey Hall of Fame in 2016														
	SEASON	REGULAR SEASON							PLAYOFFS					PLAYOFF RESULT
		GC	W	L	O/T	PTS	PCT.	RANK	GC	W	L	T	PCT.	
Ralph Krueger b. 8/31/1959, Winnipeg, Man.	2012-13	48	19	22	7	45	0.469	3rd - Northwest/ 24th overall	—	—	—	—	—	
	OILERS CAREER	48	19	22	7	45	0.469		—	—	—	—	—	
	SEASON	REGULAR SEASON							PLAYOFFS					PLAYOFF RESULT
		GC	W	L	O/T	PTS	PCT.	RANK	GC	W	L	T	PCT.	
Todd Nelson b. 5/11/1969, Prince Albert, Sask.	2014-15	46	17	22	7	41	0.488	6th - Pacific/ 28th overall	—	—	—	—	—	
	OILERS CAREER	42	17	22	7	41	0.488		—	—	—	—	—	
	SEASON	REGULAR SEASON							PLAYOFFS					PLAYOFF RESULT
		GC	W	L	O/T	PTS	PCT.	RANK	GC	W	L	T	PCT.	
George Burnett b. 3/25/1962, Port Perry, Ont.	1994-95	35	12	20	3	27	0.386		—	—	—	—	—	
	OILERS CAREER	35	12	20	3	27	0.386		—	—	—	—	—	
	SEASON	REGULAR SEASON							PLAYOFFS					PLAYOFF RESULT
		GC	W	L	O/T	PTS	PCT.	RANK	GC	W	L	T	PCT.	
Bryan Watson b. 11/14/1942, Bancroft, Ont.	1980-81	18	4	9	5	13	0.361		—	—	—	—	—	
	OILERS CAREER	18	4	9	5	13	0.361		—	—	—	—	—	



GLEN GULUTZAN

ASSISTANT COACH

Glen Gulutzan is entering his first season with the Oilers as an Assistant Coach.

Gulutzan, 46, spent the past two seasons as head coach of the NHL's Calgary Flames. Gulutzan helped the Flames reach the playoffs in 2016-17 and accumulated a record of 82-68-14 in 164 games as Calgary's bench boss.

Prior to joining the Flames, Gulutzan was an assistant coach with the Vancouver Canucks in 2013-14 and served as the head coach of the Dallas Stars from 2011-2013. Gulutzan also coached the American Hockey League's (AHL) Texas Stars from 2009-2011 and led the Stars to the Calder Cup final in 2009-10. Gulutzan also coached the ECHL's Las Vegas Wranglers for six seasons, receiving ECHL Coach of the Year honours in 2005-06.

The Hudson Bay, Saskatchewan native played seven seasons of professional hockey in the West Coast Hockey League (WCHL) for the Fresno Falcons as a player/assistant coach, winning the championship in 2002. He also spent one season playing for Vassan Sport in Finland. Gulutzan played junior hockey for the Western Hockey League's (WHL) Moose Jaw Warriors, Brandon Wheat Kings and Saskatoon Blades from 1987-1992 and two seasons with the University of Saskatchewan Huskies.



TRENT YAWNEY

ASSISTANT COACH

Trent Yawney enters his first season with the Oilers as an Assistant Coach.

Yawney, 52, brings 17 years of coaching experience with him, most recently serving as an assistant coach with the Anaheim Ducks for the past five seasons. In 2017-18, he helped guide Anaheim to a 100-plus point season for a fifth straight year and an 83.2 penalty killing percentage, ranking fifth in the NHL.

Yawney served as the Chicago Blackhawks head coach from 2005-2007 and served as an assistant coach for eight NHL seasons with three organizations (Chicago, San Jose and Anaheim). He also served as a head coach in the American Hockey League (AHL) for eight seasons with Norfolk and Syracuse, including being named "Minor Pro Coach of the Year" by The Hockey News in 2003-04.

A native of Hudson Bay, Saskatchewan, Yawney played 593 career NHL games with Chicago, Calgary and St. Louis, posting 129 points (27G, 102A) and 783 penalty minutes. Yawney also served as captain for Team Canada at the 1988 Winter Olympics in Calgary. The Chicago Blackhawks originally drafted Yawney in the third round (45th overall) of the 1984 NHL Draft.



MANNY VIVEIROS

ASSISTANT COACH

Manny Viveiros enters his first season in the NHL as an assistant coach, after serving as the Head Coach of the Western Hockey League's Swift Current Broncos in 2017-18.

Viveiros, 52, led the WHL's Swift Current Broncos to a championship last season, defeating the WHL's two conference leaders (Moose Jaw, Everett) on route to capturing the Ed Chynoweth Cup and advancing to the Memorial Cup. Viveiros led the Broncos to a 48-17-7 record finishing in second place in the Eastern Conference and boasting a League best 29.4 power play percentage. The St. Albert, Alberta native brings 11 years of experience with him, most recently with the WHL's Swift Current Broncos for the past two seasons, posting a record of 87-40-17. Viveiros coached in Europe from 2006-2016, leading Klagenfurter AC to an Austrian Hockey League championship in 2009. He also coached Austria's National Team for three years, including the 2014 Winter

Olympics. After the Olympics, Viveiros coached ERC Ingolstadt of the Deutsche Eishockey Liga (DEL) as an assistant coach in 2014 and head coach in 2015.

Viveiros was originally drafted by Edmonton in the sixth round, 106th overall, in the 1984 NHL Draft and spent three seasons with the NHL's Minnesota North Stars (1985-1988), appearing in 29 games and posting 12 points (1G, 11A) and six penalty minutes. He spent 16 seasons in Austria, playing with Villach VSV, Lustenau EHC, Vienna and Klagenfurter AC. He also spent two seasons with SERC Wild Wings in the DEL. Viveiros played his junior hockey with the WHL's Prince Albert Raiders, capturing the 1986 Memorial Cup.



EDMONTON OILERS ALL-TIME COACHING STAFFS BY SEASON

SEASON	HEAD COACH	ASSISTANT COACHES
1979-80	Glen Sather	None
1980-81	Bryan Watson	Billy Harris
	Glen Sather	Billy Harris, Bryan Watson
1981-82	Glen Sather	Billy Harris
1982-83	Glen Sather	Ted Green, John Muckler
1983-84	Glen Sather	Ted Green, John Muckler
1984-85	Glen Sather	Ted Green, John Muckler
1985-86	Glen Sather	Bob McCammon, John Muckler
1986-87	Glen Sather	Ted Green, John Muckler
1987-88	Glen Sather	Ted Green, John Muckler
1988-89	Glen Sather	Ted Green, John Muckler
1989-90	John Muckler	Ted Green, Ron Low
1990-91	John Muckler	Ted Green, Ron Low
1991-92	Ted Green	Ron Low, Kevin Primeau
1992-93	Ted Green	Ron Low, Kevin Primeau
1993-94	Ted Green	Ron Low, Kevin Primeau
	Glen Sather	Ron Low, Kevin Primeau
1994-95	George Burnett	Ron Low, Kevin Primeau
	Ron Low	Kevin Primeau
1995-96	Ron Low	Bob McCammon, Kevin Primeau
1996-97	Ron Low	Bob McCammon, Kevin Primeau
1997-98	Ron Low	Ted Green, Bob McCammon
1998-99	Ron Low	Ted Green, Kevin Lowe
1999-00	Kevin Lowe	Ted Green, Craig MacTavish
2000-01	Craig MacTavish	Ted Green, Charlie Huddy, Billy Moores
2001-02	Craig MacTavish	Ted Green, Charlie Huddy, Mark Lamb, Billy Moores
2002-03	Craig MacTavish	Ted Green, Charlie Huddy, Billy Moores
2003-04	Craig MacTavish	Ted Green, Charlie Huddy, Billy Moores
2005-06	Craig MacTavish	Charlie Huddy, Billy Moores, Craig Simpson
2006-07	Craig MacTavish	Charlie Huddy, Billy Moores
2007-08	Craig MacTavish	Rob Daum, Charlie Huddy, Billy Moores
2008-09	Craig MacTavish	Kelly Buchberger, Charlie Huddy, Billy Moores
2009-10	Pat Quinn	Kelly Buchberger, Wayne Fleming, Tom Renney
2010-11	Tom Renney	Kelly Buchberger, Ralph Krueger, Steve Smith
2011-12	Tom Renney	Kelly Buchberger, Ralph Krueger, Steve Smith
2012-13	Ralph Krueger	Kelly Buchberger, Steve Smith
2013-14	Dallas Eakins	Keith Acton, Kelly Buchberger, Steve Smith
2014-15	Dallas Eakins	Keith Acton, Craig Ramsay, Rocky Thompson
	Craig MacTavish	Todd Nelson, Keith Acton, Craig Ramsay, Rocky Thompson
	Todd Nelson	Kelly Buchberger, Steve Smith, Rocky Thompson
2015-16	Todd McLellan	Jay Woodcroft, Jim Johnson, Ian Herbers
2016-17	Todd McLellan	Jay Woodcroft, Jim Johnson, Ian Herbers
2017-18	Todd McLellan	Jay Woodcroft, Jim Johnson, Ian Herbers



DUSTIN SCHWARTZ

GOALTENDING COACH

Schwartz, 39, is in his fifth year with the Oilers and enters his fourth full season as the club's Goaltending Coach.

Prior to joining the Oilers, Schwartz spent four seasons as a goaltending consultant with the Western Hockey League's (WHL) Edmonton Oil Kings. During his tenure, he helped the Oil Kings collect two WHL Championships as well as a Memorial Cup in 2014.

On August, 10, the Stettler, Alberta native was named as the WHL's Goaltending Consultant. He will be responsible for the WHL Goaltending Advisory Committee, which consists of representatives from the four Western Canada provincial hockey associations and goaltending coaches from WHL Clubs in the Western provinces. Schwartz will work closely with the Western provincial hockey associations to implement a development plan for the top goaltenders within the minor hockey system.

Schwartz served as the goaltending coach for Team Canada in its gold medal performance at the 2013 Ivan Hlinka tournament. Schwartz was also a staff member at Vimy Ridge Academy in Edmonton, creating and developing the goaltending development model and curriculum.

Prior to joining the coaching ranks, Schwartz played five seasons in the CIS for the University of Alberta's Golden Bears, winning a CIS University Cup. He also spent four seasons in the WHL with the Medicine Hat Tigers and the Red Deer Rebels.



SYLVAIN RODRIGUE


GOALTENDING COACH

Sylvain Rodrigue enters his sixth season with the Edmonton Oilers organization where he will work under the direction of Goaltending Coach Dustin Schwartz, assisting him with goaltender development. Rodrigue working closely with the Oilers American Hockey League affiliate, Bakersfield Condors.

Rodrigue, 45, served as a Goaltending Consultant for the DEL's Berlin Eisbaren, a member of Germany's top elite league and Fribourg Gotteron of the Swiss Elite League prior to joining the Oilers. He won the DEL championship with Berlin in 2010-11, 2011-12 and 2012-13. He was also a member of Berlin's European trophy championship team in 2010-11.

The Montreal, Quebec native has also worked with HC Lugano (NLA - Swiss Elite League), AIK (Swedish Elite League) and Dusseldorf (DEL - German Elite League) since 2009-10.

Before heading to Europe, Rodrigue worked with the Chicoutimi Saguenéens of the Quebec Major Junior Hockey League from 2003-2009 and was also a goaltending instructor at Hockey Canada's Program of Excellence Goaltending Camp in 2009.



DAVID PELLETIER

SKATING COACH

David Pelletier, 43, begins his fifth season with the Edmonton Oilers as the club's Skating Coach. Pelletier works closely with head coach Todd McLellan and the Oilers management team to assist players at all levels of the Oilers organization with their skating.

Pelletier is a three-time Canadian Champion, World Champion, Grand-Prix Final Champion and Olympic Gold Medalist in figure skating. His 2002 Olympic Gold medal marked Canada's first Olympic Gold in pair's figure skating in 42 years.

The Sayabec, Quebec native has been inducted into the Skate Canada Hall of Fame, the Canadian Olympic Hall of Fame, the Canadian Sports Hall of Fame and was a recipient of the Lou Marsh Trophy in 2001, awarded to outstanding Canadian athletes.

Since retiring from professional figure skating, Pelletier has worked as a power skating coach with several professional and junior athletes as well as members of the Canadian National Women's hockey team.



JEREMY COUPAL

VIDEO COACH

Jeremy Coupal, 29, is entering his third season with the Oilers as the club's Video Coach. Coupal spent three seasons as Video Coordinator with the Nashville Predators prior to the 2016-17 season.

Prior to joining the Nashville Predators, the Montreal, Quebec native served as a volunteer Assistant Coach for Bemidji State University (video coordinator and goaltending coach) in the Western Collegiate Hockey Association (WCHA) for the 2012-13 season.

Coupal graduated from Rensselaer Polytechnic Institute (RPI) in 2012 with a degree in Industrial and Management Engineering. Coupal was a goaltender for the RPI NCAA Division I team and the first President and founding member of the RPI men's Club Hockey team in the American Collegiate Hockey



J.J. HEBERT

SENIOR DIRECTOR, HOCKEY COMMUNICATIONS & MEDIA RELATIONS

J.J. Hebert enters his 16th season with the Oilers, as the Senior Director, Hockey Communications and Media Relations. J.J. oversees all matters pertaining to hockey communications and is the primary media contact for the team.

A native of Niagara Falls, Ontario, J.J. has been working in the field of communications and media relations for 20 years. Since joining the Oilers organization, he has worked 12 NHL All-Star Games, 15 NHL Entry Draft and the Oilers' playoff runs in 2006 and 2017. He served as member of the NHL's Communications Advisory Board from 2006-15.

Internationally, J.J. has worked for Team Canada on three occasions, most recently at the 2018 World Hockey Championship in Copenhagen, Denmark. He also won gold medals at both the 2015 World Hockey Championship in Prague, Czech Republic and the 2010 Olympic Winter Games in Vancouver, British Columbia. Hebert also managed Communications and Media for Team North America at the 2016 World Cup of Hockey in Toronto, Ontario.

Prior to joining the Oilers, J.J. was Coordinator of Media Relations with Hockey Canada from 2000-03, assisting the National Women's Team during the 2001-02 season, prior to the 2002 Olympic Winter Games and overseeing communications for Hockey Canada's domestic events. He was also part of the communications team at the 2001 Men's Olympic Orientation Camp in Calgary, AB. Prior to his time at Hockey Canada, J.J. coordinated media relations for the Calgary Cannons Baseball Club from 1998- 2000, when they were the primary affiliate for Major League Baseball's Florida Marlins.

Born on July 6, 1978, J.J. spent most of his childhood in Ottawa, ON, where he was worked as a student and volunteer with the Ottawa Senators before moving west to Calgary in 1996.

J.J. resides in Sherwood Park, Alberta, and has one son, Josh, and one daughter, Emma.



SHAWN MAY

MANAGER, HOCKEY OPERATIONS/ COMMUNICATIONS

Shawn May is entering his seventh season with the Oilers; 2018-19 marks his third season as the teams Manager of Hockey Operations Communications, after previously serving as the Coordinator of Communications and Media Relations for the Hockey Club since 2012. May works closely with J.J. Hebert to oversee all day-to-day media requests for players and coaches, in addition to producing all press releases for the Oilers hockey operations. He also oversees team travel logistics which includes flights, hotel bookings and ground transpiration when travelling.

May, 28, has worked in the sports communications field for nine years. Since joining the Oilers organization, he has worked five NHL Drafts, one NHL All-Star game and has been the lead on media relations for six Oilers rookie and development camps.

Prior to joining the Oilers in 2012, May served as the Communications Coordinator for the Edmonton Eskimos in the Canadian Football League for two seasons.

May holds a Public Relations designation from MacEwan University and is continuing his education in the communications field through the University of Victoria.



ANDRÉ BRIN

MANAGER, HOCKEY COMMUNICATIONS & RESEARCH

André Brin, 53, enters his third season with the Oilers, as the club's manager of hockey communications and research. In his communications role, André works on game notes, publications, statistics and assisting with coordinating interviews.

Prior to joining the Oilers, André worked in communications for Hockey Canada for a total of 14 years, from 1999-2004 and from 2005-2014. Over his time with Hockey Canada, he worked with Canadian National Teams, notably at four Olympic Games, 16 World Junior Championships, nine World Hockey Championships, five World Women's Hockey Championships, one World Men's Under-18 Championship, one World Sledge Hockey Championship and one Paralympic Winter Games.

André was also a sports broadcaster for six years in Manitoba, with Radio-Canada Manitoba, XL FM Radio, and on a part-time basis with MTN, now named A-Channel. He has a Bachelor's degree from the Université de Saint-Boniface. Born in Emekuku, Nigeria, he spent most of his childhood in Winnipeg.



T.D. FORSS

HEAD MEDICAL TRAINER

T.D. Forss was named Head Athletic Therapist of the Edmonton Oilers on July 5, 2010. Forss, now in his ninth season with the club, provides Oilers players with day-to-day medical and rehab needs both on the road and at home. As well, he serves as the medical coordinator and liaison between the hockey department and the organization's team of highly-respected physicians and medical specialists.

T.D. has an extensive background in professional sports, including spending seven years, 2003-2010, as the Head Athletic Therapist for the Canadian Football League's Edmonton Eskimos.

Prior to joining the Eskimos, Forss served as the Assistant Athletic Therapist with the Calgary Flames from 2001-2003 and Head Athletic Therapist & Strength Coach for the Spokane Chiefs of the Western Hockey League from 1994-98 and 1999-2001.

T.D., who holds a Master of Arts and Bachelor of Physical Education from the University of Alberta, has spent time with Hockey Canada as an Athletic Therapist at the 1992 Spengler Cup, the 1996 and 1999 World Junior Hockey Championships and the 2012 IIHF Men's World Hockey Championships in Helsinki, Finland. In 2016, T.D. was selected as the Athletic Therapist for Team North America at the 2016 World Cup of Hockey held in Toronto.

He is a member of the Canadian Athletic Therapist Association, the National Athletic Trainers Association, the National Strength & Conditioning Association and the Professional Hockey Athletic Trainers Society.

TD and his wife Monica reside in Edmonton and have two children, Katelin and Liana



JEFF LANG

HEAD EQUIPMENT MANAGER

Jeff Lang begins his 16th season with the Edmonton Oilers, and seventh as Head Equipment Manager, since joining the team's training staff in 2003-04. Lang had his 1000th NHL game milestone behind the Oilers bench on February 5th versus the Tampa Bay Lightning. The 46-year-old Regina, Saskatchewan native looks after the coordinating of equipment and supplies used by the Oilers as well as equipment inventory, maintenance and repair.

After earning a Certificate of Athletic Therapy from Mount Royal College in 1997, Lang began his career with the Calgary Royals of the Alberta Junior Hockey League. He served four seasons from 1996-97 to 1999-00 as both trainer and equipment manager with the junior team before moving on to Hockey Canada.

With the governing body of hockey in Canada, Lang spent another four seasons (1999-00 to 2002-03) honing his craft as an equipment manager with several national teams. He was a member of the training staff of Canada's gold medal winning 2002 Olympic Team in Salt Lake City, and also won gold medals with Canada's men's national team at the 2002 Spengler Cup and Deutschland Cup teams. He served as equipment manager with the 2003 Under-18 team, which won Canada's first gold medal at the Under-18 World Hockey Championship in Yaroslavl, Russia. Lang, along with T.D. Forss, were part of Team Canada at the 2012 World Hockey Championship in Helsinki, Finland and Lang was also a member of Team Canada at the 2013 World Hockey Championship. Most recently Lang served as the Head Equipment Manager for Team Canada at the 2014 IIHF World Hockey Championship in Minsk, Belarus.

Lang, who was born in Davidson, Saskatchewan, and his wife, Paula, live in Sherwood Park, Alberta with their sons, Hunter and Adam.



CHRIS DAVIE

ASSISTANT ATHLETIC THERAPIST

Chris Davie is entering his 16th season with the Oilers training department. The 42-year-old native of Provost, Alberta works closely with Head Athletic Therapist, T.D. Forss and the Oilers medical staff in injury assessment, treatment and rehabilitation.

A graduate of the University of Alberta's Faculty of Physical Education and Recreation, Davie's first stint with the Oilers came from 1999-2001 when he served as the team's Assistant Athletic Therapist. Following his two seasons with the Oilers he was named the Head Athletic Therapist for the Oilers' American Hockey League affiliate, serving in that role for four seasons. During that span he spent two seasons with the Hamilton Bulldogs (2001-02 to 2002-03) and one each with

the Toronto Roadrunners (2003-04) and Edmonton Road Runners (2004-05).

Following the NHL lockout season, Davie joined Toronto and was the Maple Leafs Assistant Athletic Therapist in 2005-07 before serving as the Head Athletic Therapist for the AHL's Toronto Marlies in 2007-08.

During his career, Davie has also worked on the training staffs of both the Edmonton Eskimos (CFL) and Edmonton Cracker Cats baseball team. He is a member of the Canadian Athletic Therapist Association, the National Athletic Trainers Association, the National Strength and Conditioning Association and the Professional Hockey Athletic Trainers Society.

Chris and his wife, Julie, make Edmonton their home along with sons Benjamin and Sebastian.



BRAD HARRISON

ASSISTANT EQUIPMENT MANAGER

Brad Harrison enters his ninth season with the Edmonton Oilers as Assistant Equipment Manager. Before moving to Edmonton, he spent four seasons with the Toronto Marlies in the American Hockey League.

Harrison also had seven years working in Germany as an Equipment Manager as well as helping out Team Canada in several tournaments throughout his career. Brad most recently served as the Assistant Equipment Manager along side Jeff Lang for Team Canada at the 2013 World Hockey Championship in Sweden. Harrison was also a member of Team Canada's staff at the 2006 World Hockey Championship.

In his duties with the Oilers, Harrison looks after outfitting all players from rookie camp right through until the end of the season as well as assisting Jeff Lang in coordinating all equipment and supplies used by the team. Harrison, and his wife, Jennifer, have two children; Blake and Ryder.



SHANE OLMSTED

ASSISTANT EQUIPMENT MANAGER

Shane Olmsted, 29, is entering his fourth full season as an Assistant Equipment Manager, after spending the previous seven seasons as the visiting NHL team's game day room attendant. Shane works closely with Head Equipment Manager Jeff Lang and Assistant Equipment Manager Brad Harrison on a daily basis, as well as oversees all visiting NHL team's game and practice needs while in Edmonton.

Olmsted was born and raised in Edmonton, Alberta, where he obtained a finance degree from the University of Alberta in 2012 prior to joining the Oilers.



RYAN WILLIAMS

PHYSICAL THERAPIST

Ryan Williams enters his eighth season as Physical Therapist with the Oilers. He received his degree in Physical Therapy from the University of Alberta in 2004.

Ryan is a recognized Sports Physiotherapist through the International Federation of Sports Physical Therapists (IFSPT) and has a Diploma in Sports Physical Therapy from Sports Physiotherapy Canada. He is also a Fellow of the Canadian Association of Manipulative Physical Therapists (FCAMPT), certified in Functional Dry Needling, and has extensive training in functional assessment and performance rehabilitation (EXOS, SFMA, FMS).

Ryan also maintains a clinical practice at the University of Alberta, both with Varsity Athletics and the Glen Sather Sports Medicine Clinic, and is an Associate Clinical Professor with the Department of Physical Therapy. He has been the chairperson for the Alberta section of Sport Physiotherapy Canada since 2014.

Prior to his time with the Oilers, Ryan spent several seasons working in junior hockey, including two seasons with the Edmonton Oil Kings. The Kitscoty, Alberta native now makes Edmonton his home with his wife, Carolyn, and son, Reid.



STEPHEN LINES

MASSAGE THERAPIST

Lines, 41, enters his 12th season as a member of the Oilers training staff. He joined the Oilers in 2007-08 after spending three seasons (2005-07) with the Calgary Stampeders of the Canadian Football League. A Registered Massage Therapist, he holds a degree from the Wellington College of Remedial Massage Therapies in Winnipeg, Manitoba and has worked closely with Hockey Canada since 2001.

Lines was a member of the Team Canada training staff at the 2008 IIHF World Championship in Halifax, Nova Scotia and Quebec City, Quebec, serving as the Massage Therapist for the silver medal winning hosts. It was his second appearance with Team Canada as he was the Massage Therapist with the 2007 National Junior Team, helping Canada win the gold medal at the IIHF World Junior Hockey Championship in Sweden.

Lines has also worked many of Hockey Canada's development and selection camps for both the men's and women's national teams as well as with the Canadian Under-18 teams. He worked closely with the national team in its preparations for the 2006 Winter Olympics in Torino, Italy.

Born in Victoria, British Columbia, Lines grew-up in Winnipeg, Manitoba, before beginning his professional sports career in Calgary. Besides his work with the Calgary Stampeders and Hockey Canada, he has worked with the Edmonton Oil Kings, Calgary Flames, Calgary Hitmen, UofA track team and Canadian Paralympic Swim team.



CHAD DRUMMOND

HEAD STRENGTH AND CONDITIONING COACH

Chad Drummond enters his seventh full season with the Oilers as the club's Strength and Conditioning Coach, after assisting Simon Bennett for two seasons (2010- 2012). Chad is responsible for the development and implementation of all day-to- day aspects of the teams off ice conditioning.

Prior to joining the Oilers, Chad worked as a trainer/strength coach at Body by Bennett from 2006-2012. During this time, he was responsible for creating the club's group training and yoga programs and also served as Body by Bennett's west end manager.

Chad is a dedicated and influential trainer who has developed the skills necessary to pursue the perfection of strength and conditioning implementation in the realm of professional hockey. Chad is born and raised in Edmonton and has enveloped himself in the life of a personal trainer and has adopted the belief that there is no difference between success and hard work. Chad's philosophy of physical fitness lays in the foundation of the belief that anything is possible through hard work and dedication to one's belief in themselves.

Chad has a strong wealth of experience working with National Hockey League players, Olympic athletes and other world class athletes. He has also been responsible for the education of practicum students from the University of Alberta and the Northern Alberta Institute of Technology.



JOEL SCHNEIDER

ASSISTANT STRENGTH AND CONDITIONING COACH

Joel is entering his fifth season with the Oilers as the club's Assistant Strength and Conditioning Coach. Joel works closely with Strength and Conditioning Coach Chad Drummond, assisting with the development and implementation of all day- to-day aspects of the team's off-ice conditioning.

Prior to joining the Oilers, Joel was the Head Strength and Conditioning Coach for the Western Hockey League's Edmonton Oil Kings, helping them capture the WHL League Championship in 2012, and eventually winning the Memorial Cup in 2014.

A native of Burns Lake, BC, Joel moved to Edmonton in 2004 to pursue his post-secondary education. It was Joel's passion for the game of hockey which led him to work as a personal trainer/ strength and conditioning coach for eight years at Body by Bennett and he also served as the Director of the hockey program for three years.



JOEY MOSS

DRESSING ROOM ATTENDANT

Although he works behind the scenes with the Edmonton Oilers training staff, Joey Moss is one of the organization's most well-known and beloved members.

Brought to the attention of the Oilers by Wayne Gretzky, Joey has endeared himself to the players, coaches, staff and fans of the Oilers since he began working in the team's dressing room in 1984-85. Joey, born with Down's syndrome, can be seen helping the other members of the Oilers training staff on a daily basis from the start of training camp until the final whistle each spring. Among his many duties, Joey looks after the cleaning of the dressing room, team laundry, the handling of

towels and water for games and practices and the distribution of equipment.

Joey is an integral part of the Oilers and has been with them through four of their five Stanley Cup championship seasons. During games, Joey can be found in his customary seat behind the Oilers' bench, where he belts out the loudest version of "O Canada" prior to every home game.

Each season, the Oilers conclude their training camp with the presentation of the Joey Moss Cup to the winners of the annual intra-squad tournament. The tournament began over a decade ago as an evaluation tool for the coaching staff, and has evolved into a charitable fundraising event for various programs throughout Oil Country.

On June 16, 2017, the Professional Hockey Athletic Trainers Society (PHATS) and Society of Professional Hockey Equipment Managers (SPHEM) honored Joey at their annual meetings, for his outstanding service and contributions to the Edmonton Oilers Hockey Club.

On May 29, 2015, Joey was inducted to the Alberta Sport's Hall of Fame to honour his contributions and dedication made to both the Edmonton Oilers, as well as the Edmonton Eskimos in the Canadian Football League.

On May 17, 2007, Joey accepted the Mayor's Award from City of Edmonton mayor, Stephen Mandel, in recognition of the Oilers commitment to persons with disabilities.

Prior to the 2003 NHL All-Star Game in Florida, Joey was presented the NHL Alumni Association's "Seventh Man Award" by Gretzky. The award is presented by the NHL Alumni Association to NHL members "whose behind-the-scene efforts make a difference in the lives of others."

Outside the dressing room, Joey has lent his name and support to "Joey's Home", an assisted-living home for individuals with developmental disabilities overseen by the Winnifred Stewart Association.

Joey's talents are not confined to just the hockey rink, as he has served with the Edmonton Eskimos training staff during the summers since the 1986 Canadian Football League season.



OILERS IN THE COMMUNITY

Each and every season the Edmonton Oilers make a commitment to being a strong community partner. Through this commitment, the organization, players and staff, participate in a number of different events, charitable fundraisers and community programs. Below is a sampling of the Edmonton Oilers community initiatives.

For a complete list, please visit EdmontonOilers.com.

OFF-ICE APPEARANCES

Oilers players take great pride in providing support on local initiatives and play an active role with many community organizations including: Stollery Children's Hospital Foundation, Right To Play Canada, Cross Cancer Institute, Inner City High School, WE day, Cystic Fibrosis, Canadian Tire's Jumpstart program, Christmas Bureau of Edmonton and Area, and Kids with Cancer Society. Players also visit local hospitals and participate in annual community and school programs.

YOUTH HOCKEY PROGRAMMING

The Edmonton Oilers have several minor hockey programs geared towards development on and off the ice. Oilers Hockey School presented by Rogers is a six day camp that provides high-calibre instruction daily, as well as special visits from Oilers players and alumni. Oilers Hockey Clinic presented by ATCO is a complimentary weekend camp hosted in one of Oil Country's rural communities. Oilers Hockey Institute is our newest minor hockey initiative and offers athletes the opportunity for world class instruction in a state-of-the-art facility. More information about each program can be found at EdmontonOilers.com/youthhockey.

LIL' OILERS

Lil' Oilers is a philanthropic Learn to Play initiative developed in collaboration with the NHL and NHLPA. The program is designed to introduce youth, aged five to six, to the great game of hockey. All participants receive new complimentary hockey equipment from CCM while receiving six weeks of on-ice instruction from Oilers alumni and local hockey experts. With a strong emphasis on fun, Lil' Oilers is the perfect program for those looking to get their start in hockey. This season, the Oilers are expanding the program to an Oil Country community in addition to the program based in Edmonton.

SKILLS COMPETITION

The Edmonton Oilers Skills Competition, presented by Rogers, is a fan-focused event that invites fans to watch the Oilers players compete against each other in an exciting demonstration of hockey skills. Individual competitions include: Breakaway challenge, Fastest Skater, Hardest Shot, Most Accurate Shot and King of the Shootout.

FAN MAIL

While players will make every effort to respond to fan mail, please remember that a personal response is not guaranteed due to the volume of mail each player receives. Write to individual Oilers players, members of the coaching staff or front office personnel at:

Edmonton Oilers Hockey Club
ATTN: [PLAYER NAME]
300, 10214 – 104 Avenue NW
Edmonton, AB T5J 0H6



EDMONTON OILERS
ORGANIZATIONAL DEPTH CHART

ORGANIZATIONAL DEPTH CHART

#	GOALTENDERS	POS	HT	WT	C	BORN	HOMETOWN	2017-18 TEAM	GP	MIN	GA	GAA	SV%	OILERS STATUS	
-	Hayden Hawkey	G	6'2"	181	L	3/1/95	Parker, CO	Providence (H-East)	40	2325	79	2.04	0.919	Trade (2018)	
19	Mikko Koskinen	G	6'7"	202	L	7/18/88	Vantaa, FIN	SKA St. Petersburg (KHL)	29	1718	45	1.57	0.937	*Free agent (2018)	
								Finland (OLY)	5	297	8	1.62	0.932		
								SKA St. P (KHL PO)	15	924	25	1.62	0.935		
35	Al Montoya	G	6'2"	200	L	2/13/85	Chicago, IL	Edmonton (NHL)	9	469	14	2.94	0.906	*Trade (2018)	
								Montreal (NHL)	4	223	23	3.77	0.863		
50	Stuart Skinner	G	6'3.5"	206	L	11/1/98	Edmonton, AB	Lethbridge (WHL)	31	1737	98	3.38	0.897	*2017 Dft (3, 78)	
								Swift Current (WHL)	25	1433	64	2.68	0.914		
								Swift Current (WHL PO)	26	1609	59	2.20	0.932		
								Swift Current (Mem Cup)	3	179	12	4.02	0.902		
40	Shane Starrett	G	6'5"	181	L	7/12/94	Bellingham, MA	Bakersfield (AHL)	3	146	9	3.71	0.895	*Free agent (2016)	
								Wichita (ECHL)	38	2016	101	3.01	0.912		
								Wichita (ECHL PO)	6	364	17	2.80	0.915		
-	Olivier Rodrigue	G	6'1"	158	L	7/6/00	Chicoutimi, QC	CAN U18 (Hlinka)	4	240	4	1.00	0.942	2018 Dft (2, 62)	
								Drummondville (QMJHL)	53	3001	127	2.56	0.903		
								CAN U18 (WU18)	3	18	4	1.33	0.949		
33	Cam Talbot	G	6'4"	196	L	7/5/87	Caledonia, ON	Edmonton (NHL)	67	3730	188	3.02	0.908	*Trade (2015)	
30	Dylan Wells	G	6'1.5"	190	L	1/3/98	St. Catharines, ON	Peterborough (OHL)	56	3230	195	3.62	0.896	*2016 Dft (5, 123)	
								Wichita (ECHL)	1	11	3	16.39	0.571		
#	DEFENCEMEN	POS	HT	WT	S	BORN	HOMETOWN	2017-18 TEAM	GP	G	A	PTS	PIM	+/-	OILERS STATUS
74	Ethan Bear	D	5'11"	197	R	6/26/97	Ochapowace, SK	Edmonton (NHL)	18	1	3	4	10	-11	*2015 Dft (5, 124)
								Bakersfield (AHL)	37	6	12	18	12	-8	
83	Matt Benning	D	6'1"	203	R	5/25/94	St. Albert, AB	Edmonton (NHL)	73	6	15	21	49	5	*Free agent (2016)
-	Filip Berglund	D	6'3"	206	R	5/10/97	Skelleftea, SWE	Skelleftea AIK (SHL)	44	3	10	13	32	12	2016 Dft (3, 91)
								Skelleftea AIK (SHL)	16	0	4	4	10	7	
75	Evan Bouchard	D	6'2.5"	194	R	10/20/99	Oakville, ON	London (OHL)	67	25	62	87	54	23	*2018 Dft (1, 10)
								London (OHL PO)	4	1	4	5	6	-5	
-	Matthew Cairns	D	6'3"	209	L	4/27/98	Mississauga, ON	Cornell (ECAC)	10	1	0	1	0	1	2016 Dft (3, 84)
-	Vincent Desharnais	D	6'6"	215	R	5/29/96	Laval, QC	Providence Coll. (H-East)	38	0	11	11	36	2	2016 Dft (7, 183)
								Providence Coll. (H-East PO)	6	0	1	1	6	2	
5	Kevin Gravel	D	6'4"	211	L	3/6/92	Kingsford, MI	Los Angeles (NHL)	16	0	3	3	2	-3	*Free agent (2018)
								Ontario (AHL)	25	3	8	11	17	-3	
								Los Angeles (NHL PO)	1	0	0	0	0	0	
12	Jakub Jerabek	D	5'11"	199	L	5/12/91	Plzen, CZE	Montreal (NHL)	25	1	3	4	6	-1	*Free agent (2018)
								Laval (AHL)	17	1	10	11	16	10	
								Washington (NHL)	11	1	3	4	0	-1	
								Washington (NHL PO)	2	0	1	1	2	-1	
82	Caleb Jones	D	6'2"	194	L	6/6/97	Arlington, TX	Bakersfield (AHL)	58	2	15	17	43	-25	*2015 Dft (4, 117)
-	Michael Kesselring	D	6'4"	190	R	1/13/00	Manchester, NH	New Hampton (USHS CT)	38	11	23	34	23	n/a	2018 Dft (6, 164)
77	Oscar Klefbom	D	6'3"	216	L	7/20/93	Karlstad, SWE	Edmonton (NHL)	66	5	16	21	18	-12	*2011 Dft (1, 19)
89	William Lagesson	D	6'2"	207	L	2/22/96	Gothenburg, SWE	Djurgardens IF (SHL)	49	1	12	13	30	13	*2014 Dft (4, 91)
								Djurgardens IF (SHL PO)	11	0	1	1	31	0	
6	Adam Larsson	D	6'3"	208	R	11/12/92	Skelleftea, SWE	Edmonton (NHL)	63	4	9	13	34	10	*Trade (2016)
47	Keegan Lowe	D	6'1.5"	191	L	3/29/93	Edmonton, AB	Edmonton (NHL)	2	0	0	0	0	-1	*Free agent (2017)
								Bakersfield (AHL)	52	2	12	14	65	14	
-	Ryan Mantha	D	6'5"	229	R	6/18/96	Clarkston, MI	Bakersfield (AHL)	41	3	7	10	8	0	*Free agent (2016)
-	John Marino	D	6'2"	181	R	5/21/97	Brockton, MA	Harvard (H-East)	33	2	14	16	10	21	2015 Dft (6, 154)
								Harvard (H-East PO)	4	0	3	3	6	6	
-	Markus Niemelainen	D	6'4"	190	L	1/8/98	Kuopio, FIN	HPK (SM-Liiga)	42	1	2	3	24	-12	2016 Dft (3, 63)
								LeKi (FIN Mestis)	1	0	0	0	0	-1	
								HPK (FIN U20)	0	0	0	0	0	-1	
								HPK (FIN U20 PO)	5	0	0	0	2	-1	
25	Darnell Nurse	D	6'4"	221	L	2/4/95	Hamilton, ON	Edmonton (NHL)	82	6	20	26	67	15	2013 Dft (1, 7)
								Canada (WHC)	10	0	1	1	4	-1	
4	Kris Russell	D	5'10"	170	L	5/2/87	Caroline, AB	Edmonton (NHL)	78	4	17	21	8	-7	*Free agent (2016)
-	Joel Persson	D	5'11"	170	R	3/4/94	Kristianstad, SWE	Vaxjo (SHL)	51	6	28	34	8	17	*Free agent (2018)
								Vaxjo (SHL PO)	13	1	4	5	0	6	
78	Dmitri Samorukov	D	6'2.5"	188	L	6/16/99	Volgograd, RUS	Guelph (OHL)	62	11	23	34	29	-10	*2017 Dft (3, 84)
								Guelph (OHL PO)	6	0	2	2	6	-7	
								RUS U20 (WHC)	5	0	1	1	4	-3	
								Bakersfield (AHL)	5	0	2	2	2	2	
2	Andrej Sekera	D	6'0"	200	L	6/8/86	Bojnice, SVK	Edmonton (NHL)	36	0	8	8	6	-15	*Free agent (2015)
								Slovakia (WHC)	7	1	2	3	-3	-3	
20	Ryan Stanton	D	6'2"	205	L	7/20/89	St. Albert, AB	Bakersfield (AHL)	46	2	6	8	44	1	*Free Agent (2017)

#	FORWARDS	POS	HT	WT	S	BORN	HOMETOWN	2017-18 TEAM	GP	G	A	PTS	PIM	+/-	OILERS STATUS
46	Pontus Aberg	LW	5'11"	196	R	9/23/93	Stockholm, SWE	Milwaukee (AHL) Nashville (NHL) Edmonton (NHL)	4 37 16	4 2 2	2 6 6	6 8 8	16 8 2	8 1 1	*Trade (2018)
49	Tyler Benson	LW	5'11"	190	L	3/15/98	Edmonton, AB	Vancouver (WHL) Vancouver (WHL PO) Bakersfield (AHL)	58 7 5	27 3 0	42 8 3	69 11 3	39 10 0	-1 0 -1	*2016 Dft (2, 32)
-	Skyler Brind'amour	C	6'2"	175	L	7/27/99	Raleigh, NC	Chilliwack (BCHL) Chilliwack (BCHL PO) Chilliwack (RBCUp)	52 7 6	10 0 1	14 3 4	24 3 5	34 2 6	- - -	2017 Dft (6, 177)
28	Kyle Brodziak	C	6'2"	205	R	5/25/84	St. Paul, AB	St. Louis (NHL)	81	10	23	33	33	13	*Free agent (2018)
91	Drake Caggiula	RW/LW	5'10"	176	L	6/20/94	Pickering, ON	Edmonton (NHL)	67	13	7	20	37	-13	*Free agent (2016)
15	Mitch Callahan	RW	5'11.5"	205	R	8/17/91	Whittier, CA	Bakersfield (AHL)	45	2	7	9	23	-7	*Free agent (2017)
43	Josh Currie	C	5'10.5"	189	R	10/29/92	Charlottetown, PEI	Bakersfield (AHL)	68	20	26	46	52	-	*Free agent (2018)
29	Leon Draisaitl	C	6'2"	208	L	10/27/95	Cologne, GER	Edmonton (NHL) Germany (WHC)	78 7	25 2	45 7	70 9	30 16	-7 2	*2014 Dft (1, 3)
-	Joey Dudek	C	5'11"	185	R	1/29/96	Derry, NH	Boston College (H-East) Boston College (H-East PO)	36 3	7 1	12 1	19 2	28 2	-4 2	Trade (2018)
45	Joseph Gambardella	C	5'10"	196	L	12/1/93	Staten Island, NY	Bakersfield (AHL)	50	13	6	19	16	-1	*Free agent (2017)
42	Cameron Hebig	C	5'10"	184	R	1/21/97	Saskatoon, SK	Saskatoon (WHL) Regina (WHL) Regina (WHL PO) Regina (MemCup)	40 26 7 5	30 11 6 4	28 21 2 2	58 32 8 6	28 16 8 -1	-3 16 5 -	*Free agent (2017)
44	Zack Kassian	RW	6'3"	211	R	1/24/91	Windsor, ON	Edmonton (NHL)	74	7	12	19	92	-8	*Trade (2015)
16	Jujhar Khaira	C	6'4"	212	L	8/13/94	Surrey, BC	Edmonton (NHL)	69	11	10	21	47	-7	*2012 Dft (3, 63)
64	Colin Larkin	C	6'2"	197	L	11/17/93	Waterford, MI	UMass-Boston (NCAA III) Bakersfield (AHL)	27 16	24 0	22 2	46 2	12 4	- 0	*Free agent (2018)
27	Milan Lucic	LW	6'3"	231	L	6/7/88	Vancouver, BC	Edmonton (NHL)	82	10	24	34	80	-12	*Free agent (2016)
72	Kirill Maksimov	RW	6'2.5"	207	R	6/1/99	Moscow, RUS	Niagara (OHL) Niagara (OHL PO)	62 10	34 4	46 6	80 10	72 16	23 -1	*2017 Dft (5, 146)
24	Brad Malone	C	6'2"	217	L	5/20/89	Miramichi, NB	Edmonton (NHL) Bakersfield (AHL)	7 56	0 13	0 20	0 33	6 49	0 -9	*Free agent (2017)
65	Cooper Marody	C	6'0"	184	R	12/20/96	Brighton, MI	Michigan (Big Ten) Michigan (Big Ten PO) Bakersfield (AHL)	40 10 3	16 6 2	35 9 2	51 15 3	24 8 2	20 0 0	*Trade (2018)
97	Connor McDavid	C	6'1"	193	L	1/13/97	Newmarket, ON	Edmonton (NHL) Canada (WHC)	82 10	41 5	67 12	108 17	26 10	20 6	*2015 Dft (1, 1)
-	Ryan McLeod	C	6'2"	207	L	9/21/99	Mississauga, ON	Mississauga (OHL) Mississauga (OHL PO)	68 6	26 2	44 3	70 5	26 6	-2 -4	2018 Dft (2, 40)
-	Graham McPhee	LW	6'0"	179	L	7/24/98	Bethesda, MD	Boston College (H-East) Boston Coll. (H-East PO)	36 2	12 0	12 3	24 3	47 0	-1 1	2016 Dft (5, 149)
93	Ryan Nugent-Hopkins	C	6'0"	184	L	4/12/93	Burnaby, BC	Edmonton (NHL) Canada (WHC)	62 10	24 5	24 3	48 8	20 2	10 5	*2011 Dft (1, 1)
98	Jesse Puljujarvi	RW	6'4"	201	R	5/7/98	Tornio, FIN	Edmonton (NHL) Bakersfield (AHL)	65 10	12 1	8 4	20 5	14 4	-1 -2	*2016 Dft (1, 4)
-	Aapeli Rasanen	C	6'0"	208	R	6/1/98	Tampere, FIN	Boston College (H-East) Boston College (H-East PO) Finland U20 (WJHC)	32 3 5	4 0 4	12 2 0	16 2 4	45 2 1	7 0 1	2016 Dft (6, 153)
8	Ty Rattie	RW	6'0"	183	R	2/5/93	Airdrie, AB	Edmonton (NHL) Bakersfield (AHL)	14 53	5 21	4 22	9 43	2 24	1 -15	*Free agent (2017)
22	Tobias Rieder	RW	5'11"	186	L	1/10/93	Landshut, GER	Arizona (NHL) Los Angeles (NHL) Los Angeles (NHL PO)	58 20 4	8 0 0	11 2 0	19 6 0	6 -1 -1	-11	*Free agent (2018)
52	Patrick Russell	RW	6'1"	203	R	1/4/93	Bickeroed, DEN	Bakersfield (AHL) Denmark (WHC)	68 7	14 0	13 0	27 0	48 0	-1 0	*Free agent (2016)
59	Ostap Safin	RW	6'5"	204	L	2/11/99	Prague, CZE	Saint John (QMJHL) Czech Republic U20 (WJHC) Bakersfield (AHL)	61 7 9	26 1 1	32 2 0	58 3 1	55 6 2	-29 1 -1	*2017 Dft (4, 115)
-	Patrik Siikanen	LW	6'1"	198	L	4/16/00	Espoo, FIN	Blues U18 (FIN U18) Blues U20 (FIN Jr. A)	2 24	0 10	3 7	3 17	0 4	n/a 6	2018 Dft (7, 195)
-	Anton Slepyshev	RW	6'2"	218	R	5/13/94	Penza, RUS	Edmonton (NHL) Bakersfield (AHL)	50 1	6 0	6 0	12 0	8 2	-4 1	2013 Dft (3, 88)
18	Ryan Strome	C	6'1"	194	R	7/11/93	Mississauga, ON	Edmonton (NHL)	82	13	21	34	80	-4	*Trade (2017)
53	Tyler Vesel	C	5'11"	182	L	4/14/94	Rochester, MN	Nebraska-Omaha (NCHC) Neb-Omaha (NCHC PO) Bakersfield (AHL)	36 15 11	11 10 3	21 7 3	32 17 6	6 2 0	-8 2 1	*2014 Dft (6, 153)
68	Nolan Vesey	LW	5'11.5"	203	L	3/28/95	North Reading, MA	Maine (H-East)	37	11	14	25	16	-2	*Trade (2018)
-	Bogdan Yakimov	C	6'5"	232	L	10/4/94	Nizhnekamsk, RUS	Nizhnekamsk (KHL) Nizhnekamsk (KHL PO)	11 5	3 0	1 0	4 0	2 10	1 0	2013 Dft (3, 83)
56	Kailer Yamamoto	RW	5'8"	153	R	9/29/98	Spokane, WA	Edmonton (NHL) Spokane (WHL) USA U20 (WJHC) Spokane (WHL PO)	9 40 7 7	0 21 2 1	3 43 2 3	3 64 4 4	2 18 -3 6	-2 22 -3 3	*2017 Dft (1, 22)



IN MEMORIAM

ONCE AN OILER, ALWAYS AN OILER

BRIAN ROSS (1964 – 2018)

Brian 'Rosco' Ross joined the Oilers in 1985, helping open the team's first retail stores. Several years later, he moved into the Hockey Operations Department and held various positions with the team – including stepping between the pipes during the occasional practice.

Brian held the role of video coach during the magical 2006 Stanley Cup run and most recently spent his time in the Player Development Department – an employee of the organization for 35 years in total.

Brian passed away on April 30, 2018 at the age of 54, after a two-year battle with cancer. He is survived by his wife Krystal and stepchildren Ethan and Emma.



VACLAV BURDA (1973 – 2018)

Vaclav Burda joined the Oilers in 2016-17, after 13 seasons with the Ottawa Senators, serving as director of European scouting for two seasons.

A native of Prague, Czech Republic, he had a 12-year professional playing career, mostly with Sparta Praha in the Czech Elite League. He won bronze medals with the Czech Republic at the 1998 World Hockey Championship and the 1993 World Junior Hockey Championship.

Vaclav passed away suddenly on Monday, July 16 at the age of 45. He is survived by his wife Karin, daughter Anika and son Adam.



FRANK JAY (1950 – 2018)

Frank Jay worked in a scouting capacity at the NHL level for 35 years, including two seasons with the Oilers, from 2016 through 2018.

Frank worked previously with Montreal, Ottawa, Quebec and New Jersey. Prior to and between NHL duties, he worked with the OHL's Oshawa Generals for 13 years, and was general manager in 1989-90, when the Generals won the OHL Championship and the Memorial Cup. Frank also served as director of scouting for the OHL's Erie Otters from 1996-99. He was inducted into the Oshawa Sports Hall of Fame in 2008.

Frank passed away suddenly on August 14, 2018, at the age of 67. He is survived by his wife Lynn, daughters Jackie and Amanda, and son Brandon, a scout with the Oilers.





EDMONTON OILERS
PLAYER PROFILES

46



ABERG CAREER STATISTICS

SEASON	TEAM	LEAGUE	REGULAR SEASON						PLAYOFFS					
			GP	G	A	PTS	PIM	+/-	GP	G	A	PTS	PIM	+/-
2009-10	Djurgardens IF J20	SWE JR SE	11	0	1	1	4	-	-	-	-	-	-	-
2010-11	Djurgardens IF J20	SWE JR SE	41	13	17	30	16	-	4	2	3	5	2	-
2010-11	Djurgardens IF	SHL	1	0	0	0	0	0	-	-	-	-	-	-
2011-12	Djurgardens IF J20	SWE JR SE	6	4	2	6	0	7	1	1	0	1	0	0
2011-12	Djurgardens IF	SHL	47	8	7	15	6	-3	-	-	-	-	-	-
2011-12	Djurgardens IF	SHL Qualif.	-	-	-	-	-	-	7	1	0	1	0	0
2012-13	Djurgardens IF J20	SWE JR SE	3	1	3	4	2	1	1	0	0	0	0	0
2012-13	Djurgardens IF	SWE Allsv.	52	12	28	40	6	13	-	-	-	-	-	-
2012-13	Djurgardens IF	SWE Qualif.	-	-	-	-	-	-	6	3	1	4	2	-1
2013-14	Farjestad BK	SHL	52	15	16	31	41	2	13	2	2	4	4	-5
2014-15	Milwaukee	AHL	69	16	18	34	28	-7	-	-	-	-	-	-
2015-16	Milwaukee	AHL	74	25	15	40	32	-7	3	0	0	0	0	-1
2015-16	NASHVILLE	NHL	0	0	0	0	0	0	2	0	0	0	0	0
2016-17	Milwaukee	AHL	56	31	21	52	40	-2	-	-	-	-	-	-
2016-17	NASHVILLE	NHL	15	1	1	2	4	-2	16	2	3	5	2	-1
2017-18	Milwaukee	AHL	4	4	2	6	8	8	-	-	-	-	-	-
2017-18	NASHVILLE	NHL	37	2	6	8	8	8	-	-	-	-	-	-
2017-18	EDMONTON	NHL	16	2	6	8	2	1	-	-	-	-	-	-
NHL TOTALS			68	5	13	18	14	7	18	2	3	5	2	-1
NHL TOTALS - EDMONTON			16	2	6	8	2	1	-	-	-	-	-	-
AHL TOTALS			203	76	56	132	116	-15	3	0	0	0	0	-1
SHL TOTALS			100	23	23	46	47	-1	20	3	2	5	4	-5

PONTUS ABERG | LW

SHOOTS: Right **HEIGHT:** 5'11" **WEIGHT:** 196 lbs

DOB: September 23, 1993 **BIRTHPLACE:** Stockholm, SWE **HOMETOWN:** Stockholm, SWE


BECAME AN OILER: Acquired by the Oilers in a trade with Nashville on Feb. 25, 2018

CONTRACT STATUS: Signed through 2018-19

NHL INFO: Nashville's second round selection, 37th overall, in the 2012 NHL Draft

 @PontusAberg

 pontusaberg



2017-18 HIGHLIGHTS

Has completed two NHL seasons, one with Edmonton... The Oilers are his second organization... Appeared in 16 games with the Oilers, posting eight points (2G, 6A)... Had points in four consecutive games played, from Mar. 14-24, posting seven points (2G, 5A), a personal best... Had two multiple-point games as an Oiler in consecutive games, on Mar. 20 @ CAR and on Mar. 22 @ OTT, posting five points (1G, 4A)... Posted first goal as an Oiler and first three point game (1G, 2A) on Mar. 20 at CAR... Made his Oilers debut on Feb. 27 vs. SJS, posting his first point, an assist, as an Oiler... Acquired by the Oilers on Feb. 25 from Nashville in exchange for Mark Letestu... Both of his goals for Nashville were game-winning goals – Dec. 5 @ DAL and Dec. 14 @ EDM.

CAREER HIGHLIGHTS

2016-17: Appeared in his first 15 regular-season NHL games, finishing with one goal and two points... Earned his first NHL point on Nov. 10 vs. STL... Finished tied for third in the AHL with 31 goals... Led the Milwaukee Admirals with 31 goals and 52 points in 56 games. **PLAYOFFS:** Recorded two goals and five points in 16 postseason contests, including the game-winning goal in Game Five of the Western Conference Final at Anaheim. **2015-16:** Made his NHL debut in Game Three of Nashville's Second Round series vs. SJS, and also played in Game Four, a triple-overtime victory in the longest game in franchise history.

MINOR PROFESSIONAL: Led Milwaukee (AHL) and tied for 13th in the AHL, with 25 goals, in 2015-16... Tied for the AHL lead with eight game-winning goals and led the AHL with eight first goals of the game in 2015-16... Made his North American professional debut with Milwaukee (AHL) in 2014-15, ranking among the 25 AHL rookies with 34 points, 16 goals and five power play goals.

EUROPE: Helped Farjestad advance to the 2014 Swedish Hockey League Final, earning a silver medal... Ranked second on Farjestad in goals (13) and points (31) in 2013-14... Tied for 21st in SHL goals (15), power-play points (5g-8a-13pts) and power-play goals in 2013-14... Led all Swedish second division (Allsvenskan) junior players, and ranked 13th among all skaters, in points in 2012-13 (12G, 28A, 40PTS)... A finalist for the 2012 Swedish Elite League (Elitserien) Rookie of the Year with Djurgarden after ranking second among league junior players in goals (8) and points (15), and tying for third in assists (7) in 2011-12. **AMATEUR:** Played for Djurgardens' junior and under-18 teams during their 2011 playoff runs, helping the junior squad to a bronze-medal finish, and the under-18 squad to a spot the league final and a silver medal... Helped Djurgardens advance to the 2010 J18 Allsvenskan final, earning a silver medal and being named best forward of the postseason after posting 11 points (4G, 7A) in five games. **INTERNATIONAL:** Won a bronze medal with Sweden at the 2009 World Under-17 Challenge, posting two goals in six games.

SHOOTOUTS/ PENALTY SHOTS

NAME	2017-18			CAREER		
	G	A	%	G	A	%
Shootouts	0	0	n/a	0	0	n/a
Penalty Shots	0	0	n/a	0	0	n/a

OILER FIRSTS

FIRSTS	DATE	GAME	
First GP:	2/27/18	EDM 2 @ SJS 5	12:56 TOI
First Assist:	2/27/18	EDM 2 @ SJS 5	1A (GM 1)
First Goal:	3/20/18	EDM 7 @ CAR 3	1G, 2A (GM 9)
First Goal details:	vs. Scott Darling @ 1:32 of period 2		

NHL FIRSTS

FIRSTS	DATE	GAME	
First GP:	11/8/16	NSH 3 vs. OTT 1	14:20 TOI
First Assist:	11/10/16	NSH 3 vs. STL 1	1A
First Goal:	11/17/16	NSH 5 @ OTT 1	1G
First Goal details:	vs. Mike Condon @ 17:10 of period 2		

MOSTS

CATEGORIES	MOST	MOST RECENTLY					DETAILS
		DATE	TEA	GF	OPP	GA	
Goals	1 (5X)	3/24/18	EDM	3	vs. LAK	2	
Assists	2 (2X)	3/22/18	EDM	6	@ OTT	2	
Points	3 (1X)	3/20/18	EDM	7	@ CAR	3	1G, 2A
Shots on goal	4 (3X)	3/29/18	EDM	1	@ VAN	2	
Penalty minutes	4 (1X)	10/17/17	NSH	4	vs. COL	1	
Hat tricks	-						
Multi-point games	2	3/22/18	EDM	6	@ OTT	2	2A

STREAKS

LONGEST PERSONAL STREAKS	MOST RECENTLY			DETAILS
	START	TO	END	
Goals	1 (5X)	3/24/18	TO	3/24/18
Assists	3 (1X)	3/14/18	TO	3/22/18
Points	4 (1X)	3/14/18	TO	3/24/18

CAREER HIGHS (ONE SEASON)

CATEGORY	CAREER HIGH	SEASON	CATEGORY	CAREER HIGH	SEASON
Games played	53	2017-18	Game-winning goals	3	2017-18
Goals	4	2017-18	Overtime goals	-	-
Assists	12	2017-18	Shots on net	70	2017-18
Points	16	2017-18	Hits	24	2017-18
Penalty minutes	10	2017-18	Blocked shots	8	2017-18
Plus-minus	+10	2017-18	Takeaways	12	2017-18
Power play goals	1	2017-18	Faceoffs	12	2017-18
Power play points	1	2017-18	Faceoff wins	4	2017-18
Shorthanded goals	-	-			
Shorthanded points	-	-			

74



BEAR CAREER STATISTICS

SEASON	TEAM	LEAGUE	REGULAR SEASON							PLAYOFFS						
			GP	G	A	PTS	PIM	+/-		GP	G	A	PTS	PIM	+/-	
2012-13	Seattle	WHL	1	0	0	0	0	0		-	-	-	-	-	-	
2013-14	Seattle	WHL	58	6	13	19	18	1		9	2	2	4	6	0	
2014-15	CAN U18	HLINKA	5	1	1	2	2	7		Won gold medal						
2014-15	Seattle	WHL	69	13	25	38	23	1		6	1	2	3	0	-8	
2014-15	CAN U18	WU18	7	0	3	3	6	7		Won bronze medal						
2015-16	Seattle	WHL	69	19	46	65	33	14		18	8	14	22	8	11	
2016-17	Seattle	WHL	67	28	42	70	21	34		17	6	20	26	12	11	
2016-17	Seattle	Mem Cup	3	0	0	0	2	-4		Finished fourth overall						
2017-18	EDMONTON	NHL	18	1	3	4	10	-11		-	-	-	-	-	-	
2017-18	Bakersfield	AHL	37	6	12	18	12	-8		-	-	-	-	-	-	
	NHL TOTALS		18	1	3	4	10	-11		-	-	-	-	-	-	
	AHL TOTALS		37	6	12	18	12	-8		-	-	-	-	-	-	

ETHAN BEAR | D

SHOOTS: Right **HEIGHT:** 5'11" **WEIGHT:** 197 lbs

DOB: June 26, 1997 **BIRTHPLACE:** Regina, SK **HOMETOWN:** Ochapowace, SK


BECAME AN OILER: Oilers fifth round selection, 124th overall, in the 2015 NHL Draft

CONTRACT STATUS: Signed through 2019-20

NHL INFO: Oilers fifth round selection, 124th overall, in the 2015 NHL Draft

 @Bear25E

 ebear25



2017-18 HIGHLIGHTS

His first professional season, split between Bakersfield (AHL) and Edmonton (NHL)... Recorded his first goal and first multiple-point game (1G, 1A) on Mar. 25 vs. ANA... Had 20+ minutes in ice-time in six games while with the Oilers... Had a career and season high 21:59 in ice-time on Mar. 13 @ CGY... Had a season-high four shots on net on Mar. 22 vs. OTT... Registered his first NHL point, an assist, on Mar. 8 vs. NYI... Bear became the first Oiler to wear jersey number #74... Made his NHL debut with the Oilers on Mar. 1 vs. NSH... Recalled from Bakersfield (AHL) on Feb. 27... Finished as Bakersfield's top scoring defenceman in his rookie professional season, posting 18 points (6G, 12A) in 37 games.

CAREER HIGHLIGHTS

AMATEUR: Played four full seasons with the WHL's Seattle Thunderbirds, from 2013-17, helping Seattle win the 2017 WHL Championship and qualify for the Memorial Cup tournament... Awarded the Bill Hunter Trophy as WHL Defenceman of the Year in 2016-17, ranking third among WHL defencemen with 70 points (28G, 42A)... Seattle's second round selection, 25th overall in the 2012 WHL Bantam Draft... Played for the Yorkton Midget AAA Harvest in 2012-13, earning first all-star team honours in the Saskatchewan Midget Hockey League. **INTERNATIONAL:** Played for Canada's National Under-18 program twice, winning gold at the 2014 Hlinka Memorial, now called the Hlinka Gretzky Cup, and a bronze medal at the 2015 World U18 Men's Championship... **NOTES:** A First Nations athlete and a member of the Cree Nation... Was honoured and acknowledged for his hockey success at the Assembly of First Nations' annual general meeting in July, 2017... Started an annual hockey school, the Ethan Bear Hockey Skills Camp, in his hometown of Ochapowace in July, 2017.

SHOOTOUTS/ PENALTY SHOTS

NAME	2017-18			CAREER		
	G	A	%	G	A	%
Shootouts	0	0	n/a	0	0	n/a
Penalty Shots	0	0	n/a	0	0	n/a

OILER FIRSTS

FIRSTS	DATE	GAME	
First GP:	3/1/18	EDM 2 vs. NSH 4	14:42 TOI
First Assist:	3/8/18	EDM 2 vs. NYI 1	(SO) 1A, GM4
First Goal:	3/25/18	EDM 4 vs. ANA 5	(OT)
First Goal details:	vs. John Gibson @ 12:42 of period 3		

NHL FIRSTS

FIRSTS	DATE	GAME	
First GP:	3/1/18	EDM 2 vs. NSH 4	14:42 TOI
First Assist:	3/8/18	EDM 2 vs. NYI 1	(SO) 1A, GM4
First Goal:	3/25/18	EDM 4 vs. ANA 5	(OT)
First Goal details:	vs. John Gibson @ 12:42 of period 3		

MOSTS

CATEGORIES	MOST	MOST RECENTLY					DETAILS
		DATE	TEA	GF	OPP	GA	
Goals	1 (1X)	3/25/18	EDM	4	vs. ANA	5	(OT)/ 1G, 1A
Assists	1 (3X)	3/25/18	EDM	4	vs. ANA	5	(OT)/ 1G, 1A
Points	2 (1X)	3/25/18	EDM	4	vs. ANA	5	(OT)/ 1G, 1A
Shots on goal	4	3/22/18	EDM	6	@ OTT	2	
Penalty minutes	2 (5X)	3/24/18	EDM	3	vs. LAK	2	
Hat tricks	0						
Multi-point games	1	3/25/18	EDM	4	vs. ANA	5	(OT)/ 1G, 1A

STREAKS

LONGEST PERSONAL STREAKS	MOST RECENTLY			DETAILS
	START	TO	END	
Goals	1 (1X)	3/25/18	TO	3/25/18
Assists	2 (1X)	3/8/18	TO	3/10/18
Points	2 (1X)	3/8/18	TO	3/10/18

CAREER HIGHS (ONE SEASON)

CATEGORY	CAREER HIGH	SEASON	CATEGORY	CAREER HIGH	SEASON
Games played	18	2017-18	Game-winning goals	-	-
Goals	1	2017-18	Overtime goals	-	-
Assists	3	2017-18	Shots on net	20	2017-18
Points	4	2017-18	Hits	14	2017-18
Penalty minutes	10	2017-18	Blocked shots	28	2017-18
Plus-minus	-11	2017-18	Takeaways	5	2017-18
Power play goals	1	2017-18	Faceoffs	-	-
Power play points	2	2017-18	Faceoff wins	-	-
Shorthanded goals	-	-			
Shorthanded points	-	-			



83

BENNING CAREER STATISTICS

SEASON	TEAM	LEAGUE	GP	REGULAR SEASON					+/-	PLAYOFFS					
				G	A	PTS	PIM			GP	G	A	PTS	PIM	+/-
2010-11	Spruce Grove	AJHL	43	0	7	7	65		n/a	13	0	1	1	20	n/a
2010-11	Spruce Grove	Doyle Cup	7	0	1	1	10		n/a						
2011-12	Spruce Grove	AJHL	44	4	14	18	87		n/a	11	2	1	3	16	n/a
2012-13	Dubuque	USHL	57	10	16	26	73	25		11	1	1	2	6	3
2013-14	Northeastern	H-EAST	33	3	10	13	28	2		-	-	-	-	-	-
2014-15	Northeastern	H-EAST	36	0	24	24	36	6		-	-	-	-	-	-
2015-16	Northeastern	H-EAST	41	6	13	19	37	0		-	-	-	-	-	-
2016-17	EDMONTON	NHL	62	3	12	15	29	8		12	0	3	3	12	3
2016-17	Bakersfield	AHL	2	1	1	2	0	2		-	-	-	-	-	-
2017-18	EDMONTON	NHL	73	6	15	21	49	5		-	-	-	-	-	-
	NHL TOTALS		135	9	27	36	78	13		12	0	3	3	12	3
	AHL TOTALS		2	1	1	2	0	2		-	-	-	-	-	-

MATT BENNING | D

SHOOTS: Right **HEIGHT:** 6'1" **WEIGHT:** 203 lbs

DOB: May 25, 1994 **BIRTHPLACE:** Edmonton, AB **HOMETOWN:** St. Albert, AB

BECAME AN OILER: Signed as an unsigned drafted free agent by the Oilers on Aug. 27, 2016

CONTRACT STATUS: Signed through 2019-20

NHL INFO: Boston Bruins' sixth round selection, 175th overall, in the 2012 NHL Draft

 @mbennzzz

 matbenzzzz

83

2017-18 HIGHLIGHTS

His second NHL season, both with Edmonton... Set career highs with 21 points, six goals, 15 assists and 73 games played ... Ranked fourth on the team with 149 hits, with a season-high eight hits on Mar. 3 vs. NYR... Ranked third among Oilers defencemen with 111 shots on net... Reached 20+ minutes in ice-time in 11 games... Had points in three consecutive games (3A) from Mar. 1-5, setting a new personal record... Played his 100th career NHL game on Jan. 6 @ DAL ... Had two multiple-point games, on Nov. 28 vs. ARI (1G, 1A) and on Dec. 12 @ CBJ (1G, 1A)... Had a season-high 22:44 in ice-time on Nov. 24 @ BUF... Tied a team-high individual plus-minus rating with a +4 on Nov. 22 @ DET... Had a season-high and career-high six shots on net on Oct. 27 vs. WSH... Signed a two-year contract extension on June 19, 2018.

CAREER HIGHLIGHTS

2016-17: Appeared in 62 games during his rookie NHL season, posting 15 points, three goals, 12 assists and 29 penalty minutes... Led Oilers rookies with 12 assists... Ranked sixth on the team with 111 hits... Had a career high four shots on net on three occasions (Nov. 13 vs. NYR, Nov. 27 vs. ARI, Dec. 3 vs. ANA)... Registered the first two points (2A) of his NHL career on Nov. 5 @ NYI... Played his first career NHL game on Nov. 1 at Toronto... Opened the season with Bakersfield (AHL), posting two points (1G, 1A)... Appeared in two games with the AHL's Bakersfield Condors, before being promoted to Edmonton, posting two points (1G, 1A), and was named First Star in his second game, prior to joining the Oilers. **2015-16:** Unsigned by the Boston Bruins following the 2015-16 season, making him a free agent. **PLAYOFFS:** Played in his first NHL playoffs... Led the team with 48 hits, averaging four hits a game, which ranked fourth in the NHL through the conference semi-finals with players with ten games played or more ... Had a season high 27:41 of ice time on May 5 @ ANA. **MINOR PROFESSIONAL:** Appeared in two games with Bakersfield (AHL) at the very beginning of the season, posting two points (1G, 1A), before being promoted to Edmonton for the balance of the season. **AMATEUR:** Played three seasons with the Northeastern University Huskies (2013-16), serving as alternate captain in 2015-16... Captured the Hockey East Championship with Northeastern in 2015-16... Won the Clark Cup as USHL Champions with the Dubuque Fighting Saints in 2012-13... Helped the AJHL's Spruce Grove Saints capture the AJHL Championship in 2010-11 ... Selected by the Dubuque Fighting Saints in the sixth round, 86th overall, in the 2012 USHL Entry Draft... Kootenay's second round selection, 35th overall, in the 2009 WHL Bantam Draft. **NOTES:** The son of former NHLer and Oiler Brian Benning... Grandfather Elmer has been an NHL scout with Montreal for almost 50 years... His uncle Jim is the General Manager of the NHL's Vancouver Canucks.

SHOOTOUTS/ PENALTY SHOTS

NAME	2017-18			CAREER		
	G	A	%	G	A	%
Shootouts	0	0	n/a	0	0	n/a
Penalty Shots	0	0	n/a	0	0	n/a

OILER FIRSTS

FIRSTS	DATE	GAME	
First GP:	11/1/16	EDM 2 @ TOR 3	(OT)/ 13:51 TOI
First Assist:	11/5/16	EDM 4 @ NYI 3	(SO)/ 2A, GM3
First Goal:	1/7/17	EDM 2 @ NJD 1	(OT)/ GTG, GM29
First Goal details:	vs. Cory Schneider @ 3:33 of period 3		

NHL FIRSTS

FIRSTS	DATE	GAME	
First GP:	11/1/16	EDM 2 @ TOR 3	(OT)/ 13:51 TOI
First Assist:	11/5/16	EDM 4 @ NYI 3	(SO)/ 2A, GM3
First Goal:	1/7/17	EDM 2 @ NJD 1	(OT)/ GTG, GM29
First Goal details:	vs. Cory Schneider @ 3:33 of period 3		

MOSTS

CATEGORIES	MOST	DATE	TEA	GF	OPP	GA	DETAILS
Goals	1 (9X)	4/5/18	EDM	4	vs. VGG	3	1G
Assists	1 (27X)	3/27/18	EDM	7	vs. CBJ	3	1A
Points	2 (3X)	12/12/17	EDM	7	@ CBJ	2	1G, 1A
Shots on goal	6 (1X)	10/28/17	EDM	2	vs. WSH	5	
Penalty minutes	12 (1X)	11/18/17	EDM	3	@ DAL	6	
Hat tricks	0						
Multi-point games	3	12/12/17	EDM	7	@ CBJ	2	1G, 1A

STREAKS

LONGEST PERSONAL STREAKS	MOST RECENTLY	START	TO	END	DETAILS
Goals	1 (9X)	4/5/18	TO	4/5/18	1G
Assists	3 (1X)	3/1/18	TO	3/5/18	3A
Points	3 (1X)	3/1/18	TO	3/5/18	3A

CAREER HIGHS (ONE SEASON)

CATEGORY	CAREER HIGH	SEASON	CATEGORY	CAREER HIGH	SEASON
Games played	73	2017-18	Game-winning goals	2	2017-18
Goals	6	2017-18	Overtime goals	-	-
Assists	15	2017-18	Shots on net	111	2017-18
Points	21	2017-18	Hits	149	2017-18
Penalty minutes	49	2017-18	Blocked shots	82	2017-18
Plus-minus	+8	2016-17	Takeaways	18	2017-18
Power play goals	1	2016-17	Faceoffs	-	-
Power play points	3	2016-17	Faceoff wins	-	-
Shorthanded goals	-	2016-17			
Shorthanded points	1	2017-18			

28



BRODZIAK CAREER STATISTICS

SEASON	TEAM	LEAGUE	REGULAR SEASON							PLAYOFFS					
			GP	G	A	PTS	PIM	+/-		GP	G	A	PTS	PIM	+/-
1999-00	Moose Jaw	WHL	2	0	0	0	0	-1		-	-	-	-	-	-
2000-01	Moose Jaw	WHL	57	2	8	10	49	-6		3	0	0	0	0	-1
2001-02	Moose Jaw	WHL	72	8	12	20	56	-9		12	0	3	3	11	3
2002-03	Moose Jaw	WHL	72	32	30	62	84	4		13	5	3	8	16	2
2003-04	Moose Jaw	WHL	70	39	54	93	58	30		10	5	4	9	10	5
2004-05	Edmonton	AHL	56	6	26	32	49	1		-	-	-	-	-	-
2005-06	Edmonton	NHL	10	0	0	0	4	-4		-	-	-	-	-	-
2005-06	Iowa	AHL	55	12	19	31	41	7		7	1	3	4	2	-1
2006-07	Edmonton	NHL	6	1	0	1	2	0		-	-	-	-	-	-
2006-07	Wilkes-Barre/Scranton	AHL	62	24	32	56	44	12		11	1	5	6	14	-5
2007-08	Edmonton	NHL	80	14	17	31	33	-6		-	-	-	-	-	-
2008-09	Edmonton	NHL	79	11	16	27	21	4		-	-	-	-	-	-
2009-10	MINNESOTA	NHL	82	9	23	32	22	-3		-	-	-	-	-	-
2010-11	MINNESOTA	NHL	80	16	21	37	56	-4		-	-	-	-	-	-
2011-12	MINNESOTA	NHL	82	22	22	44	66	-15		-	-	-	-	-	-
2012-13	MINNESOTA	NHL	48	8	4	12	20	-18		5	0	2	2	4	0
2013-14	MINNESOTA	NHL	81	8	16	24	61	0		12	3	3	3	2	-2
2014-15	MINNESOTA	NHL	73	9	11	20	47	-6		10	0	0	0	2	-3
2015-16	ST. LOUIS	NHL	76	7	4	11	37	-1		20	2	0	2	6	-2
2016-17	ST. LOUIS	NHL	69	8	7	15	27	2		10	0	2	2	2	-3
2017-18	ST. LOUIS	NHL	81	10	23	33	33	13		-	-	-	-	-	-
NHL TOTALS			847	123	164	287	429	-38		57	5	7	12	16	-10
NHL TOTALS - EDMONTON			175	26	33	59	60	-6		-	-	-	-	-	-
AHL TOTALS			173	42	77	119	134	20		18	2	8	10	16	-6

KYLE BRODZIAK | C


SHOOTS: Right **HEIGHT:** 6'2" **WEIGHT:** 205 lbs

DOB: May 25, 1984 **BIRTHPLACE:** St. Paul, AB **HOMETOWN:** St. Paul, AB

BECAME AN OILER: Signed by the Oilers as a free agent on Jul. 1, 2018

CONTRACT STATUS: Signed through 2018-19

NHL INFO: Edmonton's seventh round selection, 214th overall, in the 2003 NHL Draft



2017-18 HIGHLIGHTS

His 11th NHL season, and his third with St. Louis... This marks his second stint with the Oilers, his third organization overall... Tied a career-high with 23 assists (2009-10)... Also set a career-high with a +13 plus-minus rating and 83 hits... Appeared in his 800th career NHL game on Dec. 17 @ WPG... Scored the game-winning goal on Nov. 25 vs. MIN and on Dec. 23 @ VAN... Had seven multi-point games... Had three shorthanded points, including a shorthanded goal on Nov. 25 vs. MIN... Played a season-high 20:04 TOI on Mar. 24 @ CBJ, recording one assist and two shots on goal.

CAREER HIGHLIGHTS

2016-17: Scored his 100th career NHL goal on Nov. 21 vs. DET.

2015-16: Signed with St. Louis as a free agent on July 2...

2014-15: Blocked a career high 63 shots in his sixth season with Minnesota. **2013-14:** Over seven seasons, from 2007 through 2014, he missed a total of six games. **2011-12:** Posted a career-high 44 points and 22 goals. **2009-10:** Acquired by Minnesota along with a sixth round draft pick (Darcy Kuemper) from Edmonton in exchange for a fourth round draft pick (Kyle Bigos) and fifth round draft pick (Olivier Roy). **2008-09:** Scored his first career overtime game-winning goal on Dec. 6 @ SJS. **2007-08:** His first full NHL season, appearing in 80 games, posting 31 points (14G, 17A) and three game-winning goals.

2006-07: Appeared in six games for Edmonton, posting his first career NHL point, an assist, on Oct. 6 vs. PHI (5-3 W). **2005-06:** Made his NHL debut with Edmonton on Oct. 15 @ CGY (0-3 L). **MINOR PROFESSIONAL:** Played parts of three seasons in the AHL, with the Edmonton Road Runners (2004-05), Iowa (2005-06) and Wilkes-Barre/Scranton (2006-07). **AMATEUR:** Signed a three-year entry level contract with Edmonton on Jun. 14, 2004... Played four seasons with the WHL's Moose Jaw Warriors from 2000-04.... Named to the CHL Second All-Star Team and the WHL East First All-Star Team in 2003-04... Was Moose Jaw's first round selection, 14th overall, in the 1999 WHL Bantam Draft.

SHOOTOUTS/ PENALTY SHOTS

NAME	2017-18			CAREER		
	G	A	%	G	A	%
Shootouts	0	0	n/a	1	3	33.3
Penalty Shots	0	0	n/a	0	1	0.0

OILER FIRSTS

FIRSTS	DATE	GAME	
First GP:	10/15/05	EDM 0 @ CGY 3	13:12 TOI
First Assist:	10/6/07	EDM 5 vs. PHI 3	2A, GM18
First Goal:	3/17/07	EDM 3 vs. STL 2	(OT)/ 1G, GM16
First Goal details:	vs. Curtis Sanford @ 18:20 of period 1		

NHL FIRSTS

FIRSTS	DATE	GAME	
First GP:	10/15/05	EDM 0 @ CGY 3	13:12 TOI
First Assist:	10/6/07	EDM 5 vs. PHI 3	2A, GM18
First Goal:	3/17/07	EDM 3 vs. STL 2	(OT)/ 1G, GM16
First Goal details:	vs. Curtis Sanford @ 18:20 of period 1		

MOSTS

CATEGORIES	MOST	MOST RECENTLY					DETAILS
		DATE	TEA	GF	OPP	GA	
Goals	2 (14X)	11/29/17	STL	2	vs. ANA	3	2G
Assists	3 (1X)	1/19/11	MIN	6	@ CGY	0	3A
Points	3 (4X)	3/17/12	MIN	3	vs. CAR	5	1G, 2A
Shots on goal	8 (1X)	1/31/12	MIN	4	vs. NSH	5	
Penalty minutes	17	3/17/12	MIN	3	vs. CAR	5	
Hat tricks	0						
Multi-point games	50	4/6/18	STL	3	@ CHI	4	2A


STREAKS

LONGEST PERSONAL STREAKS	MOST RECENTLY				DETAILS
	START	TO	END		
Goals	3 (3X)	11/25/17	TO	11/29/17	3G
Assists	4 (3X)	3/17/12	TO	3/24/12	2G, 5A
Points	6 (1X)	1/19/12	TO	2/4/12	3G, 4A

CAREER HIGHS (ONE SEASON)

CATEGORY	CAREER HIGH	SEASON	CATEGORY	CAREER HIGH	SEASON
Games played	82	2X (2011-12)	Game-winning goals	4	2015-16
Goals	22	2011-12	Overtime goals	1	2X (2009-10)
Assists	23	2X (2017-18)	Shots on net	160	2011-12
Points	44	2011-12	Hits	83	2017-18
Penalty minutes	66	2011-12	Blocked shots	63	2014-15
Plus-minus	+13	2017-18	Takeaways	70	2011-12
Power play goals	5	2011-12	Faceoffs	1429	2011-12
Power play points	11	2011-12	Faceoff wins	707	2011-12
Shorthanded goals	3	2015-16			
Shorthanded points	4	2010-11			

91



BENNING CAREER STATISTICS

SEASON	TEAM	LEAGUE	GP	REGULAR SEASON					+/-	PLAYOFFS					
				G	A	PTS	PIM			GP	G	A	PTS	PIM	+/-
2010-11	Stouffville	OJHL	48	22	23	45	35		n/a	8	2	6	8	4	n/a
2011-12	Stouffville	OJHL	25	10	24	34	36		n/a	-	-	-	-	-	-
2011-12	Stouffville	D.H. Cup	4	2	3	5	26		n/a	-	-	-	-	-	-
2011-12	CAN EAST	WJAC	4	0	1	1	2		n/a	Won silver medal					
2011-12	DesMoines	USHL	4	1	1	2	8		n/a	-	-	-	-	-	-
2012-13	North Dakota	NCHC	39	8	9	16	31		10	-	-	-	-	-	-
2013-14	North Dakota	NCHC	42	11	13	24	52		0	-	-	-	-	-	-
2014-15	North Dakota	NCHC	42	18	18	36	30		11	-	-	-	-	-	-
2015-16	North Dakota	NCHC	39	25	26	51	60		46	-	-	-	-	-	-
2016-17	EDMONTON	NHL	60	7	11	18	16		3	13	3	0	3	25	0
2017-18	EDMONTON	NHL	67	13	7	20	37		-13	-	-	-	-	-	-
	NHL TOTALS		127	20	18	38	53		-10	13	3	0	3	25	0

DRAKE CAGGIULA | LW/RW

SHOOTS: Left **HEIGHT:** 5'10" **WEIGHT:** 176 lbs

DOB: June 20, 1994 **BIRTHPLACE:** Pickering, ON **HOMETOWN:** Pickering, ON

BECAME AN OILER: Signed as an undrafted college free agent by the Oilers on May 7, 2016

CONTRACT STATUS: Signed through 2019-20

NHL INFO: Signed as an undrafted college free agent by the Oilers on May 7, 2016

@drakecaggiula dcaggiula94



2017-18 HIGHLIGHTS

His second NHL season, both with Edmonton... Set career highs with 13 goals, 20 points and 67 games played... Ranked fifth on the team and second among forwards with 147 hits... Had four multiple-point games, on Mar. 22 @ OTT (2A), Jan. 13 @ VEG (1G, 1A), Nov. 18 @ DAL (2G), Nov. 3 vs. NJD (1G, 1A)... Scored the game-winning goal on Dec. 21 in a 3-2 win vs. STL... Appeared in his 100th career NHL game on Feb. 7 at LAK... Reached a season high 18:48 in ice-time on Nov. 1 vs. PIT... Had a season-high five hits on Nov. 1 vs. PIT... After wearing #36 in his rookie season, he changed to #91 for the 2017-18 season, becoming the third Oiler all-time to wear this number and first since Magnus Paajarvi in 2012-13... Signed a two-year extension with the Oilers on Jun. 14, 2018.

CAREER HIGHLIGHTS

2016-17: Led Oilers rookies in points (18) and goals (7)... Had three two-point games in his rookie season... Had the fourth most hits (97) among Oilers forwards... Had game-winning goals on Mar. 23 @ COL and in the final game of the season vs. VAN on Apr. 9... Had a season-high seven shots on net on Dec. 31, vs. VAN, scoring one goal... Had a season high 17:42 in ice time on Dec. 6 vs. BUF... Played in his first NHL game, registering his first NHL point/ assist on Nov. 19 @ DAL... Missed the first 18 games of the season due to injury... Scored goals in three of his final four playoff games. **AMATEUR:** Led North Dakota to the 2016 NCAA Frozen Four title as an assistant captain... Named 2016 Frozen Four Most Outstanding Player... Named to the All NCHC Second Team... Earned NCAA West Region All Tournament Team Honours... Helped the Stouffville Spirit capture the 2012 OJHL Championship, leading the league in scoring with 37 points (17G, 20A) in 23 games. **INTERNATIONAL:** Helped Canada East finish second at the 2012 World Junior A Challenge in Langley, B.C.... Appeared in four games, posting one assist and two penalty minutes. **NOTES:** Faced current Oiler teammates Jujhar Khaira in the final at the 2012 World Junior A Challenge.

SHOOTOUTS/ PENALTY SHOTS

NAME	2017-18			CAREER		
	G	A	%	G	A	%
Shootouts	0	0	n/a	0	0	n/a
Penalty Shots	0	0	n/a	0	0	n/a

OILER FIRSTS

FIRSTS	DATE	GAME	
First GP:	11/19/16	EDM 5 @ DAL 2	12:49 TOI
First Assist:	11/19/16	EDM 5 @ FLA 2	1A, GM1
First Goal:	12/3/16	EDM 3 @ ANA 2	(OT)/ 1G, GM8
First Goal details:	vs. John Gibson @ 5:17 of period 2		

NHL FIRSTS

FIRSTS	DATE	GAME	
First GP:	11/19/16	EDM 5 @ DAL 2	12:49 TOI
First Assist:	11/19/16	EDM 5 @ FLA 2	1A, GM1
First Goal:	12/3/16	EDM 3 @ ANA 2	(OT)/ 1G, GM8
First Goal details:	vs. John Gibson @ 5:17 of period 2		

MOSTS MOST RECENTLY

CATEGORIES	MOST	DATE	TEA	GF	OPP	GA	DETAILS
Goals	2 (2X)	3/22/18	EDM	6 @	OTT	2	2G
Assists	2 (1X)	12/6/16	EDM	3 @	BUF	4	(OT)
Points	2 (3X)	3/25/17	EDM	4 vs.	COL	1	1G, 1A
Shots on goal	7 (1X)	12/31/16	EDM	2 vs.	VAN	3	(SO)
Penalty minutes	7 (1X)	3/31/18	EDM	3 @	CGY	2	
Hat tricks	0						
Multi-point games	7	3/22/18	EDM	6 @	OTT	2	2G

STREAKS MOST RECENTLY

LONGEST PERSONAL STREAKS	START	TO	END	DETAILS
Goals	2 (2X)	3/20/18	TO	3/22/18 3G
Assists	2 (3X)	3/23/17	TO	3/25/17 2A
Points	2 (6X)	11/21/17	TO	11/22/17 1G, 1A

CAREER HIGHS (ONE SEASON)

CATEGORY	CAREER HIGH	SEASON	CATEGORY	CAREER HIGH	SEASON
Games played	67	2017-18	Game-winning goals	2	2016-17
Goals	13	2017-18	Overtime goals	-	-
Assists	11	2016-17	Shots on net	104	2017-18
Points	20	2017-18	Hits	147	2017-18
Penalty minutes	37	2017-18	Blocked shots	33	2017-18
Plus-minus	+3	2016-17	Takeaways	27	2017-18
Power play goals	3	2017-18	Faceoffs	284	2016-17
Power play points	5	2016-17	Faceoff wins	117	2016-17
Shorthanded goals	1	2017-18			
Shorthanded points	1	2016-17, 17-18			

29



DRAISAITL CAREER STATISTICS

SEASON	TEAM	LEAGUE	REGULAR SEASON						PLAYOFFS					
			GP	G	A	PTS	PIM	+/-	GP	G	A	PTS	PIM	+/-
2011-12	Germany U18	WU18	6	2	5	7	2	0	Finished sixth overall					
2012-13	Prince Albert	WHL	64	21	37	58	22	22	4	0	4	4	0	-4
2012-13	Germany U18	WU18	5	1	6	7	4	2	Finished ninth overall					
2012-13	Germany U20	WJC	6	2	4	6	2	-9	Finished eighth overall					
2013-14	Prince Albert	WHL	64	38	67	105	24	7	5	1	4	5	4	2
2013-14	Germany U20	WJC	6	2	4	6	52	-1	Finished ninth overall					
2013-14	Germany	WHC	7	1	3	4	0	-3	Finished 14th overall					
2014-15	EDMONTON	NHL	37	2	7	9	4	-17	-	-	-	-	-	-
2014-15	Kelowna	WHL	32	19	34	53	25	14	19	10	18	28	12	17
2014-15	Kelowna	Mem Cup	5	4	3	7	12	-1	Finished second overall					
2015-16	EDMONTON	NHL	72	19	32	51	20	-2	-	-	-	-	-	-
2015-16	Bakersfield	AHL	6	1	1	2	4	-5	-	-	-	-	-	-
2015-16	Germany	WHC	8	1	3	4	4	-2	Finished seventh overall					
2016-17	Team Europe	WCH	6	2	0	2	0	2	Finished second overall					
2016-17	Germany	OGQ	3	2	3	5	0	2	Finished first overall					
2016-17	EDMONTON	NHL	82	29	48	77	20	7	13	6	10	16	19	8
2016-17	Germany	WHC	3	0	2	2	2	0	Finished eighth overall					
2017-18	EDMONTON	NHL	78	25	45	70	30	-7	-	-	-	-	-	-
2017-18	Germany	WHC	7	2	7	9	16	2	Finished 11th overall					
NHL TOTALS			269	75	132	207	74	-19	13	6	10	16	19	8
AHL TOTALS			6	1	1	2	4	-5	-	-	-	-	-	-

LEON DRAISAITL | C

SHOOTS: Left **HEIGHT:** 6'2" **WEIGHT:** 208 lbs

DOB: October 27, 1995 **BIRTHPLACE:** Cologne, GER **HOMETOWN:** Cologne, GER


BECAME AN OILER: Edmonton's first round selection, third overall, in the 2014 NHL Draft

CONTRACT STATUS: Signed through 2024-25

NHL INFO: Edmonton's first round selection, third overall, in the 2014 NHL Draft

 @Drat_29

 Drat_29



2017-18 HIGHLIGHTS

His fourth NHL season, all with Edmonton... Led the Oilers with 672 faceoff wins, and a 56.1 winning percentage, a career-high... Had 18 multiple-point games, including one four-point night, a career high, on Mar. 20 at CAR... Also posted four three-point nights, along with 13 two-point games... Ranked second on the team and ninth in the NHL, with 78 takeaways... Posted his 200th point during a four-point game on Mar. 20 at CAR... Tied a team best plus-minus rating of +4 vs. CAR on Mar. 20... Posted his 100th career NHL assist on Dec. 9 @ MTL, in his 216th NHL game... Reached a season-high 25:33 in ice-time on Jan. 25 @ CGY... Had a season-high five shots on net in eight games... Scored his fourth career overtime game-winning goal on Nov. 9 @ NJD... Played in his 200th career NHL game on Nov. 5 vs. DET... Returned to Oilers lineup on Oct. 24 @ PIT, after missing four games due to an upper body injury he sustained on Oct. 9 vs. WPG.

CAREER HIGHLIGHTS

2016-17: Signed an eight-year contract extension on Aug. 16, 2017... Posted career highs with 77 points, including 29 goals and 48 assists, and 20 penalty minutes... Ranked second in team scoring, and eighth in NHL scoring... Had 18 multiple point games... Had an 11-game scoring streak from Mar. 14-Apr. 4 (5G, 14A, 19PTS)... Led the team with three overtime goals. **PLAYOFFS:** Led the Oilers in playoff scoring, with 16 points (6G, 10A), ranking third in the NHL after the conference semi-finals... On May 7 vs. ANA, he became the first Oiler to post a five-point game (3G, 2A) in the playoffs since Jari Kurri on May 18, 1990 in BOS... With a hat trick on May 7 vs. ANA, he posted the first Oiler hat trick since Bill Guerin (Apr. 18, 2000)... Set a new record for most points in a season by an NHL player from Germany, surpassing the previous record of 59 points, set by Marco Sturm in 2005-06. **AMATEUR:** Played three seasons in the WHL, two seasons with Prince Albert and one with Kelowna... Won the 2015 WHL Championship with Kelowna, reaching the Memorial Cup final game, losing to Oshawa in OT... Named Most Valuable Player at the 2015 Memorial Cup... Prince Albert's first round selection, second overall, in the 2012 CHL Import Draft. **INTERNATIONAL:** Played for Germany at four World Championships (2014, 2016, 2017, 2018)... The youngest player on Team Europe at the 2016 World Cup of Hockey, reaching the final... Represented Germany at the World Junior Hockey Championships twice (2013, 2014)... An alternate captain with Germany at the 2014 World Junior Hockey Championship in Malmo, Sweden... Represented Germany at the U-18 World Junior Hockey Championship twice (2012, 2013) and the 2012 U-17 World Junior Hockey Championship. **NOTES:** Father Peter coaches the Cologne Sharks of the Deutsche Eishockey Liga (DEL)... He played hockey professionally and represented Germany at the 1988, 1992 and 1998 Winter Olympics.

SHOOTOUTS/ PENALTY SHOTS

NAME	2017-18			CAREER		
	G	A	%	G	A	%
Shootouts	2	5	40.0	6	12	50.0
Penalty Shots	1	1	100.0	1	1	100.0

OILER FIRSTS

FIRSTS	DATE	GAME			
First GP:	10/9/14	EDM 2 vs. CGY 5			14:47 TOI
First Assist:	10/15/14	EDM 4 @ ARI 7			1A, GM4
First Goal:	10/24/14	EDM 6 vs. CAR 3			1G, GM8
First Goal details:	vs. Anton Khudobin @ 12:55 of period 3				

NHL FIRSTS

FIRSTS	DATE	GAME			
First GP:	10/9/14	EDM 2 vs. CGY 5			14:47 TOI
First Assist:	10/15/14	EDM 4 @ ARI 7			1A, GM4
First Goal:	10/24/14	EDM 6 vs. CAR 3			1G, GM8
First Goal details:	vs. Anton Khudobin @ 12:55 of period 3				

MOSTS

CATEGORIES	MOST	DATE	TEA	GF	OPP	GA	DETAILS
Goals	2 (5X)	1/25/17	EDM	4	@ ANA	0	2G
Assists	4 (1X)	11/12/15	EDM	7	vs. NYR	5	4A
Points	4 (2X)	3/20/18	EDM	7	@ CAR	3	1G, 3A
Shots on goal	8 (1X)	12/1/16	EDM	2	vs. NJD	2	(OT)
Penalty minutes	6 (1X)	11/18/17	EDM	3	@ DAL	6	
Hat tricks	0						
Multi-point games	49	3/20/18	EDM	7	@ CAR	3	1G, 3A

STREAKS

LONGEST PERSONAL STREAKS	MOST RECENTLY				DETAILS
	START	TO	END		
Goals	3 (6X)	2/22/18	TO	2/25/18	3G
Assists	6 (1X)	3/14/17	TO	3/23/17	10A
Points	11 (1X)	3/14/17	TO	4/4/17	5G, 14A

CAREER HIGHS (ONE SEASON)

CATEGORY	CAREER HIGH	SEASON	CATEGORY	CAREER HIGH	SEASON
Games played	82	2016-17	Game-winning goals	5	2016-17
Goals	29	2016-17	Overtime goals	3	2016-17
Assists	48	2016-17	Shots on net	194	2017-18
Points	77	2016-17	Hits	41	2016-17
Penalty minutes	30	2017-18	Blocked shots	36	2016-17
Plus-minus	+7	2016-17	Takeaways	78	2017-18
Power play goals	10	2016-17	Faceoffs	1,198	2017-18
Power play points	27	2016-17	Faceoff wins	672	2017-18
Shorthanded goals	3	2017-18			
Shorthanded points	4	2017-18			

5



GRAVEL CAREER STATISTICS

SEASON	TEAM	LEAGUE	REGULAR SEASON						PLAYOFFS					
			GP	G	A	PTS	PIM	+/-	GP	G	A	PTS	PIM	+/-
2008-09	Marquette	NAHL	58	3	11	14	29	2	-	-	-	-	-	-
2009-10	USA U18	HLINKA	4	0	1	1	0	n/a	Finished fourth overall Won a gold medal					
2009-10	USA U19	WJAC	5	0	1	1	4	n/a						
2009-10	Sioux City	USHL	53	3	3	6	36	-8	-	-	-	-	-	-
2010-11	St. Cloud	WCHA	36	1	5	6	4	-7	-	-	-	-	-	-
2011-12	St. Cloud	WCHA	37	1	7	8	12	2	-	-	-	-	-	-
2011-12	USA U20	WJC	6	1	0	1	0	2	Finished seventh overall					
2012-13	St. Cloud	WCHA	42	1	11	12	25	2	-	-	-	-	-	-
2013-14	St. Cloud	NCHC	38	10	13	23	2	9	-	-	-	-	-	-
2013-14	Manchester	AHL	5	0	0	0	2	-3	-	-	-	-	-	-
2014-15	Manchester	AHL	58	6	9	15	23	15	19	0	5	5	0	2
2015-16	LOS ANGELES	NHL	5	0	0	0	0	0	-	-	-	-	-	-
2015-16	Manchester	AHL	55	7	13	20	30	4	12	1	6	7	4	1
2016-17	LOS ANGELES	NHL	49	1	6	7	6	3	-	-	-	-	-	-
2016-17	Ontario	AHL	6	0	2	2	0	-2	-	-	-	-	-	-
2017-18	LOS ANGELES	NHL	16	0	3	3	2	-3	1	0	0	0	0	-1
2017-18	Ontario	AHL	25	3	8	11	17	-3	-	-	-	-	-	-
NHL TOTALS			70	1	9	10	8	0	1	0	0	0	0	-1
AHL TOTALS			149	16	32	48	72	11	31	1	11	12	4	3

KEVIN GRAVEL | D

SHOOTS: Left **HEIGHT:** 6'4" **WEIGHT:** 211 lbs


DOB: March 6, 1992 **BIRTHPLACE:** Kingsford, MI **HOMETOWN:** Kingsford, MI

BECAME AN OILER: Signed by the Oilers as a free agent on Jul. 1, 2018

CONTRACT STATUS: Signed through 2018-19;

NHL INFO: Los Angeles Kings' fifth round selection, 148th overall, in the 2010 NHL Draft

 kgravel01



2017-18 HIGHLIGHTS

His third season with Los Angeles... Appeared in 16 NHL games for Los Angeles, posting three assists, two penalty minutes and a -3 plus-minus rating... Played a career-high 20:40 TOI @ DAL on Jan. 30... Spent most of the season with the AHL's Ontario Reign, where he served as an alternate captain... Was diagnosed with Crohn's disease prior to the 2017-18 season. **PLAYOFFS:** Appeared in his first NHL playoff game for Los Angeles on April 13 @ VGK, going over 20 minutes in ice-time (20:05) for only the second time in his NHL career.

CAREER HIGHLIGHTS

2016-17: Appeared in a career-high 49 NHL games with Los Angeles... Posted his first career two-game point streak (1G, 1A) from Feb 23-25... Scored his first NHL goal, a PPG, on Feb. 23 vs. BOS... Recorded a game-high seven hits on Jan. 14 vs. WPG... Recorded his first career point, an assist, in a career-high 19:19 TOI on Nov. 9 @ TOR... **2015-16:** Appeared in his first five NHL games for Los Angeles, all on the road... Made his NHL debut on Feb. 11, 2015 @ NYI. **MINOR PROFESSIONAL:** Has appeared in 149 regular season AHL games over five seasons with Manchester/Ontario... An alternate captain with Ontario from 2016 through 2018... Won the 2015 Calder Cup with Manchester, recording five assists in 19 games. **AMATEUR:** Played at St. Cloud State from 2010-14 (WCHA/NCHC)... Top scoring defenceman with St. Cloud in 2013-14, posting 23 points (10G, 13A) in 38 games. **INTERNATIONAL:** Played for Team USA at the 2012 World Junior Hockey Championship in Edmonton and Calgary, Alberta... Helped the U.S. National Under-19 Team capture the 2009 World Junior A Challenge in Summerside, P.E.I.... Played for the U.S. National Under-18 Team at the 2009 Ivan Hlinka Memorial (now called the Hlinka Gretzky Cup), finishing fourth overall... Appeared in seven games for the U.S. National Under-17 Development Program in 2008-09, posting one assist and four penalty minutes.

SHOOTOUTS/ PENALTY SHOTS

NAME	2017-18			CAREER		
	G	A	%	G	A	%
Shootouts	0	0	n/a	0	0	n/a
Penalty Shots	0	0	n/a	0	0	n/a

NHL FIRSTS

FIRSTS	DATE	GAME				
First GP:	2/11/16	LAK	2	@	NYI	5 10:46 TOI
First Assist:	11/08/16	LAK	7	@	TOR	0 1A, GM #8
First Goal:	2/23/17	LAK	4	vs.	BOS	1 1G, GM #45
First Goal details:	vs. Anton Khudobin @ 18:12 of period 1					

MOSTS

CATEGORIES	MOST	MOST RECENTLY					
		DATE	TEA	GF	OPP	GA	DETAILS
Goals	1 (1X)	2/23/17	LAK	1	vs.	BOS	4 1G
Assists	1 (9X)	2/7/18	LAK	5	vs.	EDM	2 1A
Points	1 (10X)	2/7/18	LAK	5	vs.	EDM	2 1A
Shots on goal	5 (1X)	3/14/17	LAK	2	vs.	ARI	3 (SO)
Penalty minutes	4 (1X)	11/15/16	LAK	1	@	COL	4
Hat tricks	0						
Multi-point games	0						

STREAKS

LONGEST PERSONAL STREAKS	MOST RECENTLY				DETAILS
	START	TO	END		
Goals	1 (1X)	2/23/17	TO	2/23/17	1G
Assists	2 (1X)	2/1/17	TO	2/3/17	2A
Points	2 (2X)	2/1/17	TO	2/3/17	2A

CAREER HIGHS (ONE SEASON)

CATEGORY	CAREER HIGH	SEASON	CATEGORY	CAREER HIGH	SEASON
Games played	49	2016-17	Game-winning goals	-	-
Goals	1	2016-17	Overtime goals	-	-
Assists	6	2016-17	Shots on net	52	2016-17
Points	7	2016-17	Hits	73	2016-17
Penalty minutes	6	2016-17	Blocked shots	65	2016-17
Plus-minus	+3	2016-17	Takeaways	2	2016-17
Power play goals	1	2016-17	Faceoffs	-	-
Power play points	2	2016-17	Faceoff wins	-	-
Shorthanded goals	-	-			
Shorthanded points	-	-			

12



JERABEK CAREER STATISTICS

SEASON	TEAM	LEAGUE	REGULAR SEASON						PLAYOFFS					
			GP	G	A	PTS	PIM	+/-	GP	G	A	PTS	PIM	+/-
2007-08	HC Plzen U20	CZE U20	29	3	11	14	26	10	-	-	-	-	-	-
2008-09	HC Plzen U20	CZE U20	40	8	20	28	32	8	5	0	3	3	8	2
2008-09	HC Plzen	CZE	2	0	0	0	2	-2	-	-	-	-	-	-
2008-09	HC Berounsti Medvedi	CZE2	4	0	1	1	6	1	1	0	0	0	0	0
2008-09	CZE U18	WU18	6	1	1	2	22	0	Finished sixth overall					
2009-10	HC Plzen U20	CZE U20	12	4	12	16	6	13	4	1	2	3	8	1
2009-10	HC Plzen	CZE	37	0	2	2	22	-1	2	0	0	0	2	-1
2009-10	CZE U20	WJC	6	1	1	2	0	-2	Finished seventh overall					
2010-11	HC Plzen U20	CZE U20	3	0	2	2	0	1	-	-	-	-	-	-
2010-11	HC Plzen	CZE	41	1	6	7	20	6	4	0	1	1	2	0
2010-11	HC Slovan Ustecti Lvi	CZE2	0	0	0	0	0	0	2	0	0	0	2	-1
2010-11	CZE U20	WJC	6	1	7	8	4	1	Finished seventh overall					
2011-12	HC Plzen	CZE	32	1	3	4	22	4	10	0	2	2	6	-1
2011-12	Pirati Chomutov	CZE2	4	0	0	0	2	1	-	-	-	-	-	-
2011-12	SK Kadan	CZE2	11	1	4	5	8	6	1	0	0	0	0	2
2012-13	HC Plzen	CZE	49	2	6	8	44	1	17	1	3	4	12	3
2013-14	HC Plzen	CZE	47	1	12	13	24	3	6	0	1	1	12	-1
2014-15	HC Plzen	CZE	48	7	25	32	40	0	4	0	3	3	8	-1
2015-16	HC Plzen	CZE	52	4	29	33	56	12	11	0	5	5	20	5
2015-16	Czech Republic	WHC	8	0	5	5	2	4	Finished fifth overall					
2016-17	Vityaz Podolsk	KHL	59	5	29	34	56	0	4	1	1	2	8	-3
2016-17	Czech Republic	WHC	8	0	2	2	4	2	Finished seventh overall					
2017-18	MONTREAL	NHL	25	1	3	4	6	-1	-	-	-	-	-	-
2017-18	Laval	AHL	17	1	10	11	16	10	-	-	-	-	-	-
2017-18	WASHINGTON	NHL	11	1	3	4	0	-1	2	0	1	1	2	-1
NHL TOTALS			36	2	6	8	6	-1	2	0	1	1	2	-1
AHL TOTALS			17	1	10	11	16	10	-	-	-	-	-	-
KHL TOTALS			59	5	29	34	56	0	4	1	1	2	8	-3
CZE TOTALS			308	16	83	99	230	23	54	1	15	16	62	4
CZE2 TOTALS			19	1	5	6	16	8	10	1	2	3	6	8

JAKUB JERABEK | D

SHOOTS: Left **HEIGHT:** 5'11" **WEIGHT:** 199 lbs
DOB: May 12, 1991 **BIRTHPLACE:** Plzen, CZE **HOMETOWN:** Plzen, CZE
BECAME AN OILER: Signed by the Oilers as a free agent on Aug. 20, 2018
CONTRACT STATUS: Signed through 2018-19
NHL INFO: Signed as an undrafted free agent by Montreal on May 1, 2017



2017-18 HIGHLIGHTS

His first NHL season, split between Montreal and Washington... Appeared in 11 regular season games for Washington, and two playoff games, helping the Capitals win the Stanley Cup... Made his debut with Washington on Feb. 27 vs. OTT (12:35 TOI)... Acquired by Washington from Montreal on Feb. 21 in exchange for a fifth round draft pick... Recorded his first two NHL points, both assists, on Jan. 15 vs. NYI then scored his first NHL goal in his next game on Jan. 17 @ BOS... Reached a season-high 20:45 in ice-time for Montreal on Jan. 13 vs. BOS... Made his NHL debut with Montreal on Nov. 22 @ NSH... Signed with Montreal as an undrafted free agent on May 1, 2017. **PLAYOFFS:** Played in games 1 and 2 of Washington's first round series vs. CBJ, posting one assist, a -1 plus-minus rating and three shots on net... Made his Stanley Cup Playoffs debut vs. CBJ on Apr. 12

CAREER HIGHLIGHTS

EUROPE: Played for Vityaz Podolsk in the KHL in 2016-17... Was team's top scoring defenceman and ranked sixth in team scoring... Played in the 2017 KHL All-Star Game... Played with HC Plzen of the Czech Extraliga from 2008-16... Named top defenceman in the Czech Extraliga in 2015-16, after posting 33 points (4G, 29A) and a +12 plus-minus rating in 52 games... An alternate captain with HC Plzen from 2014-16... Was loaned to teams in the CZE2 league by HC Plzen, appearing in games with HC Berounští Medvědi, HC Slovan Ústečci Lvi, Pirati Chomutov and SK Kadan. **AMATEUR:** Played his junior hockey in his hometown of Plzen... Played with the HC Plzen U18 team from 2005-08... Played games with the HC Plzen U20 team for four seasons (2007-10). **INTERNATIONAL:** Has represented the Czech Republic in five world championships at various levels, including two World Championships (2016, 2017), two World Junior Hockey Championships (2010, 2011) and one World U18 Hockey Championship (2009)... Team captain at the 2011 World Junior Hockey Championship in Buffalo, NY, leading the team in scoring with eight points (1G, 7A) in six games.

SHOOTOUTS/ PENALTY SHOTS

NAME	2017-18			CAREER		
	G	A	%	G	A	%
Shootouts	0	0	n/a	0	0	0.0
Penalty Shots	0	0	n/a	0	1	0.0

NHL FIRSTS

FIRSTS	DATE	GAME	
First GP:	11/22/17	MTL 2 @ NSH 3	(SO)/18:16 TOI
First Assist:	1/15/18	MTL 4 vs. NYI 5	(OT)/2A
First Goal:	1/17/18	MTL 1 @ BOS 4	1G
First Goal details:	vs. Tuukka Rask @ 0:31 of period 1		

MOSTS

CATEGORIES	MOST	MOST RECENTLY					DETAILS
		DATE	TEA	GF	OPP	GA	
Goals	1 (2X)	3/24/18	WSH	6	@	MTL	4 1G
Assists	2 (1X)	1/15/18	MTL	4	vs.	NYI	5 (OT)/2A
Points	2 (1X)	1/15/18	MTL	4	vs.	NYI	5 (OT)/2A
Shots on goal	3 (2X)	1/15/18	MTL	4	vs.	NYI	5 (OT)
Penalty minutes	2 (3X)	1/23/18	MTL	4	vs.	COL	2
Hat tricks	0						
Multi-point games	1	1/15/18	MTL	4	vs.	NYI	5 (OT)/2A

STREAKS

LONGEST PERSONAL STREAKS	MOST RECENTLY				DETAILS
	START	TO	END		
Goals	1 (2X)	3/24/18	TO	3/24/18	1G
Assists	1 (6X)	4/2/18	TO	4/2/18	1A
Points	3 (1X)	1/15/18	TO	1/19/18	1G, 3A

CAREER HIGHS (ONE SEASON)

CATEGORY	CAREER HIGH	SEASON	CATEGORY	CAREER HIGH	SEASON
Games played	36	2017-18	Game-winning goals	-	-
Goals	2	2017-18	Overtime goals	-	-
Assists	6	2017-18	Shots on net	33	2017-18
Points	8	2017-18	Hits	42	2017-18
Penalty minutes	6	2017-18	Blocked shots	48	2017-18
Plus-minus	-2	2017-18	Takeaways	4	2017-18
Power play goals	-	-	Faceoffs	-	-
Power play points	-	-	Faceoff wins	-	-
Shorthanded goals	-	-			
Shorthanded points	-	-			

44



KASSIAN CAREER STATISTICS

SEASON	TEAM	LEAGUE	REGULAR SEASON						PLAYOFFS					
			GP	G	A	PTS	PIM	+/-	GP	G	A	PTS	PIM	+/-
2007-08	Peterborough	OHL	58	9	12	21	74	-1	5	1	0	1	2	-5
2008-09	CAN U18	JWC	4	0	2	2	12	n/a	Won gold medal					
2008-09	Peterborough	OHL	61	24	39	63	136	-14	3	0	2	2	8	8
2008-09	CAN U18	WU18	6	2	3	5	0	2	Finished fourth overall					
2009-10	Peterborough	OHL	33	8	19	27	58	-18						
2009-10	Windsor	OHL	5	4	0	4	23	1	19	7	9	16	38	9
2009-10	Windsor	Mem Cup	4	2	3	5	0	3	Won Memorial Cup					
2010-11	Windsor	OHL	56	26	51	77	67	10	16	6	10	16	37	2
2010-11	CAN U20	WJC	5	2	1	3	27	1	Won silver medal					
2010-11	Portland	AHL	-	-	-	-	-	-	3	0	0	0	2	0
2011-12	BUFFALO	NHL	27	3	4	7	20	-1	-	-	-	-	-	-
2011-12	Rochester	AHL	30	15	11	26	31	4	-	-	-	-	-	-
2011-12	VANCOUVER	NHL	17	1	2	3	31	-1	4	0	0	0	2	1
2012-13	VANCOUVER	NHL	39	7	4	11	51	-7	4	0	0	0	4	-1
2012-13	Chicago	AHL	29	8	13	21	61	-3	-	-	-	-	-	-
2013-14	VANCOUVER	NHL	73	14	15	29	124	-4	-	-	-	-	-	-
2014-15	VANCOUVER	NHL	42	10	6	16	81	-5	-	-	-	-	-	-
2015-16	EDMONTON	NHL	37	3	5	8	114	-7	-	-	-	-	-	-
2015-16	Bakersfield	AHL	7	2	1	3	16	0	-	-	-	-	-	-
2016-17	EDMONTON	NHL	79	7	17	24	101	4	13	3	0	3	27	1
2017-18	EDMONTON	NHL	74	7	12	19	92	-8	-	-	-	-	-	-
NHL TOTALS			387	52	65	117	614	-29	21	3	0	3	33	1
NHL TOTALS - EDMONTON			189	17	34	51	307	-11	13	3	0	3	27	1
AHL TOTALS			66	25	25	50	108	1	3	0	0	0	2	0

ZACK KASSIAN | RW

SHOOTS: Right **HEIGHT:** 6'3" **WEIGHT:** 211 lbs

DOB: January 24, 1991 **BIRTHPLACE:** Windsor, ON **HOMETOWN:** Windsor, ON


BECAME AN OILER: Acquired in a trade with Montreal on Dec. 28, 2015

CONTRACT STATUS: Signed through 2019-20

NHL INFO: Buffalo's first round selection, 13th overall, in the 2009 NHL Draft

 @zkassian9

 zkass09



2017-18 HIGHLIGHTS

His eighth NHL season, third with Edmonton... The Oilers are his fourth NHL organization... Ranked tied for sixth on the team with 129 hits, tied for third among forwards... Had three multiple-point games, on Nov. 30 vs. TOR (1G, 1A), on Feb. 10 @ SJS (2G), and on Mar. 31 @ CGY (2A)... Had three takeaways on Feb. 15 vs. CGY... Posted the second two-goal game of his career on Feb. 10 at SJS, and first as an Oiler... Had a season-high seven hits in a game twice, on Jan. 20 vs. VAN and on Feb. 1 vs. COL... Had a season best +3 plus-minus rating on Dec. 2 @ CGY... Posted his 100th career NHL point, an assist, on Nov. 9 vs. NJD, in his 328th career game... Had a season-high five shots on net on Nov. 5 vs. DET... Reached a season-high 16:49 in ice-time on Oct. 4 vs. CGY, registering three shots on net.

CAREER HIGHLIGHTS

2016-17: Registered a career-high 17 assists... Ranked third on the team with 201 hits, and second among forwards and 24th overall in the NHL... Led the Oilers with 101 penalty minutes... Had a season-high seven hits on Nov. 13 vs. NYR and on Mar. 18 vs. VAN... Had a season and team high +4 plus-minus rating on Mar. 14 vs. DAL, his 300th career NHL game... Had a five-game scoring streak from Jan. 16-25 (2G, 3A, 5PTS)... Had a season high 18:05 in ice time on Jan. 5 at BOS... Had a season high six shots on net on Dec. 3 vs. ANA. **PLAYOFFS:** Scored consecutive game-winning goals in games 3 and 4 in the opening round of the NHL playoffs vs. SJS. **2015-16:** Started the season with Bakersfield in the AHL... Acquired from Montreal in exchange for goaltender Ben Scrivens on Dec. 28, 2015... Acquired by Montreal from Vancouver on Jul. 1, along with a fifth round pick (Casy Staum) in exchange for Brandon Prust. **2014-15:** Missed a number of games to injury including the entire NHL playoffs. 2013-14: Scored a career-high 14 goals and 29 points... Voted the Vancouver Canucks Most Exciting Player by the fans. **2012-13:** Finished the season in Vancouver after spending the first part of the season with the AHL's Chicago Wolves. **2011-12:** Acquired mid-season by Vancouver on Feb. 27, in exchange for Cody Hodgson... Started the season with Buffalo's affiliate Rochester in the AHL. **MINOR PROFESSIONAL:** Appeared in 66 regular season AHL games and three AHL playoff games over four seasons, with Portland, Rochester, Chicago and Bakersfield... Made his professional debut with the AHL's Portland Pirates at the conclusion of his junior hockey career, appearing in three playoff games, posting no points and two penalty minutes. **AMATEUR:** Helped the OHL's Windsor Spitfires win the OHL Championship and the Memorial Cup in 2010... Played four seasons in the OHL with Peterborough and Windsor... Named team captain in Peterborough for the 2009-10 season... Peterborough's first round selection, fourth overall, in the 2007 OHL Priority Selection. **INTERNATIONAL:** Won a silver medal with Canada at the 2011 IIHF World Junior Hockey Championship held in Buffalo, NY... Played for Canada at the 2009 U18 World Hockey Championship, finishing fourth overall... Won a gold medal with Canada's Under-18 Team at the 2008 Junior World Cup, now called the Hlinka Gretzky Cup... Won gold with Team Ontario at the 2008 World Under-17 Hockey Challenge, in London, ON.

SHOOTOUTS/ PENALTY SHOTS

NAME	2017-18			CAREER		
	G	A	%	G	A	%
Shootouts	0	0	0.0	1	7	14.3
Penalty Shots	0	0	0.0	0	1	0.0

OILER FIRSTS

FIRSTS	DATE	GAME	
First GP:	1/14/16	EDM 1 @ SJS 2	(SO)/ 14:23 TOI
First Assist:	1/19/16	EDM 4 @ TBL 6	1G, 1A
First Goal:	1/19/16	EDM 4 @ TBL 6	1G, 1A
First Goal details:	vs. Andrei Vasilevskiy @ 5:25 of period 2		

NHL FIRSTS

FIRSTS	DATE	GAME	
First GP:	11/25/11	BUF 1 @ CBJ 5	1A, 11:43 TOI
First Assist:	11/25/11	BUF 1 @ CBJ 5	1A
First Goal:	11/26/11	BUF 5 vs. WSH 1	1G
First Goal details:	vs. Tomas Vokoun @ 7:06 of period 2		

MOSTS

CATEGORIES	MOST	MOST RECENTLY					DETAILS
		DATE	TEA	GF	OPP	GA	
Goals	2 (2X)	2/10/18	EDM	4	@ SJS	6	2G
Assists	4 (1X)	3/23/14	VAN	4	vs. BUF	2	4A
Points	4 (1X)	3/23/14	VAN	4	vs. BUF	2	4A
Shots on goal	6 (1X)	12/3/16	EDM	3	vs. ANA	2	(OT)
Penalty minutes	37 (1X)	1/25/18	EDM	4	vs. CGY	3	(SO)
Hat tricks	0						
Multi-point games	14	3/31/18	EDM	2	@ CGY	3	2A

STREAKS

LONGEST PERSONAL STREAKS	MOST RECENTLY				DETAILS
	START	TO	END		
Goals	3 (1X)	2/20/15	TO	2/24/15	3G
Assists	2 (1X)	1/20/17	TO	1/21/17	2A
Points	5 (2X)	1/16/17	TO	1/25/17	2G, 3A

CAREER HIGHS (ONE SEASON)

CATEGORY	CAREER HIGH	SEASON	CATEGORY	CAREER HIGH	SEASON
Games played	79	2016-17	Game-winning goals	3	2014-15
Goals	14	2013-14	Overtime goals	-	-
Assists	17	2016-17	Shots on net	110	2016-17
Points	29	2013-14	Hits	201	2016-17
Penalty minutes	124	2013-14	Blocked shots	33	2017-18
Plus-minus	+4	2016-17	Takeaways	26	2017-18
Power play goals	2	2012-13	Faceoffs	15	2013-14
Power play points	2	2012-13	Faceoff wins	11	2011-12
Shorthanded goals	-	-			
Shorthanded points	2	2017-18			



KHAIRA CAREER STATISTICS

SEASON	TEAM	LEAGUE	GP	REGULAR SEASON				PIM	+/-	GP	PLAYOFFS				PIM	+/-
				G	A	PTS					G	A	PTS			
2010-11	Prince George	BCHL	58	10	32	42		21	n/a	-	-	-	-	-	-	-
2011-12	Prince George	BCHL	54	29	50	79		69	n/a	4	0	2	2	2	2	n/a
2012-13	Michigan Tech	WCHA	37	6	19	25		49	2	-	-	-	-	-	-	-
2013-14	Everett	WHL	59	16	27	43		59	5	5	3	1	4	8	1	
2013-14	Oklahoma City	AHL	6	0	0	0		2	-1	3	1	0	1	0	0	
2014-15	Oklahoma City	AHL	51	4	6	10		62	-7	8	3	1	4	4	-4	
2015-16	EDMONTON	NHL	15	0	2	2		13	-2	-	-	-	-	-	-	-
2015-16	Bakersfield	AHL	49	10	17	27		69	3	-	-	-	-	-	-	-
2016-17	EDMONTON	NHL	10	1	0	1		2	1	-	-	-	-	-	-	-
2016-17	Bakersfield	AHL	27	8	12	20		31	4	-	-	-	-	-	-	-
2017-18	EDMONTON	NHL	69	11	10	21		47	-7	-	-	-	-	-	-	-
NHL TOTALS			94	12	12	24		62	-8	-	-	-	-	-	-	-
AHL TOTALS			133	22	35	57		164	-1	11	4	1	5	4	-4	

JUJHAR KHAIRA | C/LW

SHOOTS: Left **HEIGHT:** 6'4" **WEIGHT:** 212 lbs

DOB: August 13, 1994 **BIRTHPLACE:** Surrey, BC **HOMETOWN:** Surrey, BC


BECAME AN OILER: Edmonton's third round selection, 63rd overall, in the 2012 NHL Draft

CONTRACT STATUS: Signed through 2018-19

NHL INFO: Edmonton's third round selection, 63rd overall, in the 2012 NHL Draft

 @jujhar94

 jujhar94



2017-18 HIGHLIGHTS

His third NHL season, all with Edmonton... His first full season in the NHL... Set career highs with 21 points, 11 goals, 10 assists and 69 games... Had the first four multiple-point games of his NHL career: Nov. 14 vs. VGK (2A), Nov. 30 vs. TOR (2A), Dec. 9 @ MTL (2G) and Dec. 23 vs. MTL (1G, 1A)... Reached a season-high 17:09 in ice-time on Feb. 25 @ ANA... Posted his first career two-goal game on Dec. 9 @ MTL... Had points in consecutive games for the first time in his NHL career on Nov. 12-14, posting 1G, 2A... Had a career-high four shots on net on Oct. 26 vs. DAL... After wearing #54 with the Oilers, he changed to #16 for the 2017-18 season, becoming the 13th Oiler to wear that number and first since Teddy Purcell in 2015-16.

CAREER HIGHLIGHTS

2016-17: Appeared in 10 games, posting one point, with one goal and two penalty minutes... Scored his first career NHL goal on Jan. 16 vs. Arizona, a game-winning goal... Became third player of Punjabi Indian descent to score a goal in the NHL, after Robin Bawa and half-French, half-Indian Manny Malhotra... Had a career-high 13:46 in ice-time on Mar. 4 vs. DET... Had a season-high three shots on net on Feb. 24 at WSH... Missed 13 games due to an injury. **MINOR PROFESSIONAL:** Has appeared in 133 AHL games with Oklahoma City/Bakersfield, posting 57 points (22G, 35A)... His first professional goal and point came in the 2014 Calder Cup playoffs vs. TEX. **AMATEUR:** Played one season with the WHL's Everett Silvertips (2013-14) after one season at Michigan Tech University... He played with the BCHL's Prince George Spruce Kings from 2010-12. **INTERNATIONAL:** Played for Canada West at the 2011 World Junior A Challenge, winning a gold medal... Posted no points in five games at the 2011 World Junior A Challenge, with 14 penalty minutes. **NOTES:** Faced current Oiler teammate Drake Caggiula in the final game at the 2011 World Junior A Challenge... Brother Sahvan plays in the WHL.

SHOOTOUTS/ PENALTY SHOTS

NAME	2017-18			CAREER		
	G	A	%	G	A	%
Shootouts	0	0	n/a	0	0	n/a
Penalty Shots	0	0	n/a	0	0	n/a

OILER FIRSTS

FIRSTS	DATE	GAME
First GP:	11/28/15	EDM 3 @ PIT 2 (SO)/ 10:02 TOI
First Assist:	12/4/15	EDM 2 vs. DAL 1 (OT)
First Goal:	1/16/17	EDM 3 vs. ARI 1 GWG
First Goal details:	vs. Mike Smith @ 11:40 of period 2	

NHL FIRSTS

FIRSTS	DATE	GAME
First GP:	11/28/15	EDM 3 @ PIT 2 (SO)/ 10:02 TOI
First Assist:	12/4/15	EDM 2 vs. DAL 1 (OT)
First Goal:	1/16/17	EDM 3 vs. ARI 1 GWG
First Goal details:	vs. Mike Smith @ 11:40 of period 2	

MOSTS MOST RECENTLY

CATEGORIES	MOST	DATE	TEA	GF	OPP	GA	DETAILS
Goals	2 (1X)	12/9/17	EDM	6 @	MTL	2	2G
Assists	2 (2X)	11/30/17	EDM	4 vs.	TOR	6	2A
Points	2 (4X)	12/23/17	EDM	4 vs.	MTL	1	1G, 1A
Shots on goal	4 (1X)	10/26/17	EDM	5 vs.	DAL	4	
Penalty minutes	7 (3X)	2/7/18	EDM	2 @	LAK	5	
Hat tricks	0						
Multi-point games	4	12/23/17	EDM	4 vs.	MTL	1	1G, 1A

STREAKS MOST RECENTLY

LONGEST PERSONAL STREAKS	START	TO	END	DETAILS
Goals	2 (1X)	12/23/17	TO	12/27/17 2G, 1A
Assists	1 (10X)	11/14/17	TO	11/14/17 2A
Points	2 (3X)	11/12/17	TO	11/14/17 1G, 2A

CAREER HIGHS (ONE SEASON)

CATEGORY	CAREER HIGH	SEASON	CATEGORY	CAREER HIGH	SEASON
Games played	69	2017-18	Game-winning goals	2	2017-18
Goals	11	2017-18	Overtime goals	-	-
Assists	10	2017-18	Shots on net	73	2017-18
Points	21	2017-18	Hits	128	2017-18
Penalty minutes	47	2017-18	Blocked shots	39	2017-18
Plus-minus	+1	2016-17	Takeaways	26	2017-18
Power play goals	-	-	Faceoffs	383	2017-18
Power play points	1	2017-18	Faceoff wins	174	2017-18
Shorthanded goals	1	2017-18			
Shorthanded points	2	2017-18			

77



KLEFBOM CAREER STATISTICS

SEASON	TEAM	LEAGUE	GP	REGULAR SEASON				PIM	+/-	PLAYOFFS					
				G	A	PTS				GP	G	A	PTS	PIM	+/-
2009-10	IFK Munkfors	SWE D1	3	0	1	1		0	n/a	-	-	-	-	-	-
2009-10	Skare BK	SWE D1	2	0	0	0		2	n/a	-	-	-	-	-	-
2010-11	Farjestad BK	SHL	23	1	1	2		2	1	-	-	-	-	-	-
2010-11	Skare BK	SWE D1	12	0	1	1		0	n/a	-	-	-	-	-	-
2010-11	SWE U18	WU18	6	1	3	4		4	4	Won silver medal					
2011-12	Farjestad U20	WJHC	15	1	3	4		0	-4	-	-	-	-	-	-
2011-12	Farjestad BK	SHL	33	2	0	2		4	-1	11	0	1	1	2	-3
2011-12	SWE U20	WJHC	6	1	1	2		2	8	Won gold medal					
2012-13	Farjestad BK	SHL	11	0	3	3		2	7	-	-	-	-	-	-
2013-14	EDMONTON	NHL	17	1	2	3		0	-6	-	-	-	-	-	-
2013-14	Oklahoma City	AHL	48	1	9	10		10	-8	2	0	1	1	4	0
2014-15	EDMONTON	NHL	60	2	18	20		4	-21	-	-	-	-	-	-
2014-15	Oklahoma City	AHL	9	1	7	8		4	10	-	-	-	-	-	-
2014-15	Sweden	WHC	8	1	3	4		4	-1	Finished fifth overall					
2015-16	EDMONTON	NHL	30	4	8	12		6	-4	-	-	-	-	-	-
2016-17	EDMONTON	NHL	82	12	26	38		6	7	12	2	3	5	0	-3
2017-18	EDMONTON	NHL	66	5	16	21		18	-12	-	-	-	-	-	-
	NHL TOTALS		255	24	70	94		34	-36	12	2	3	5	0	-2
	AHL TOTALS		57	2	16	18		14	2	2	0	1	1	4	0
	SHL		67	3	4	7		8	7	11	0	1	1	2	-3
	SWE D1		17	0	2	2		2	0	-	-	-	-	-	-

OSCAR KLEFBOM | D

SHOOTS: Left **HEIGHT:** 6'3" **WEIGHT:** 216 lbs

DOB: July 20, 1993 **BIRTHPLACE:** Karlstad, Sweden **HOMETOWN:** Karlstad, Sweden

BECAME AN OILER: Edmonton's first round selection, 19th overall, in the 2011 NHL Draft

CONTRACT STATUS: Signed through 2022-23

NHL INFO: Edmonton's first round selection, 19th overall, in the 2011 NHL Draft

 @Klefbom93

 oscarklefbom



2017-18 HIGHLIGHTS

His fifth NHL season, all with Edmonton... Led the team in average ice-time (22:50)... Ranked second on team with 203 shots on net... Had five blocked shots in five games (Oct. 19 vs. CHI, Oct. 26 vs. DAL, Jan. 1 vs. CHI, Feb. 15 vs. VGK, Mar. 3 vs. NYR)... Had two multiple-point games: Nov. 14 vs. VGK (1G, 1A) and Mar. 14 vs. SJS (1G, 1A)... Scored his first career overtime game-winning goal vs. ARI on Mar. 5, also posting a season-high four takeaways... Played in his 200th career NHL game on Nov. 1 vs. PIT... Reached a season-high 27:39 in ice-time on Oct. 26 vs. DAL, reaching 25+ minutes played in 12 games for the Oilers... Had 9 shots on net vs. CGY on Oct. 4 matching a career best (1st time: Mar. 14, 2017 in a 7-1 win vs. DAL)... Underwent successful shoulder surgery on Mar. 22.

CAREER HIGHLIGHTS

2016-17: Had a career-high 38 points, 12 goals and 26 assists in only his second full NHL season... One of six Oilers to appear in all 82 games of the regular season... Led the team in total ice-time... Ranked ninth among all NHL defencemen with 201 shots on net... Had 16 power play points, fourth on the team and first among defencemen... Had a career-high four points (4A) @ SJS on Apr. 6... Finished the season with a four-game point scoring streak (7A)... Had a season high 26:47 in ice time on Feb. 3 @ CAR. **PLAYOFFS:** Had a three-game point scoring streak in the playoffs, from Apr. 20-26 (1G, 2A)... Missed Game 5 on Apr. 24 in the first round vs. San Jose due to injury, but returned to play 21:54 in helping the Oilers clinch Game 6 and the series on Apr. 26. **2015-16:** Missed 52 games due to injury... In 30 games played, he ranked second among the team's defencemen in points (12) and assists (8), and led the team in average ice-time (21:53). **2014-15:** In his first NHL season, he ranked second among team defencemen with 20 points and third on the team with 102 blocked shots... Ranked second on the team in average ice-time (21:59) in his rookie season. **MINOR PROFESSIONAL:** Appeared in 57 games over two seasons with the AHL's Oklahoma City Barons. **EUROPE:** Appeared in 67 games over three seasons with Farjestads BK of the SHL (Swedish Hockey League). **INTERNATIONAL:** Played for Sweden at the 2015 World Hockey Championship, finishing fifth... Won a gold medal with Sweden at the 2012 World Junior Hockey Championship in Alberta... Named to the 2012 World Junior All-Star Team... Captain of Sweden's National Under-18 Team at the 2011 World U18 Men's Hockey Championship, winning a silver medal... Played for Sweden in the 2009 World Under-17 Hockey Challenge.

SHOOTOUTS/ PENALTY SHOTS

NAME	2017-18			CAREER		
	G	A	%	G	A	%
Shootouts	0	0	n/a	0	1	0.0
Penalty Shots	0	0	n/a	0	0	n/a

OILER FIRSTS

FIRSTS	DATE	GAME
First GP:	3/11/14	EDM 4 @ MIN 3
First Assist:	4/1/14	EDM 4 @ SJS 5
First Goal:	3/28/14	EDM 4 vs. ANA 3
First Goal details:	vs. Jonas Hiller @ 8:26 of period 3	

NHL FIRSTS

FIRSTS	DATE	GAME
First GP:	3/11/14	EDM 4 @ MIN 3
First Assist:	4/1/14	EDM 4 @ SJS 5
First Goal:	3/28/14	EDM 4 vs. ANA 3
First Goal details:	vs. Jonas Hiller @ 8:26 of period 3	

MOSTS MOST RECENTLY

CATEGORIES	MOST	DATE	TEA	GF	OPP	GA	DETAILS
Goals	1 (24X)	3/14/18	EDM	3	vs. SJS	4	(OT)/1G, 1A
Assists	4 (1X)	4/6/17	EDM	4	@ SJS	2	4A
Points	4 (1X)	4/6/17	EDM	4	@ SJS	2	4A
Shots on goal	9 (2X)	10/4/17	EDM	3	vs. CGY	0	
Penalty minutes	4 (2X)	3/17/18	EDM	4	@ FLA	2	
Hat tricks	0						
Multi-point games	9	3/14/18	EDM	3	vs. SJS	4	(OT)/1G, 1A

STREAKS MOST RECENTLY

LONGEST PERSONAL STREAKS	START	TO	END	DETAILS
Goals	2 (1X)	2/14/17	TO	2/16/17 2G
Assists	4 (1X)	4/4/17	TO	4/9/17 6A
Points	4 (1X)	4/4/17	TO	4/9/17 6A

CAREER HIGHS (ONE SEASON)

CATEGORY	CAREER HIGH	SEASON	CATEGORY	CAREER HIGH	SEASON
Games played	82	2016-17	Game-winning goals	3	2016-17
Goals	12	2016-17	Overtime goals	1	2017-18
Assists	26	2016-17	Shots on net	203	2017-18
Points	38	2016-17	Hits	49	2017-18
Penalty minutes	18	2017-18	Blocked shots	146	2016-17
Plus-minus	+7	2016-17	Takeaways	48	2014-15
Power play goals	3	2016-17	Faceoffs	-	-
Power play points	16	2016-17	Faceoff wins	-	-
Shorthanded goals	1	2017-18			
Shorthanded points	1	2016-17			

19



KOSKINEN CAREER STATISTICS

SEASON	TEAM	LEAGUE	GP	W	L	OT/T	REGULAR SEASON				GAA	PLAYOFFS							
							MIN	GA	SO	GP		W	L	MIN	GA	SO	GAA		
2006-07	Kiekko-Vantaa U20	FIN Jr. A	27	16	8	0	1567	62	3	2.37	-	-	-	-	-	-	-		
2007-08	Blues U20	FIN Jr. A	20	12	4	0	1176	45	2	2.30	2	0	2	81	7	0	-		
2007-08	Blues	SM-Liiga	1	1	0	0	60	0	1	0.00	-	-	-	-	-	-	-		
2008-09	Blues U20	FIN Jr. A	9	9	0	0	545	15	2	1.65	-	-	-	-	-	-	-		
2008-09	Blues	SM-Liiga	1	1	0	0	60	0	1	0.00	-	-	-	-	-	-	-		
2009-10	Bridgeport	AHL	2	1	1	0	123	5	0	2.45	3	1	1	147	7	0	2.85		
2009-10	Utah	ECHL	6	6	0	0	360	15	0	2.50	-	-	-	-	-	-	-		
2010-11	NY ISLANDERS	NHL	4	2	1	0	208	15	0	4.33	-	-	-	-	-	-	-		
2010-11	Bridgeport	AHL	36	12	21	0	2063	120	0	3.49	-	-	-	-	-	-	-		
2011-12	Bridgeport	AHL	3	0	2	0	149	7	0	2.82	-	-	-	-	-	-	-		
2011-12	KalPa	SM-Liiga	25	13	5	4	1382	53	5	2.30	-	-	-	-	-	-	-		
2012-13	KalPa	SM-Liiga	49	21	15	13	2953	101	7	2.05	-	-	-	-	-	-	-		
2013-14	Blues	SM-Liiga	2	1	0	1	121	5	0	2.47	-	-	-	-	-	-	-		
2013-14	Sibir Novosibirsk	KHL	41	20	11	8	2362	67	3	1.70	10	4	5	607	20	1	1.98		
2013-14	Finland	WHC	1	0	1	0	58	4	0	4.12	Won silver medal							-	-
2014-15	Sibir Novosibirsk	KHL	29	16	11	1	1564	58	3	2.22	-	-	-	-	-	-	-		
2014-15	SKA St. Petersburg	KHL	21	9	8	2	1270	40	1	1.89	22	16	6	1377	37	3	1.61		
2015-16	SKA St. Petersburg	KHL	41	20	18	0	2379	96	3	2.42	15	8	7	981	24	5	1.47		
2015-16	Finland	WHC	8	7	1	0	479	9	1	1.13	Won silver medal							-	-
2016-17	SKA St. Petersburg	KHL	23	14	6	3	1387	48	3	2.08	15	12	1	913	25	1	1.64		
2016-17	Finland	WCOH	-	-	-	-	-	-	-	-	Finished eighth overall							-	-
2017-18	SKA St. Petersburg	KHL	29	22	4	1	1718	45	5	1.57	15	10	5	924	25	4	1.62		
2017-18	Finland	OLY	5	3	2	0	297	8	0	1.62	Finished fifth overall							-	-
	NHL TOTALS		4	2	1	0	208	15	0	4.33	-	-	-	-	-	-	-		
	AHL TOTALS		41	13	24	0	2335	132	0	3.39	3	1	1	147	7	0	2.85		
	ECHL TOTALS		6	6	0	0	360	15	0	2.50	-	-	-	-	-	-	-		
	KHL TOTALS		184	101	58	15	10680	354	18	1.99	77	50	24	4801	131	14	1.64		
	SM-LIIGA TOTALS		108	52	29	25	6216	215	14	2.04	25	10	14	1474	59	3	2.40		

MIKKO KOSKINEN | G


CATCHES: Left **HEIGHT:** 6'7" **WEIGHT:** 202 lbs

DOB: July 18, 1988 **BIRTHPLACE:** Vantaa, Finland **HOMETOWN:** Vantaa, Finland

BECAME AN OILER: Signed as an unrestricted free agent on May 1, 2018

CONTRACT STATUS: Signed through 2018-19

NHL INFO: New York Islanders' second round selection, 31st overall, in the 2009 NHL Draft



2017-18 HIGHLIGHTS

His fifth season in the KHL and his fourth with SKA St. Petersburg... Helped SKA St. Petersburg reach the KHL semi-finals before being eliminated by CSKA Moscow in six games... Started all 15 playoff games for SKA St. Petersburg, posting a 1.62 GAA and a 0.944 SV%... Played for Finland at the 2018 Winter Olympic Games, finishing sixth overall... Had a 0.932 SV% for Finland at the Olympics, ranking third overall among all goaltenders... Signed a one-year contract with the Oilers on May 1, 2018.

CAREER HIGHLIGHTS

His last NHL game was on Feb. 13, 2011 @ BUF... Posted his first career NHL win on Feb. 10, 2011 over Montreal, a 4-3 shootout victory... Saved all four shots he faced in the shootout for the win (B. Gionta, Pacioretty, Plekanec, B. Pouliot)... Made his NHL debut for the NY Islanders on Feb. 8, 2011 vs. TOR, losing 5-3. **EUROPE:** Helped SKA St. Petersburg capture two KHL Championships, in 2015 and in 2017... Named the KHL's Best Goaltender in 2014-15 ... Acquired by SKA St. Petersburg from Sibir Novosibirsk in 2014-15 ... Joined Sibir Novosibirsk of the KHL early in the 2013-14 season... Played with KalPa in the SM-Liiga from 2011 through 2013, before starting the 2013-14 season with the Blues... In his first full season in the SM-Liiga, with the Espoo Blues in 2008-09, he posted a 1.91 GAA and a 0.932 SV% in 33 games... Joined the Blues of the SM-Liiga for the playoffs, reaching the league finals. **MINOR PROFESSIONAL:** Suffered an injury early in his first professional season in North America, 2009-10, missing four months of the season ... Played parts of three seasons with the AHL's Bridgeport Sound Tigers from 2009-12... Appeared in six games for the ECHL's Utah Grizzlies in 2009-10, posting a 2.45 GAA and a .924 SV%... Started the 2011-12 season with Bridgeport before being loaned to KalPa of the SM-Liiga by the NY Islanders. **INTERNATIONAL:** Played for Finland at the 2018 Winter Olympic Games, finishing sixth overall... An alternate goaltender with Finland at the 2016 World Cup of Hockey... Won silver medals with Finland at the 2014 and 2016 World Hockey Championships... Named to the tournament all-star team and named top goaltender at the 2016 World Hockey Championship.

SHOOTOUTS

NAME	2017-18						CAREER					
	W	L	W%	SA	SVS	SV%	W	L	W%	SA	SVS	SV%
Shootouts	-	-	n/a	-	-	n/a	1	0	1.000	4	4	1.000
MOST RECENTLY	DATE		OPP		SH		SV		RES		W	
	2/10/10		vs. MTL		4		4		4		W	

PENALTY SHOTS

NAME	2017-18			CAREER		
	PS	SVS	%	PS	SVS	%
Penalty Shots	-	-	n/a	-	-	n/a
MOST RECENTLY	DATE	OPP		SHOOTER	RESULT	
	-	-		-	-	

NHL FIRSTS

FIRSTS	DATE	GAME					
First GP	2/8/11	NYI 3 vs. TOR	5	21 SVS, 5 GA			
First Win	2/10/11	NYI 4 vs. MTL	4	(SO)/ 37 SVS, 3 GA			
First Shutout	n/a						

MOSTS

CATEGORIES	MOST	MOST RECENTLY						DETAILS
		DATE	TEA	GF	vs.	OPP	GA	
Shots faced (PO)	40 (1X)	2/10/11	NYI	4	-	MTL	3 (SO)/ 37 SVS, W	-
Saves	37 (1X)	2/10/11	NYI	4	vs.	MTL	3 (SO)/ 37 SVS, W	-
Saves (PO)	-	-	-	-	-	-	-	-
Goals against	5 (1X)	2/8/11	NYI	3	vs.	TOR	5 26 SA, 5 G	-
Career shutouts	0							

STREAKS

LONGEST PERSONAL STREAKS		MOST RECENTLY			DETAILS
		START	TO	END	
Win streak	2 (1X)	2/10/11	TO	2/11/11	
Without reg. loss	2 (1X)	2/10/11	TO	2/11/11	
Losing streak	1 (1X)	2/8/11	TO	2/8/11	
Winless streak	1 (1X)	2/8/11	TO	2/8/11	

CAREER HIGHS (ONE SEASON)

CATEGORY	CAREER HIGH	SEASON	CATEGORY	CAREER HIGH	SEASON
Games played	4	2010-11	Saves	103	2010-11
Minutes played	208	2010-11	Shutouts	-	-
Wins	2	2010-11	Save percentage	0.832	2010-11
Shots faced	118	2010-11			

6



LARSSON CAREER STATISTICS

SEASON	TEAM	LEAGUE	REGULAR SEASON						PLAYOFFS					
			GP	G	A	PTS	PIM	+/-	GP	G	A	PTS	PIM	+/-
2007-08	Skelleftea J20	Swe JE	3	0	5	5	6	n/a	-	-	-	-	-	-
2008-09	Skelleftea J20	Swe JE	26	2	7	9	28	n/a	5	0	4	4	2	-
2008-09	Skelleftea AIK	SHL	1	0	0	0	0	0	-	-	-	-	-	-
2008-09	SWE U18	WU18	6	0	2	2	4	4	Finished fifth					
2009-10	Skelleftea J20	Swe JE	1	1	0	1	2	n/a	-	-	-	-	-	-
2009-10	Skelleftea AIK	SHL	49	4	13	17	18	-7	11	0	1	1	31	3
2009-10	SWE U18	WU18	5	2	1	3	12	2	Won silver medal					
2009-10	SWE U20	WJC	6	1	3	4	0	3	Won bronze medal					
2010-11	Skelleftea AIK	SHL	37	1	8	9	41	12	-	-	-	-	-	-
2010-11	SWE U20	WJC	6	1	3	4	4	4	Finished fourth					
2011-12	NEW JERSEY	NHL	65	2	16	18	20	-7	5	1	0	1	4	3
2012-13	NEW JERSEY	NHL	37	0	6	6	12	4	-	-	-	-	-	-
2012-13	Albany	AHL	33	4	15	19	24	-1	-	-	-	-	-	-
2013-14	NEW JERSEY	NHL	26	1	2	3	12	-1	-	-	-	-	-	-
2013-14	Albany	AHL	33	3	16	19	15	6	2	4	0	0	2	-2
2014-15	NEW JERSEY	NHL	64	3	21	24	34	2	-	-	-	-	-	-
2014-15	Albany	AHL	1	0	2	2	0	1	-	-	-	-	-	-
2015-16	NEW JERSEY	NHL	82	3	15	18	77	15	-	-	-	-	-	-
2015-16	Sweden	WHC	8	1	3	4	4	-3	Finished sixth					
2016-17	EDMONTON	NHL	79	4	15	19	55	21	13	2	4	6	4	-4
2017-18	EDMONTON	NHL	63	4	9	13	34	10	-	-	-	-	-	-
2017-18	Sweden	WHC	10	1	2	3	10	13	Won gold medal					
NHL TOTALS			416	17	84	101	244	44	18	3	4	7	8	-1
NHL TOTALS - EDMONTON			142	8	24	32	89	31	13	2	4	6	4	-4
AHL TOTALS			67	7	33	40	40	2	4	0	0	0	2	-2
SHL TOTALS			87	5	21	26	59	5	28	0	5	5	43	-2

ADAM LARSSON | D

SHOOTS: Right **HEIGHT:** 6'3" **WEIGHT:** 208 lbs

DOB: November 12, 1992 **BIRTHPLACE:** Skelleftea, Sweden **HOMETOWN:** Skelleftea, Sweden

BECAME AN OILER: Acquired by the Oilers in a trade from New Jersey on June 29, 2016

CONTRACT STATUS: Signed through 2020-21

NHL INFO: New Jersey's first round selection, fourth overall, in the 2011 NHL Draft

@AdamLarsson3

ladam_



2017-18 HIGHLIGHTS

His seventh NHL season, second with Edmonton... The Oilers are his second organization... Ranked second on the Oilers and sixth in the NHL with 239 hits, his second straight season with 200+ hits... Credited with at least one hit in 62 of his 63 games... Matched his career high with four goals in 63 games... Ranked third on the Oilers with 140 blocked shots... Had six blocked shots in four games (Nov. 3 vs. NJD, Feb. 17 vs. ARI, Mar. 8 vs. NYI, Mar. 10 vs. MIN)... Posted his 100th career NHL point, an assist, on Mar. 24 vs. LAK... Had a season-high five shots on goal on Mar. 31 @ CGY... Had two games in which he posted a +4 plus-minus rating (Jan. 20 vs. VAN, Mar. 22 @ OTT), tying the team high for the season... Reached 25+ minutes played in six games... Played his 400th career game on Feb. 27 vs. SJS... Missed eight games for personal reasons, returning to action on Feb. 17 @ ARI... Reached a season-high 27:47 in ice-time on Nov. 18 @ DAL... Had a season-high 13 hits vs. NJD on Nov. 3; added one assist, a +2 plus-minus and had six blocked shots... Won a gold medal with Sweden at the 2018 World Hockey Championship, where he was named to the Tournament All-Star Team.

CAREER HIGHLIGHTS

2016-17: Scored a career-high four goals in his first season with the Oilers, after registering three goals in 2014-15 and in 2015-16... Ranked sixth in the NHL and fourth among NHL defencemen with 253 hits during the regular season... Had a season high five shots on net on Jan. 31 vs. MIN... Had a season-high 24:09 in ice-time on Dec. 3 vs. ANA, his 300th career NHL game... Had a season-high eight hits on Nov. 17 vs. LAK... Matched a career-high with three points, all assists, on Jan. 21 @ CGY. **PLAYOFFS:** Played a career-high 44:58 @ ANA on May 5 in the second round of the NHL playoffs... Had his first career two-goal game and second three-point game (2G, 1A) in the playoffs, on Apr. 26 @ ANA. **2015-16:** Played with the New Jersey Devils from 2011-16. **2014-15:** Set career highs with 24 points and 21 assists in 64 games with the Devils. **2013-14:** Registered his first game-winning goal on Nov. 16 vs. PIT... The second shooter for New Jersey in a shootout on Apr. 10 @ OTT, unable to score on Robin Lehner - his first and only shootout participation to date in his NHL career. **2011-12:** Tied for second among rookie NHL defencemen with 16 assists in 2011-12... Tied a franchise record among first-year defencemen (S. Niedermayer, B. Driver), with points in five straight games (Nov. 19-26). **MINOR PROFESSIONAL:** Appeared in 67 games with the AHL's Albany Devils over three seasons, posting 40 points. **EUROPE:** Played with Skelleftea AIF in the SHL from 2009-11, also appearing in one game in 2008-09, when he was 16 years old... A finalist for SHL Rookie of the Year in 2010-11, losing out to future NHL defenceman Mattias Ekholm... Equalled a single-season record for a defenceman under the age of 18 years old in 2009-10, with 17 points, tying a record held by former NY Islanders' defenceman Tomas Jonsson in 1977-78. **INTERNATIONAL:** Won a gold medal with Sweden at the 2018 World Hockey Championship, where he was named to the Tournament All-Star Team... Has played for Sweden at two World Hockey Championships (2016, 2018), two World Junior Hockey Championships (2010, 2011) and two World U18 Hockey Championships (2009, 2010).

SHOOTOUTS/ PENALTY SHOTS

NAME	2017-18			CAREER		
	G	A	%	G	A	%
Shootouts	0	0	0.0	0	0	0.0
Penalty Shots	0	0	0.0	0	0	0.0

OILER FIRSTS

FIRSTS	DATE	GAME			
First GP:	10/12/16	EDM 7 vs. CGY 4			21:20 TOI
First Assist:	10/28/16	EDM 2 @ VAN 0			1A
First Goal:	11/3/16	EDM 3 @ NYR 5			1G, 1A
First Goal details:	vs. Henrik Lundqvist @ 8:49 of period 3				

NHL FIRSTS

FIRSTS	DATE	GAME			
First GP:	10/08/11	NJD 0 vs. PHI 3			21:46 TOI
First Assist:	11/02/11	NJD 3 vs. TOR 5			1A
First Goal:	11/11/11	NJD 1 vs. WSH 3			1G
First Goal details:	vs. Tomas Vokoun @ 13:06 of period 1				

MOSTS

CATEGORIES	MOST	MOST RECENTLY						DETAILS
		DATE	TEA	GF	OPP	GA		
Goals	1 (17X)	3/17/18	EDM	4	@	FLA	2	1G
Assists	3 (2X)	1/21/17	EDM	7	@	CGY	3	3A
Points	3 (2X)	1/21/17	EDM	7	@	CGY	3	3A
Shots on goal	5 (4X)	3/31/18	EDM	2	@	CGY	3	
Penalty minutes	17 (2X)	12/13/15	NJD	0	@	NYI	4	
Hat tricks	0							
Multi-point games	5	3/4/17	EDM	4	vs.	DET	3	1G, 1A

STREAKS

LONGEST PERSONAL STREAKS		MOST RECENTLY			DETAILS
		START	TO	END	
Goals	1 (13X)	3/4/18	TO	3/4/17	1G
Assists	4 (1X)	11/19/11	TO	11/25/11	4A
Points	5 (1X)	11/19/11	TO	11/26/11	1G, 4A

CAREER HIGHS (ONE SEASON)

CATEGORY	CAREER HIGH	SEASON	CATEGORY	CAREER HIGH	SEASON
Games played	82	2015-16	Game-winning goals	1	4X
Goals	4	2016-17	Overtime goals	1	2015-16
Assists	21	2014-15	Shots on net	92	2017-18
Points	24	2014-15	Hits	253	2016-17
Penalty minutes	77	2015-16	Blocked shots	160	2016-17
Plus-minus	+21	2016-17	Takeaways	28	2016-17
Power play goals	-	-	Faceoffs	-	-
Power play points	4	2011-12	Faceoff wins	-	-
Shorthanded goals	-	-			
Shorthanded points	3	2014-15			

27



LUCIC CAREER STATISTICS

SEASON	TEAM	LEAGUE	GP	REGULAR SEASON					+/-	PLAYOFFS					+/-
				G	A	PTS	PIM			GP	G	A	PTS	PIM	
2004-05	Coquitlam	BCHL	50	9	14	23	100		n/a	6	1	5	6	7	n/a
2004-05	Vancouver	WHL	1	0	0	0	2		0	2	0	0	0	0	-1
2005-06	Vancouver	WHL	62	9	10	19	149		4	18	3	4	7	23	7
2005-06	Vancouver	Mem Cup	5	0	0	0	15		-3	Finished third overall					
2006-07	Vancouver	WHL	70	30	38	68	147		32	22	7	12	19	26	12
2006-07	Vancouver	Mem Cup	5	2	5	7	12		6	Won the Memorial Cup					
2007-08	CAN U20	CRSS	8	0	3	3	14		n/a	Won series 7-0-1					
2007-08	BOSTON	NHL	77	8	19	27	89		-2	7	2	0	2	4	-1
2008-09	BOSTON	NHL	72	17	25	42	136		17	10	3	6	9	43	12
2009-10	BOSTON	NHL	50	9	11	20	44		-7	13	5	4	9	19	1
2010-11	BOSTON	NHL	79	30	32	62	121		28	25	5	7	12	63	11
2011-12	BOSTON	NHL	81	26	35	61	135		7	7	0	3	3	8	2
2012-13	BOSTON	NHL	46	7	20	27	75		8	22	7	12	19	14	12
2013-14	BOSTON	NHL	80	24	35	59	91		30	12	4	3	7	4	3
2014-15	BOSTON	NHL	81	18	26	44	81		13	-	-	-	-	-	-
2015-16	LOS ANGELES	NHL	81	20	35	55	79		26	5	0	3	3	4	-2
2016-17	EDMONTON	NHL	82	23	27	50	50		-3	13	2	4	6	20	-5
2017-18	EDMONTON	NHL	82	10	24	34	80		-12	-	-	-	-	-	-
NHL TOTALS			811	192	289	481	871		105	114	28	42	70	179	33
NHL TOTALS - EDMONTON			164	33	51	84	30		-15	13	2	4	6	20	-5

MILAN LUCIC | LW

SHOOTS: Left **HEIGHT:** 6'3" **WEIGHT:** 231 lbs

DOB: June 7, 1988 **BIRTHPLACE:** Vancouver, BC **HOMETOWN:** Vancouver, BC

BECAME AN OILER: Signed as an unrestricted free agent by the Oilers on July 1, 2016

CONTRACT STATUS: Signed through 2022-23

NHL INFO: Boston's second round selection, 50th overall, in the 2006 NHL Draft

 @27MilanLucic



2017-18 HIGHLIGHTS

His 11th NHL season, second with Edmonton... The Oilers are his third organization... An alternate captain for the Oilers since 2016-17... Led the Oilers and ranked third in the NHL with 254 hits... One of four players to appear in all 82 regular season games... Tied for fourth in team scoring, with 34 points (10G, 24A) in 82 games... Ranked fifth on the Oilers with 29 takeaways... Had six multiple-point games: Oct. 26 vs. DAL (2A), Nov. 9 @ NJD (1G, 1A), Dec. 2 @ CGY (1G, 2A), Dec. 9 @ MTL (1G, 1), Dec. 16 @ MIN (1G, 1A), Jan. 20 vs. VAN (2A)... Had a season-high six shots on net on Mar. 1 vs. NSH... Reached a season-high 20:45 in ice time on Feb. 25 @ ANA... Reached 20+ minutes in three games... Played in his 800th career NHL game on Mar. 17 vs. FLA... Has reached 192 career NHL goals, eight goals from 200... Has 99 career power play points, one from 100... Played in his 100th game as an Oiler on Nov. 16 vs. STL.

CAREER HIGHLIGHTS

2016-17: One of six Oilers to appear in all 82 games of the regular season... Led the Oilers with 12 power play goals, tied for eighth in the NHL, and third on the team with 27 power play points... Ranked second on the team with 202 hits... Registered his third career hat trick, a natural hat trick, on Apr. 6 in San Jose... Had a season-high 20:49 in ice time on Apr. 1 vs. ANA... Played in his 70th career NHL game on Feb. 2 at NSH... Had a season high six-game point scoring streak from Nov. 21 – Dec. 2 (2G, 8A-10PTS)... Registered his 400th career NHL point and first goal as an Oiler on Oct. 16 vs. BUF... Made his Oilers debut on Oct. 12 vs. CGY, and registered his first two points as an Oiler in his second game on Oct. 14 @ CGY (2A). **2015-16:** Played with the Boston Bruins from 2008-2014, before joining Los Angeles in a trade for the 2015-16 season. **2014-15:** Finished third on the team in scoring with 44 points (18G, 26A). **2013-14:** Scored his 100th NHL goal, Oct. 14, 2013 vs. DET... **2010-11:** Co-led Boston in scoring with 62 points, tied for the fifth-best plus/minus in the NHL at +28... Was one of two players in the NHL with 30-or-more goals and 100-plus penalty minutes, with ANA's Corey Perry. **2008-09:** Played in the Young Stars Game during the NHL's All-Star Weekend in 2008-09. **AMATEUR:** Played two seasons with the WHL's Vancouver Giants... Won a Memorial Cup with Vancouver in 2007... Won 2006 WHL Championship with the Vancouver Giants, reaching the Memorial Cup. **INTERNATIONAL:** Captained Canada's National Junior Team for the Canada-Russia Super Series in August/September 2007, helping Canada win the series (7W, 1T). **NOTES:** The nephew of former NHLer Dan Kesa.

SHOOTOUTS/ PENALTY SHOTS

	2017-18			CAREER		
NAME	G	A	%	G	A	%
Shootouts	0	0	n/a	0	3	0.0
Penalty Shots	0	0	n/a	0	0	n/a

OILER FIRSTS

FIRSTS	DATE	GAME	
First GP:	10/12/16	EDM 7 vs. CGY 4	
First Assist:	10/14/16	EDM 5 @ CGY 3	2A
First Goal:	10/16/16	EDM 2 vs. BUF 6	1G
First Goal details:	vs. Robin Lehner @ 19:00 of period 1		

NHL FIRSTS

FIRSTS	DATE	GAME	
First GP:	10/05/07	BOS 1 @ DAL 4	
First Assist:	10/12/07	BOS 8 @ LAK 6	
First Goal:	10/12/07	BOS 8 @ LAK 6	
First Goal details:	vs. Jonathan Bernier @ 15:19 of period 3		

MOSTS

CATEGORIES	MOST	DATE	TEA	GF	OPP	GA	DETAILS
Goals	3 (3X)	4/6/17	EDM	4	@	SJS	2 3G, 4 SOG
Assists	3 (6X)	11/23/16	EDM	6	@	COL	3 1G, 3A
Points	4 (2X)	11/23/16	EDM	6	@	COL	3 1G, 3A
Shots on goal	7 (2X)	11/27/16	EDM	1	vs.	ARI	3
Penalty minutes	22 (1X)	12/23/10	BOS	4	vs.	ATL	1
Hat tricks	3	4/6/17	EDM	4	@	SJS	2
Multi-point games	89	1/20/18	EDM	5	vs.	VAN	2A

STREAKS

LONGEST PERSONAL STREAKS	MOST RECENTLY			DETAILS
	START	TO	END	
Goals	5 (1X)	10/29/11	TO	11/10/11 6G
Assists	5 (2X)	3/3/16	TO	3/12/16 5A
Points	9 (1X)	4/5/10	TO	10/21/10 4G, 6A

CAREER HIGHS (ONE SEASON)

CATEGORY	CAREER HIGH	SEASON	CATEGORY	CAREER HIGH	SEASON
Games played	82	2016-17	Game-winning goals	7	2010-11
Goals	30	2010-11	Overtime goals	1	2013-14
Assists	35	2013-14, 15-16	Shots on net	175	2016-17
Points	62	2010-11	Hits	262	2008-09
Penalty minutes	136	2008-09	Blocked shots	33	2008-09
Plus-minus	+30	2013-14	Takeaways	33	2008-09, 13-14
Power play goals	12	2016-17	Faceoffs	131	2013-14
Power play points	25	2016-17	Faceoff wins	62	2013-14
Shorthanded goals	-	-			
Shorthanded points	-	-			

97



McDAVID CAREER STATISTICS

SEASON	TEAM	LEAGUE	REGULAR SEASON						PLAYOFFS					
			GP	G	A	PTS	PIM	+/-	GP	G	A	PTS	PIM	+/-
2012-13	Erie	OHL	63	25	41	66	36	-24	-	-	-	-	-	-
2012-13	CAN U18	WU18	7	8	6	14	2	8	Won Gold medal					
2013-14	Erie	OHL	56	28	71	99	20	47	14	4	15	19	2	-1
2013-14	CAN U20	WJHC	7	1	3	4	4	0	Finished in fourth place					
2014-15	Erie	OHL	47	44	76	120	48	60	20	21	28	49	12	12
2014-15	CAN U20	WJHC	7	3	8	11	0	8	Won Gold medal					
2015-16	EDMONTON	NHL	45	16	32	48	18	-1	-	-	-	-	-	-
2015-16	Canada	WHC	10	1	8	9	6	3	Won Gold medal					
2016-17	North America	WCOH	3	0	3	3	4	1	Finished fifth overall					
2016-17	EDMONTON	NHL	82	30	70	100	26	27	13	5	4	9	2	3
2017-18	EDMONTON	NHL	82	41	67	108	26	20	-	-	-	-	-	-
2016-17	Canada	WHC	10	5	12	17	10	6	Finished fourth overall					
NHL TOTALS			209	87	169	256	70	46	13	5	4	9	2	3

CONNOR McDAVID | C

SHOOTS: Left **HEIGHT:** 6'1" **WEIGHT:** 193 lbs

DOB: January 13, 1997 **BIRTHPLACE:** Richmond Hill, ON **HOMETOWN:** Newmarket, ON


BECAME AN OILER: Edmonton's first round selection, 1st overall, in the 2015 NHL Draft

CONTRACT STATUS: Signed through 2025-26

NHL INFO: Edmonton's first round selection, 1st overall, in the 2015 NHL Draft

 @cmcdavid97

 mcdavid97



2017-18 HIGHLIGHTS

His third NHL season, all with Edmonton... His second season as team captain... Won the NHL scoring race with 108 points in 82 games, capturing the Art Ross Trophy... Led the NHL with 84 even strength points and 35 even strength goals... His 84 even strength points were the most by one player since 1995-96 (Jaromir Jagr, 95)... Led the NHL with 111 takeaways... One of only four Oilers to play in all 82 games... Led the Oilers in goals (41), assists (67) and plus-minus rating (+20)... Tied for sixth in the NHL, drawing 35 penalties... Reached 100+ pts for a second season with three points on Mar. 27 vs. CBJ... First player to get back-to-back 100+ point seasons since Alex Ovechkin and Sidney Crosby achieved in 2009-10... The seventh player in NHL history to record multiple 100-pt seasons by the age of 21... First Oilers player with 100+ points in back-to-back seasons since Wayne Gretzky and Mark Messier in 1986-88... One of only 59 players to record at least two 100 point seasons in NHL history... Played in his 200th game vs. CAR on Mar. 20... First Oiler since Petr Klima in 2000-01 to post three hat tricks in one season... Played in 2018 NHL All-Star Game, posting four assists & winning the Fastest Skater competition... Reached 200 career points on Jan. 13 vs. VGK, with two assists, on his 21st birthday... First Oiler in franchise history with a hat trick in season opener, Oct. 4 vs. CGY... Had a 15-game scoring streak from Mar. 14 through Oct. 4, 2017, posting 23 points (7G, 16A) over those 15 games... Played for Canada at the 2018 World Hockey Championship in Denmark, finishing fourth overall... Served as team captain and led Canada in scoring.

CAREER HIGHLIGHTS

2016-17: Led the NHL in scoring with 100 points (30G, 70A) in 82 games, winning his first Art Ross Trophy; Also led the league with 70 assists... First Oiler to reach 100 points in a season since Doug Weight in 1995-96... Led the NHL with 30 multi-point game... Won the Hart Trophy, awarded to the players judged to be the most valuable to his team, the third youngest player to win this award in NHL history... Also won the Ted Lindsay Award, which goes to the "most outstanding player" in the NHL, as voted by the members of the NHLPA, also the third youngest player in NHL history... Led or co-led the NHL in scoring from Nov. 22 through to the end of the season... Registered his first career NHL hat trick on Nov. 19 @ DAL... Named team captain prior to the 2016-17 season, becoming the youngest captain in NHL history (19 years, 166 days). **PLAYOFFS:** Made his NHL post-season debut on Apr. 12 vs. SJS... A career high 35:43 TOI on May 5 vs. ANA. **2015-16:** Led all NHL rookies in points per game (1.07) in 2015-16, ranking fourth overall in the NHL. **AMATEUR:** Played with the OHL's Erie Otters from 2012-15, the third player to be granted 'exceptional player' status by Hockey Canada, after John Tavares and Aaron Ekblad... Erie's first round selection, first overall, in the 2012 OHL Priority Selection. **INTERNATIONAL:** Captained Team North America at the 2016 World Cup of Hockey... Won gold with Canada at the 2016 IIHF World Hockey Championship and the 2015 World Junior Hockey Championship in Montreal/Toronto... Was only the sixth 16-year-old all-time to earn a roster spot for Canada's National Junior Team in 2013-14, and first since Sidney Crosby at the 2004 WJHC... Helped Canada win gold at the 2013 U18 World Hockey Championship in Sochi, Russia, leading the team and tournament in scoring as a double underaged player (15 years old).

SHOOTOUTS/ PENALTY SHOTS

NAME	2017-18			CAREER		
	G	A	%	G	A	%
Shootouts	4	6	66.7	6	12	50.0
Penalty Shots	0	1	0.0	1	2	50.0

OILER FIRSTS

FIRSTS	DATE	GAME
First GP:	10/8/15	EDM 1 @ STL 3
First Assist:	10/17/15	EDM 5 @ CGY 2
First Goal:	10/13/15	EDM 2 @ DAL 4
First Goal details:	vs. Kari Lehtonen @ 12:18 of period 2	

NHL FIRSTS

FIRSTS	DATE	GAME
First GP:	10/8/15	EDM 1 @ STL 3
First Assist:	10/17/15	EDM 5 @ CGY 2
First Goal:	10/13/15	EDM 2 @ DAL 4
First Goal details:	vs. Kari Lehtonen @ 12:18 of period 2	

MOSTS

MOSTS		MOST RECENTLY						
CATEGORIES	MOST	DATE	TEA	GF		OPP	GA	DETAILS
Goals	4 (1X)	2/5/18	EDM	6	vs.	TBL	2	4G, 1A
Assists	3 (4X)	3/16/17	EDM	7	vs.	BOS	4	
Points	5 (2X)	2/5/18	EDM	6	vs.	TBL	2	4G, 1A
Shots on goal	9 (3X)	3/8/18	EDM	2	vs.	NYI	1	(SO)
Penalty minutes	10 (1X)	1/25/18	EDM	4	vs.	CGY	3	(SO)
Hat tricks	4	2/18/18	EDM	4	@	COL	2	3A
Multi-point games	74	4/7/18	EDM	3	vs.	VAN	2	(SO)/ 2A

STREAKS

LONGEST PERSONAL STREAKS		MOST RECENTLY			
		START	TO	END	DETAILS
Goals	3 (2X)	2/27/18	TO	3/5/18	3G, 2A
Assists	7 (2X)	2/25/18	TO	3/10/18	6G, 7A
Points	15 (1X)	3/14/17	TO	10/4/17	10G, 18A

CAREER HIGHS (ONE SEASON)

CATEGORY	CAREER HIGH	SEASON	CATEGORY	CAREER HIGH	SEASON
Games played	82	2016-17, 17-18	Game-winning goals	7	2017-18
Goals	41	2017-18	Overtime goals	2	2017-18
Assists	70	2016-17	Shots on net	274	2017-18
Points	108	2017-18	Hits	34	2016-17
Penalty minutes	26	2016-17, 17-18	Blocked shots	46	2017-18
Plus-minus	+27	2016-17	Takeaways	111	2017-18
Power play goals	5	2017-18	Faceoffs	1,268	2016-17
Power play points	27	2016-17	Faceoff wins	556	2016-17
Shorthanded goals	1	2016-17, 17-18			
Shorthanded points	4	2017-18			



TALBOT CAREER STATISTICS

SEASON	TEAM	LEAGUE	GP	W	L	OT/T	REGULAR SEASON				GP	W	L	PLAYOFFS			
							MIN	GA	SO	GAA				MIN	GA	SO	GAA
2000-01	Texas	NAHL	15	10	3	0	780	38	0	2.92	1	1	0	-	-	-	2.00
2001-02	USA U18	USNTDP	24	6	11	4	1344	79	4	3.53	-	-	-	-	-	-	-
2002-03	Michigan	CCHA	43	30	10	3	2548	99	0	2.33	-	-	-	-	-	-	-
2003-04	Michigan	CCHA	40	26	12	2	2340	87	0	2.23	-	-	-	-	-	-	-
2003-04	USA U20	WJC	6	6	0	0	360	8	2	1.33	Won gold medal						
2004-05	Michigan	CCHA	40	30	7	3	2359	99	0	2.52	-	-	-	-	-	-	-
2004-05	USA U20	WJC	6	3	4	0	393	22	0	3.36	Finished fourth overall						
2005-06	Hartford	AHL	40	23	9	2	2094	91	2	2.61	5	2	1	257	8	1	1.87
2005-06	Charlotte	ECHL	2	1	1	0	123	8	0	3.92	-	-	-	-	-	-	-
2006-07	Hartford	AHL	48	27	17	6	2557	98	6	2.30	7	3	4	391	20	1	3.07
2007-08	Hartford	AHL	31	16	8	0	1704	72	0	2.54	-	-	-	-	-	-	-
2007-08	San Antonio	AHL	14	8	6	1	789	34	1	2.59	1	0	1	59	4	0	4.04
2008-09	PHOENIX	NHL	29	7	17	0	1562	84	0	3.23	-	-	-	-	-	-	-
2008-09	San Antonio	AHL	5	3	1	0	260	9	1	2.08	-	-	-	-	-	-	-
2008-09	USA	WHC	1	1	0	0	60	2	0	2.00	Finished fourth overall						
2009-10	San Antonio	AHL	14	4	7	0	771	34	0	2.65	-	-	-	-	-	-	-
2010-11	NY ISLANDERS	NHL	21	11	8	0	1130	60	0	3.19	-	-	-	-	-	-	-
2010-11	San Antonio	AHL	20	18	9	5	1154	46	1	2.39	-	-	-	-	-	-	-
2010-11	USA	WHC	4	2	1	0	208	9	0	2.60	Finished eighth overall						
2011-12	NY ISLANDERS	NHL	31	9	11	5	1720	89	0	3.10	-	-	-	-	-	-	-
2012-13	WINNIPEG	NHL	7	5	3	1	352	17	1	2.91	-	-	-	-	-	-	-
2013-14	WINNIPEG	NHL	28	22	13	11	1541	59	2	2.30	-	-	-	-	-	-	-
2014-15	FLORIDA	NHL	20	13	6	9	977	49	0	3.01	-	-	-	-	-	-	-
2015-16	FLORIDA	NHL	25	22	10	10	1352	49	0	2.18	-	-	-	-	-	-	-
2016-17	MONTREAL	NHL	19	18	8	10	1125	50	2	2.67	-	-	-	-	-	-	-
2017-18	MONTREAL	NHL	4	3	2	1	223	14	0	3.77	-	-	-	-	-	-	-
2017-18	EDMONTON	NHL	9	5	2	4	470	23	0	2.94	-	-	-	-	-	-	-
NHL TOTALS			168	136	67	73	9170	405	7	2.65	-	-	-	-	-	-	-
NHL TOTALS - EDMONTON			9	2	2	2	469	23	0	2.94	-	-	-	-	-	-	-
AHL TOTALS			197	96	72	9	10607	473	9	2.68	13	5	6	707	32	2	2.71
ECHL TOTALS			2	1	1	0	123	8	0	3.92	-	-	-	-	-	-	-

AL MONTOYA | G

CATCHES: Left **HEIGHT:** 6'2" **WEIGHT:** 200 lbs

DOB: February 13, 1985 **BIRTHPLACE:** Chicago, IL **HOMETOWN:** Glenview, IL

BECAME AN OILER: Acquired in a trade with Montreal on Jan. 4, 2018

CONTRACT STATUS: Signed through 2018-19

NHL INFO: New York Rangers' first round selection, sixth overall, in the 2004 NHL Draft



2017-18 HIGHLIGHTS

His 13th NHL season and first with Edmonton... The Oilers are his seventh NHL organization... Posted his first win as an Oiler vs. ARI on Jan. 12, making 19 saves of 19 shots in relief of Cam Talbot... Made his Oilers debut in relief of Cam Talbot on Jan. 6 @ DAL... Started his first game of the season on Oct. 18 at LAK... Registered his first win of the season, stopping 25 shots and recorded an assist on Oct. 30 at OTT... Earned his second victory of the season on Nov. 4 at WPG... Acquired from Montreal in a trade on Jan. 4, in exchange for a conditional fourth round draft pick.

CAREER HIGHLIGHTS

2016-17: Played his first game and earned his first career win with the Canadiens on Oct. 13 at BUF... Earned his first career shutout and point (assist) with the Canadiens, setting a personal-high with 36 saves on Oct. 18 vs. PIT... Earned an assist on Nov. 13 at CHI... Stopped 31 shots for his fourth win of the season on Dec. 29 at FLA... Earned his second shutout of the season, stopping 32 shots on Feb. 5 vs. EDM... Signed a one-year free agent contract with Montreal on Jul. 16, 2016, then signed a two-year extension with Montreal through 2018-19 on Jan. 2, 2017. **2015-16:** Earned his 50th career win with Florida on Jan. 10 at EDM. **2014-15:** Made his first start of the season stopping 27 of 28 shots on Oct. 18 at WSH... Signed a two-year contract with Florida. **2013-14:** Earned a shutout in his first game of the season, making 24 saves on Oct. 13 vs. NJD... Had a six-game winning streak from Nov. 27 to Dec. 31... Led Jets goalies (with 20+ games) in goals against average (2.30) and save percentage (.920). **2012-13:** Made 33 saves to record the only shutout for the Jets in 2012-13 on Feb. 9 at OTT... Made the most saves in one game by a Jets goaltender in 2012-13 (39) on Mar. 28 at PIT... Signed a two-year contract with Winnipeg. **2011-12:** Was the Islanders opening-night starting goaltender on Oct. 8 vs. FLA... Earned his first win in his second-straight start on Oct. 10 vs. MIN... Made a career-high 47 saves on 51 shots on Nov. 10 at COL. **2010-11:** Made his NYI debut in relief on Feb. 13 at BUF, earning the win... Posted a 35-save shutout in his first start on Feb. 19 vs. LAK... Led Islanders goalies in wins (9) and goals against average (2.39) in 20 appearances as a rookie after being acquired from PHX on Feb. 9. **2008-09:** Recorded a shutout in his NHL debut on Apr. 1, making 23 saves vs. COL in 3-0 win... Became the first goalie in PHX franchise history to record a shutout in his NHL debut... Made 40 saves in a 4-1 win on Apr. 9 at SJS... **MINOR PROFESSIONAL:** Appeared in 196 AHL games over six seasons, with Hartford and San Antonio... Played in the 2006 AHL All-Star Game... Made his 4,000th AHL save on Nov. 24, 2009 vs. Milwaukee... **2007-08:** Made 31 stops in his first shutout of season on Mar. 29 vs. Peoria... **2006-07:** Earned Rbk X-Pulse/AHL Goaltender of the Month honors for the month of February (5-2-0, 1.37 goals against average, .946 save percentage, 1 shutout)... Finished tied for third in AHL in shutouts with 6 (one off the league lead), fifth in goals against average and tied for fifth in wins... **2005-06:** Earned the win in his pro debut on Oct. 8 vs. Manchester (22 saves)... Set a Hartford single-game record with 51 saves on Oct. 29 vs. Bridgeport (3-2 win)... Registered his first shutout on Jan. 13 vs. Hershey, making 31 saves and contributing 2 assists... Played for the Planet USA All-Stars in the 2006 Rbk Hockey AHL All-Star Classic in Winnipeg on Feb. 1... Had an All-Star rookie AHL season with Hartford, posting a 23-9-1 record with a 2.61 goals against average and a .907 save percentage. **AMATEUR:** Played for the University of Michigan Wolverines from 2002-05... Helped Michigan capture two NCAA Championships (2003, 2005)... Named to the NCAA Second All-American Team in 2004... Named to the NCAA All-Rookie Team in 2002-03... Played for the NAHL's Texas Tornado in 2001-02. **INTERNATIONAL:** Played for the U.S. internationally on four occasions, at two World Hockey Championships (2009, 2011) and two World Junior Hockey Championships (2004, 2005)... Helped the U.S. win its first World Junior Championship gold medal in 2004, where he was named top goaltender and voted to the tournament all-star team.

SHOOTOUTS

NAME	2017-18						CAREER					
	W	L	W%	SA	SVS	SV%	W	L	W%	SA	SVS	SV%
Shootouts	1	0	1.000	3	2	.667	5	10	.333	56	32	.571
MOST RECENTLY	DATE		OPP		SH		SV		RES		W	
	42/25/18		vs. ANA		3		2					

PENALTY SHOTS

NAME	2017-18			CAREER		
	PS	SVS	%	PS	SVS	%
Penalty Shots	0	0	0.000	4	4	1.000
MOST RECENTLY	DATE	OPP	SHOOTER	RESULT		
	3/5/16	vs. ARI	A. Duclair	SV		

OILER FIRSTS

FIRSTS	DATE	GAME				
First GP	1/12/18	EDM	4	@	COL	2 19 SVS
First Win	1/12/18	EDM	4	@	COL	2 19 SVS
First Shutout	n/a					

NHL FIRSTS

FIRSTS	DATE	GAME				
First GP	4/1/09	PHX	3	@	COL	0 23 SVS, 0 GA
First Win	4/1/09	PHX	3	@	COL	0 23 SVS, 0 GA
First Shutout	4/1/09	PHX	3	@	COL	0 23 SVS, 0 GA

MOSTS

MOSTS		MOST RECENTLY						
CATEGORIES	MOST	DATE	TEA	GF		OPP	GA	DETAILS
Shots faced	51 (1X)	11/10/11	NYI	3	vs.	COL	4	(OT)
Shots faced (PO)	n/a							
Saves	47 (1X)	11/10/11	NYI	3	vs.	COL	4	(OT)
Saves (PO)	n/a							
Goals against	10 (1X)	11/4/16	MTL	0	vs.	CBJ	10	
Career shutouts	7	2/5/17	MTL	0	vs.	EDM	1	(SO)/ 32 SVS

STREAKS

LONGEST PERSONAL STREAKS	MOST RECENTLY				DETAILS
	START	TO	END		
Win streak	6 (1X)	11/27/13	TO	12/31/13	
Without reg. loss	7 (1X)	11/18/13	TO	12/31/13	
Losing streak	3 (2X)	11/4/16	TO	11/18/16	
Winless streak	5 (1X)	11/4/16	TO	12/23/16	

CAREER HIGHS (ONE SEASON)

CATEGORY	CAREER HIGH	SEASON	CATEGORY	CAREER HIGH	SEASON
Games played	31	2011-12	Saves	743	2011-12
Minutes played	1,720	2011-12	Shutouts	2	2013-14, 16-17
Wins	13	2013-14	Save percentage	0.832	2010-11
Shots faced	832	2011-12			



NUGENT-HOPKINS CAREER STATISTICS

SEASON	TEAM	LEAGUE	GP	REGULAR SEASON				PIM	+/-	PLAYOFFS					
				G	A	PTS				GP	G	A	PTS	PIM	+/-
2008-09	Red Deer	WHL	5	2	4	6		0	-6	-	-	-	-	-	-
2009-10	Red Deer	WHL	67	24	41	65		28	-4	4	0	2	2	0	-2
2010-11	CAN U18	HLINKA	5	5	2	7		6	8	Won gold medal					
2010-11	Red Deer	WHL	69	31	75	106		51	30	9	4	7	11	6	-3
2011-12	EDMONTON	NHL	62	18	34	52		16	-2	-	-	-	-	-	-
2011-12	Canada	WHC	8	4	2	6		4	2	Finished fifth overall					
2012-13	EDMONTON	NHL	40	4	20	24		8	3	-	-	-	-	-	-
2012-13	Oklahoma City	AHL	19	8	12	20		6	7	-	-	-	-	-	-
2012-13	CAN U20	WJC	6	4	11	15		4	6	-	-	-	-	-	-
2013-14	EDMONTON	NHL	80	19	37	56		26	-12	-	-	-	-	-	-
2014-15	EDMONTON	NHL	76	24	32	56		25	-12	-	-	-	-	-	-
2015-16	EDMONTON	NHL	55	12	22	34		18	-9	-	-	-	-	-	-
2016-17	North America	WCOH	3	1	2	3		2	1	Finished fifth overall					
2016-17	EDMONTON	NHL	82	18	25	43		29	-10	13	0	4	4	2	-3
2017-18	EDMONTON	NHL	62	24	24	48		20	10	-	-	-	-	-	-
2017-18	Canada	WHC	10	5	3	8		2	5	Finished fourth overall					
NHL TOTALS			457	119	194	313		142	-32	13	0	4	4	2	-3
AHL TOTALS			19	8	12	20		6	7	-	-	-	-	-	-

RYAN NUGENT-HOPKINS | C/LW

SHOOTS: Left **HEIGHT:** 6'0" **WEIGHT:** 184 lbs


DOB: April 12, 1993 **BIRTHPLACE:** Burnaby, BC **HOMETOWN:** Burnaby, BC

BECAME AN OILER: Edmonton's first round, first overall, in the 2011 NHL Draft

CONTRACT STATUS: Signed through 2020-21

NHL INFO: Edmonton's first round, first overall, in the 2011 NHL Draft

 @rn_h_93



2017-18 HIGHLIGHTS

His seventh NHL season, all with Edmonton... His fifth season as an alternate captain... The Oilers nomination for the King Clancy Memorial Trophy, which is awarded to the player that best exemplifies leadership qualities and has given back to the community... Ranked third in team scoring and goals scored, with 48 points and 24 goals, despite missing a total of 20 games to injury... Matched his career-high with 24 goals... Had 12 multiple-point games, including two three-point games: Dec. 29 vs. CHI (1G, 2A) and Mar. 22 @ OTT (1G, 2A)... Had two game-winning goals on Nov. 28 vs. ARI (OT) and on Mar. 22 @ OTT... Posted a +4 plus-minus rating on Mar. 22 @ OTT, tying the team season-high... Reached a season-high 22:29 in ice-time on Mar. 13 @ CGY... Registered his 300th career point on Mar. 10 vs. MIN, one of eight players in franchise history to reach 300 points before the age of 25 years old... Had a season-high seven shots on net on Dec. 10 @ TOR... Missed 18 games due to an upper body injury... Scored his 100th career NHL goal on Nov. 1 vs. PIT... Played in 400th career NHL game on Oct. 17 vs. CAR... Played for Canada at the 2018 World Hockey Championship in Denmark, finishing fourth overall.

CAREER HIGHLIGHTS

2016-17: One of six Oilers to appear in all 82 games of the regular season... Had four game-winning goals, including one overtime goal... One of only four Oilers to reach 200 shots on net... Ranked third on the team with 48 takeaways... Led the team in faceoffs (1,268) and faceoff wins (556). **PLAYOFFS:** Had four takeaways on Apr. 14 in Game 2 of the first round vs. San Jose... Won 12/19 faceoffs (63.1%) in Game 6 of the conference semi-finals vs. Anaheim, on May 7. **2015-16:** Missed 27 games due to injury... **2014-15:** Matched his career-best with 56 points... Represented Oilers at 2015 NHL All Star Game... Scored his second career hat trick and posted four points (3G, 1A) on Mar. 8, 2015 at CAR... Named alternate captain. **2013-14:** Posted career highs in points (56), assists (37), power play goals (6), shots (178) and tied a career high in goals (19)... **2011-12:** A finalist for the Calder Memorial Trophy in 2011-12... Named to the 2012 NHL All-Rookie Team... Finished the season tied for 1st in NHL rookie scoring and 3rd in team scoring... Named NHL Rookie of the Month in October and November... Posted 5 assists on Nov. 19, 2011 vs. CHI (1st rookie since John Tavares to record 5 points and 1st 18-year-old in NHL history to record 5 assists)... Scored a goal in his first NHL game, on Oct. 9 vs. Pittsburgh. **AMATEUR:** Played two seasons with the WHL's Red Deer Rebels... Named to 2010-11 WHL East First All-Star Team... Led Red Deer in scoring in 2010-11... Named the WHL Rookie of the Year in the WHL in 2009-10... Red Deer's first round selection, first overall, in the 2008 WHL Bantam Draft. **INTERNATIONAL:** Represented Team North America at the 2016 World Cup of Hockey... Played for Team Canada at the 2013 World Junior Hockey Championship, where he served as the captain and led the team in scoring... Was named top forward and voted to the tournament all-star team at the 2013 World Junior Hockey Championship... Won a gold medal with Canada's National Under-18 Team at the 2010 Ivan Hlinka Memorial Tournament in which he served as an alternate captain on the team... Scored the only goal in the championship game at the Hlinka Memorial Tournament (now known as the Hlinka Gretzky Cup).

SHOOTOUTS/ PENALTY SHOTS

NAME	2017-18			CAREER		
	G	A	%	G	A	%
Shootouts	2	3	66.7	7	22	31.8
Penalty Shots	0	0	n/a	0	0	n/a

OILER FIRSTS

FIRSTS	DATE	GAME	
First GP:	10/9/11	EDM 2 vs. PIT 1	17:04 TOI, 1G
First Assist:	10/17/11	EDM 3 vs. NSH 1	1A
First Goal:	10/9/11	EDM 2 vs. PIT 1	1G
First Goal details:	vs. Brent Johnson @ 15:05 of period 3		

NHL FIRSTS

FIRSTS	DATE	GAME	
First GP:	10/9/11	EDM 2 vs. PIT 1	17:04 TOI, 1G
First Assist:	10/17/11	EDM 3 vs. NSH 1	1A
First Goal:	10/9/11	EDM 2 vs. PIT 1	1G
First Goal details:	vs. Brent Johnson @ 15:05 of period 3		

MOSTS

CATEGORIES	MOST	DATE	TEA	GF	OPP	GA	DETAILS
Goals	3 (2X)	3/8/15	EDM	4	@	CAR	3G, 1A
Assists	5 (1X)	11/19/11	EDM	9	vs.	CHI	2 5A
Points	5 (1X)	11/19/11	EDM	9	vs.	CHI	2 5A
Shots on goal	8 (X)	4/22/14	EDM	4	@	VAN	5 (SO)
Penalty minutes	7 (1X)	2/11/17	EDM	1	vs.	CHI	5
Hat tricks	2	3/8/15	EDM	4	@	CAR	7
Multi-point games	68	4/7/18	EDM	3	vs.	VAN	2 (SO)/ 1G, 1A

STREAKS

LONGEST PERSONAL STREAKS	MOST RECENTLY	START	TO	END	DETAILS
Goals	3 (2X)	3/18/15	TO	3/23/15	4G
Assists	3 (8X)	3/23/17	TO	3/28/17	4A
Points	6 (1X)	11/28/11	TO	12/9/11	3G, 5A

CAREER HIGHS (ONE SEASON)

CATEGORY	CAREER HIGH	SEASON	CATEGORY	CAREER HIGH	SEASON
Games played	82	2016-17	Game-winning goals	4	2016-17, 13-14
Goals	24	2014-15, 17-18	Overtime goals	1	4X (incl. 2017-18)
Assists	37	2013-14	Shots on net	200	2016-17
Points	56	2014-15, 13-14	Hits	92	2014-15
Penalty minutes	29	2016-17	Blocked shots	39	2017-18
Plus-minus	+10	2017-18	Takeaways	63	2013-14
Power play goals	6	2013-14	Faceoffs	1,356	2014-15
Power play points	23	2011-12	Faceoff wins	620	2014-15
Shorthanded goals	2	2017-18			
Shorthanded points	3	2017-18			



NURSE CAREER STATISTICS

SEASON	TEAM	LEAGUE	GP	REGULAR SEASON					PIM	+/-	PLAYOFFS					
				G	A	PTS					GP	G	A	PTS	PIM	+/-
2010-11	St. Michael's	OJHL	2	0	0	0		4		-	-	-	-	-	-	-
2011-12	Sault Ste. Marie	OHL	53	1	9	10		61		-15	-	-	-	-	-	-
2011-12	CAN U18	WU18	7	0	0	0		14		4	Won a bronze medal					
2012-13	CAN U18	HLINKA	5	0	0	0		4		2	Won a gold medal					
2012-13	Sault Ste. Marie	OHL	68	12	29	41		116		15	6	1	3	4	6	-1
2013-14	Sault Ste. Marie	OHL	64	13	37	50		91		1	9	3	5	8	12	-2
2013-14	Oklahoma City	AHL	4	0	1	1		0		-1	3	0	1	1	7	1
2014-15	EDMONTON	NHL	2	0	0	0		0		-2	-	-	-	-	-	-
2014-15	Sault Ste. Marie	OHL	36	10	23	33		58		18	14	3	5	8	26	9
2014-15	Oklahoma City	AHL	0	0	0	0		0		0	4	0	4	4	4	3
2014-15	CAN U20	WJC	7	0	1	1		6		8	Won a gold medal					
2015-16	EDMONTON	NHL	69	3	7	10		60		-13	-	-	-	-	-	-
2015-16	Bakersfield	AHL	9	0	2	2		7		2	-	-	-	-	-	-
2016-17	EDMONTON	NHL	44	5	6	11		33		0	13	0	2	2	6	0
2016-17	EDMONTON	NHL	82	6	20	26		67		15	-	-	-	-	-	-
2016-17	Canada	WHC	10	0	1	1		4		-1	Finished fourth overall					
NHL TOTALS			197	14	33	47		160		0	13	0	2	2	6	0
AHL TOTALS			13	0	3	3		7		1	7	0	5	5	11	4

DARNELL NURSE | D

SHOOTS: Left **HEIGHT:** 6'4" **WEIGHT:** 221 lbs

DOB: February 4, 1995 **BIRTHPLACE:** Hamilton, ON **HOMETOWN:** Hamilton, ON

BECAME AN OILER: Edmonton's first round selection, seventh overall, in the 2013 NHL Draft

CONTRACT STATUS: Signed through 2019-20. Signed a two-year contract with the Oilers on Sept. 17, 2018

NHL INFO: Edmonton's first round selection, seventh overall, in the 2013 NHL Draft

 @drtwofive

 drtwofive

25

2017-18 HIGHLIGHTS

His third full NHL season, all with Edmonton... Set career highs with 82 games, six goals, 20 assists and 26 points... Led Oilers defencemen in scoring with 26 points in 82 games... Had the second best plus-minus rating with the Oilers, at +15... Also ranked second in average time-on-ice, with 22:15... Ranked second on the team with 153 blocked shots, and ranked third with 161 hits... Led Oilers defencemen with 28 takeaways... Led the team in shorthanded time on ice, 182:50... Scored the first two game-winning goals of his NHL career... One of four players to appear in all 82 regular season games... Had six multiple-point games, giving him seven in his career... Had a season-high six shots on net on Apr. 7 vs. VAN... Posted the first three-point game (3A) of his NHL career on Mar. 22 @ OTT... Reached a season-high 27:22 in ice-time on Mar. 20 @ CAR, reaching 25+ minutes in a total of 14 games... Became the 16th defenceman in franchise history to score an overtime game-winning goal on Jan. 13 @ VGK... Had four two-point games in 2017-18, giving him six career multi-point games... Played for Canada at the 2018 World Hockey Championship in Denmark, finishing fourth overall.

CAREER HIGHLIGHTS

2016-17: Appeared in 44 games, posting 11 points (5G, 6A) and 33 penalty minutes... Scored a career-high five goals, despite missing almost half of the season because of an injury... Posted the first two multiple point games of his NHL career with two points vs. Boston on Mar. 16 and at Los Angeles on Apr. 4... Played his 100th career NHL game on Mar. 7 vs. NYI... Returned to action on Feb. 26 at Nashville... Had a career-high six hits in ice-time (25:56) on Dec. 21 vs. WPG... Missed 37 games due to a lower body injury. **PLAYOFFS:** Had a personal playoff high 29:44 of ice-time on May 5 at Anaheim... Had a season-high six hits on May 10 at Anaheim and on Apr. 30 vs. Anaheim. **2015-16:** Ranked second on the Oilers, while leading the defencemen in hits (160) in his rookie season... Ranked second on the team with 103 blocked shots... Had a career-high in ice-time (25:56) on Dec. 21, 2015 vs. WPG. **2014-15:** Appeared in his first two NHL games with Edmonton in 2014-15, before being assigned to Sault Ste. Marie (OHL). **MINOR PROFESSIONAL:** Started the 2015-16 season with Bakersfield (AHL), appearing in nine games, posting two assists, before being recalled to Edmonton. **AMATEUR:** Played with the OHL's Sault Ste. Marie Greyhounds from 2011-14... Named to the OHL Second All-Star Team in 2014-15 and the Third All-Star Team in 2013-14... Named the OHL Scholastic Player of the Year in 2013... Named to the OHL Second All-Star Team in 2011-12... Sault Ste. Marie's first round selection, third overall, in the 2011 OHL Priority Selection. **INTERNATIONAL:** Won gold with Canada at the 2015 World Junior Hockey Championship in Montreal/ Toronto, where he was named Player of the Game in the gold medal game... Helped Canada's National Under-18 Team capture the 2012 Ivan Hlinka Memorial... Won a bronze medal with Canada at the 2012 U18 World Hockey Championship, where he was one of four underage players... Won a bronze medal with Team Ontario at the 2011 World Under-17 Hockey Challenge in B.C.

SHOOTOUTS/ PENALTY SHOTS

NAME	2017-18			CAREER		
	G	A	%	G	A	%
Shootouts	0	0	0.0	0	0	0.0
Penalty Shots	0	0	0.0	0	0	0.0

OILER FIRSTS

FIRSTS	DATE	GAME
First GP:	10/14/14	EDM 1 @ LAK
First Assist:	10/29/15	EDM 4 vs. MTL
First Goal:	10/27/15	EDM 3 @ MIN
First Goal details:	vs. Devan Dubnyk @ 3:38 of period 3	

NHL FIRSTS

FIRSTS	DATE	GAME
First GP:	10/14/14	EDM 1 @ LAK
First Assist:	10/29/15	EDM 4 vs. MTL
First Goal:	10/27/15	EDM 3 @ MIN
First Goal details:	vs. Devan Dubnyk @ 3:38 of period 3	

MOSTS

CATEGORIES	MOST	MOST RECENTLY					DETAILS
		DATE	TEA	GF	OPP	GA	
Goals	2 (1X)	1/12/18	EDM	@	ARI		
Assists	3 (1X)	3/22/18	EDM	@	CBJ		3A
Points	3 (1X)	3/22/18	EDM	@	CBJ		3A
Shots on goal	7 (2X)	11/17/17	EDM	2 @	LAK	4	
Penalty minutes	9 (1X)	2/4/16	EDM	7 @	OTT	2	
Hat tricks	0						
Multi-point games	8	3/22/18	EDM	@	CBJ		3A

STREAKS

LONGEST PERSONAL STREAKS		MOST RECENTLY			DETAILS
		START	TO	END	
Goals	2 (2X)	1/12/18	TO	1/13/18	3G, 1A
Assists	2 (3X)	3/17/18	TO	3/18/18	2A
Points	3 (1X)	11/18/17	TO	11/22/18	2G, 1A

CAREER HIGHS (ONE SEASON)

CATEGORY	CAREER HIGH	SEASON	CATEGORY	CAREER HIGH	SEASON
Games played	82	2017-18	Game-winning goals	2	2017-18
Goals	6	2017-18	Overtime goals	1	2017-18
Assists	20	2017-18	Shots on net	194	2017-18
Points	26	2017-18	Hits	161	2017-18
Penalty minutes	67	2017-18	Blocked shots	153	2017-18
Plus-minus	+15	2017-18	Takeaways	28	2017-18
Power play goals	-	-	Faceoffs	-	-
Power play points	1	2015-16	Faceoff wins	-	-
Shorthanded goals	-	-			
Shorthanded points	1	2015-16			



PULJUJARVI CAREER STATISTICS

SEASON	TEAM	LEAGUE	REGULAR SEASON						PLAYOFFS					
			GP	G	A	PTS	PIM	+/-	GP	G	A	PTS	PIM	+/-
2013-14	Karpat	FIN Jr. A	18	12	11	23	4	15	12	7	0	7	2	-4
2014-15	FIN U18	HLINKA	4	3	2	5	4	0	Finished fourth overall					
2014-15	Karpat	SM-Liiga	24	4	7	11	10	4	-	-	-	-	-	-
2014-15	Hokki	Mestis	15	8	5	13	8	9	3	0	1	1	0	-1
2014-15	Karpat	FIN Jr. A	11	12	6	18	10	6	5	2	1	3	4	-2
2014-15	FIN U18	WU18	7	2	5	7	4	5	Won silver medal					
2014-15	FIN U20	WJC	5	0	0	0	0	0	Finished seventh overall					
2015-16	Karpat	SM-Liiga	50	13	15	28	22	5	10	4	5	9	2	-3
2015-16	FIN U18	WU18	4	5	2	7	2	2	Won gold medal					
2015-16	FIN U20	WJC	7	5	12	17	0	8	Won gold medal					
2016-17	EDMONTON	NHL	28	1	7	8	10	5	-	-	-	-	-	-
2016-17	Bakersfield	AHL	39	12	16	28	10	-2	-	-	-	-	-	-
2016-17	Finland	WHC	8	0	0	0	4	0	Finished fourth overall					
2017-18	EDMONTON	NHL	65	12	8	20	14	-1	-	-	-	-	-	-
2017-18	Bakersfield	AHL	10	1	4	5	4	-2	-	-	-	-	-	-
NHL TOTALS			93	13	15	28	24	4	-	-	-	-	-	-
AHL TOTALS			49	13	20	33	14	-4	-	-	-	-	-	-
SM-LIIGA TOTALS			71	17	22	39	32	9	10	4	5	9	2	-3

JESSE PULJUJARVI | RW

SHOOTS: Right **HEIGHT:** 6'4" **WEIGHT:** 201 lbs

DOB: May 7, 1998 **BIRTHPLACE:** Alvkärleby, Sweden **HOMETOWN:** Tornio, Finland

BECAME AN OILER: Edmonton's first round pick, fourth overall, in the 2017 NHL Draft

CONTRACT STATUS: Signed through 2018-19

NHL INFO: Edmonton's first round pick, fourth overall, in the 2017 NHL Draft



2017-18 HIGHLIGHTS

His second NHL season, both with Edmonton... Set new career highs with 20 points, 12 goals, eight assists and 65 games played... Scored two game-winning goals (Dec. 16 @ MIN, Jan. 20 vs. VAN)... Posted the first three-point game (1G, 2A) of his career on Jan. 20 vs. VAN... Reached a season-high 20:24 in ice-time on Dec. 29 vs. CHI... Had a season-high seven shots on net twice, on Nov. 30 vs. TOR and on Dec. 27 @ WPG... Had his first two-goal NHL game on Dec. 2 at Calgary... Had five multiple-point games, including one three-point game and four two-point games... Had four points (1G, 3A) in 10 games with Bakersfield this season, leading the team with 31 shots on net... Started the season with Bakersfield (AHL), before being recalled on Nov. 10

CAREER HIGHLIGHTS

2016-17: Appeared in 28 games in his rookie NHL season, posting eight points, one goal, seven assists and 10 penalty minutes... Scored his first career NHL goal in his first career NHL game, on Oct. 12 vs. Calgary... Scored a goal in his first NHL game on Oct. 12 vs. CGY... Was the youngest player to start the season on an NHL roster and finished as the third youngest to appear in an NHL game this past season... Had a season high seven shots on net vs. Toronto on Nov. 1... Assigned to Bakersfield (AHL) on Jan. 9. **MINOR PROFESSIONAL:** In 39 games with Bakersfield (AHL) in 2016-17, he posted 28 points, 12 goals, 16 assists and 10 penalty minutes. **EUROPE:** Joined Kärpät in the SM-Liiga, Finland's top professional league, as a 16 year old, in 2014-15... In his first full season in the SM-Liiga, 2015-16, he posted 28 points (13G, 15A) and added four goals in the playoffs. **INTERNATIONAL:** Has played for Finland in five world championships at various age levels... Played for Finland at the 2017 IIHF World Hockey Championship in Cologne, Germany and Paris, France... Won gold with Finland at the 2016 World Junior Hockey Championship, leading the tournament in scoring and being named Most Valuable Player... Also won gold with Finland's National Under-18 Team in 2016, where he was named to the tournament all-star team. **NOTES:** Born in Sweden to Finnish parents, he has both Finnish and Swedish citizenship, but competes internationally for Finland.

SHOOTOUTS/ PENALTY SHOTS

NAME	2017-18			CAREER		
	G	A	%	G	A	%
Shootouts	0	0	0.0	0	0	0.0
Penalty Shots	0	0	0.0	0	0	0.0

OILER FIRSTS

FIRSTS	DATE	GAME	
First GP:	10/12/16	EDM 7 vs. CGY 4	12:52TOI, 1G
First Assist:	10/26/16	EDM 4 vs. WSH 4	1A
First Goal:	10/12/16	EDM 7 vs. CGY 4	1G
First Goal details:	vs. Brian Elliott @ 9:00 of period 3		

NHL FIRSTS

FIRSTS	DATE	GAME	
First GP:	10/12/16	EDM 7 vs. CGY 4	12:52TOI, 1G
First Assist:	10/26/16	EDM 4 vs. WSH 4	1A
First Goal:	10/12/16	EDM 7 vs. CGY 4	1G
First Goal details:	vs. Brian Elliott @ 9:00 of period 3		

MOSTS

CATEGORIES	MOST	MOST RECENTLY					DETAILS
		DATE	TEA	GF	OPP	GA	
Goals	2 (1X)	12/2/17	EDM	@	CGY		2G
Assists	2 (2X)	1/20/18	EDM	@	CAR		1G, 2A
Points	3 (1X)	1/20/18	EDM	@	CAR		1G, 2A
Shots on goal	7 (3X)	12/27/17	EDM	@	WPG		
Penalty minutes	4 (1X)	12/8/18	EDM	@	PHI		
Hat tricks	0						
Multi-point games	6	3/20/18	EDM	@	CAR		1G, 1A

STREAKS

LONGEST PERSONAL STREAKS		MOST RECENTLY			DETAILS
		START	TO	END	
Goals	2 (1X)	12/27/17	TO	12/29/17	2G, 1A
Assists	2 (1X)	11/19/16	TO	11/21/16	3A
Points	2 (3X)	2/25/18	TO	2/27/18	1G, 1A

CAREER HIGHS (ONE SEASON)

CATEGORY	CAREER HIGH	SEASON	CATEGORY	CAREER HIGH	SEASON
Games played	65	2017-18	Game-winning goals	2	2017-18
Goals	12	2017-18	Overtime goals	-	-
Assists	8	2017-18	Shots on net	136	2017-18
Points	20	2017-18	Hits	67	2017-18
Penalty minutes	14	2017-18	Blocked shots	23	2017-18
Plus-minus	+5	2016-17	Takeaways	27	2017-18
Power play goals	2	2017-18	Faceoffs	3	2017-18
Power play points	2	2017-18	Faceoff wins	-	-
Shorthanded goals	-	-			
Shorthanded points	-	-			

8



RATTIE CAREER STATISTICS

SEASON	TEAM	LEAGUE	REGULAR SEASON							PLAYOFFS					
			GP	G	A	PTS	PIM	+/-		GP	G	A	PTS	PIM	+/-
2008-09	Brooks	AJHL	2	0	0	0	0	0		2	0	1	1	0	0
2008-09	Portland	WHL	10	1	0	1	0	-3		-	-	-	-	-	-
2009-10	Portland	WHL	61	17	20	37	38	10		13	2	2	4	12	3
2010-11	Portland	WHL	67	28	51	79	55	20		21	9	13	22	22	11
2011-12	Portland	WHL	69	57	64	121	54	23		21	19	14	33	12	10
2012-13	Portland	WHL	62	48	62	110	27	56		21	20	16	36	17	14
2012-13	CAN U20	WJC	6	3	0	3	0	0		Finished fourth overall					
2012-13	Portland	MemCup	5	6	6	12	6	6		Finished second overall					
2013-14	Chicago	AHL	72	31	17	48	37	5		9	1	2	3	4	-5
2013-14	ST. LOUIS	NHL	1	0	0	0	0	-2		-	-	-	-	-	-
2014-15	Chicago	AHL	59	21	21	42	12	7		3	0	0	0	2	-3
2014-15	ST. LOUIS	NHL	11	0	2	2	2	0		-	-	-	-	-	-
2015-16	Chicago	AHL	62	17	29	46	28	-12		-	-	-	-	-	-
2015-16	ST. LOUIS	NHL	13	4	2	6	4	1		-	-	-	-	-	-
2016-17	Chicago	AHL	22	2	3	5	2	-1		9	2	2	4	14	-7
2016-17	ST. LOUIS	NHL	4	0	0	0	0	0		-	-	-	-	-	-
2016-17	CAROLINA	NHL	5	0	2	2	0	-2		-	-	-	-	-	-
2017-18	Bakersfield	AHL	53	21	22	43	24	-15		-	-	-	-	-	-
2017-18	EDMONTON	NHL	14	5	4	9	2	1		-	-	-	-	-	-
NHL TOTALS			48	9	10	19	8	-2		-	-	-	-	-	-
NHL TOTALS - EDMONTON			14	5	4	9	2	1		-	-	-	-	-	-
AHL TOTALS			268	92	92	184	103	-16		21	3	4	7	20	-15

TY RATTIE | RW

SHOOTS: Right **HEIGHT:** 6'0" **WEIGHT:** 183 lbs

DOB: February 5, 1993 **BIRTHPLACE:** Calgary, AB **HOMETOWN:** Airdrie, AB

BECAME AN OILER: Signed by the Oilers as a free agent on Jul. 1, 2017

CONTRACT STATUS: Signed through 2018-19; Signed a one-year extension with the Oilers on Apr. 14, 2018

NHL INFO: St. Louis' second round selection, 32nd overall, in the 2011 NHL Draft

 @TyRattie8

 tyrattie



2017-18 HIGHLIGHTS

His fifth NHL season and first with Edmonton... The Oilers are his third organization... Despite only appearing in 14 regular season games, he set career highs with nine points, five goals and four assists... Was recalled and appeared in the Oilers final 12 regular season games, posting nine points (5G, 4A)... Had three multiple-point games: Mar. 17 @ FLA (1G, 1A), Mar. 22 @ OTT (1G, 1A) and Apr. 5 vs. VGK (1G, 1A)... Scored the game-winning goal on Apr. 5 vs. VGK... Reached a season-high 19:21 in ice-time on Mar. 24 vs. LAK... Scored his first goal as an Oiler on Mar. 17 @ FLA, also registering a season-high six shots on net... Made his Oilers debut on Feb. 25 vs. ANA... Finished the season ranked second in scoring with Bakersfield (AHL), posting 43 points (21G, 22A) in only 53 games... Led Bakersfield with 157 shots on goal... Scored two shootout goals on three attempts while with Bakersfield... Played in the 2018 AHL All-Star Game.

CAREER HIGHLIGHTS

2016-17: Split the season between the NHL (St. Louis, Carolina) and the AHL's Chicago Wolves... Appeared in five games for Carolina before being placed on waivers on Feb. 19, when he was reclaimed by St. Louis... Started the season with St. Louis, before being placed on waivers for the first time on Jan. 3, 2017, when he was claimed by Carolina. **2015-16:** Appeared in 13 NHL games with St. Louis, posting his first career NHL goal on Jan. 12 vs. NJD. **2014-15:** Appeared in 11 games with St. Louis, posting his first career NHL assist on Feb. 5 @ BUF. **2013-14:** Made his NHL debut with St. Louis on Apr. 11 @ DAL. **MINOR PROFESSIONAL:** Has played parts of five seasons in the AHL, between Chicago and Bakersfield... Played in the 2017 AHL All-Star Classic... Led all AHL rookies with 31 goals in 2013-14. **AMATEUR:** Played four seasons (2009-13) with the WHL's Portland Winterhawks... Helped Portland capture the 2013 WHL Championship, winning WHL Playoff MVP honours... Named to the 2013 Memorial Cup All-Star Team... Named to the WHL West First All-Star Team in 2012 and the WHL West Second All-Star Team in 2013... Led the 2011 WHL Playoffs in scoring with 22 points (9G, 13A) in 21 games... Was selected second overall by Portland in the 2008 WHL Bantam Draft, behind only future Oiler teammate Ryan Nugent-Hopkins. **INTERNATIONAL:** Played for Canada at the 2013 World Junior Hockey Championship in Ufa, Russia, finishing fourth overall... Played for Team Pacific at the 2010 World Under-17 Hockey Challenge, leading the team in scoring with nine points (2G, 7A) in five games, finishing fifth overall.

SHOOTOUTS/ PENALTY SHOTS

NAME	2017-18			CAREER		
	G	A	%	G	A	%
Shootouts	0	0	0.0	0	0	0.0
Penalty Shots	0	0	0.0	0	0	0.0

OILER FIRSTS

FIRSTS	DATE	GAME
First GP:	2/25/18	EDM 6 @ ANA 5 (SO)/14:24 TOI
First Assist:	3/17/18	EDM 4 @ FLA 2 1G, 1A
First Goal:	3/17/18	EDM 4 @ FLA 2 1G, 1A
First Goal details:	vs. Roberto Luongo @ 19:10 of period 3	

NHL FIRSTS

FIRSTS	DATE	GAME
First GP:	4/11/14	STL 0 @ DAL 3 11:20 TOI
First Assist:	2/5/15	STL 3 @ BUF 0 1A
First Goal:	1/12/16	STL 5 vs. NJD 2 1G
First Goal details:	vs. Keith Kincaid @ 2:21 of period 3	

MOSTS

CATEGORIES	MOST	DATE	TEA	GF		OPP	GA	DETAILS
Goals	1 (9X)	4/5/18	EDM	4	vs.	VGK	3	1G, 1A
Assists	1 (10X)	4/5/18	EDM	4	vs.	VGK	3	1G, 1A
Points	2 (3X)	4/5/18	EDM	4	vs.	VGK	3	1G, 1A
Shots on goal	6 (1X)	3/17/18	EDM	4	vs.	FLA	4	
Penalty minutes	2 (4X)	3/17/18	EDM	4	vs.	FLA	4	
Hat tricks	0							
Multi-point games	3	4/5/18	EDM	4	vs.	VGK	3	1G, 1A

STREAKS

LONGEST PERSONAL STREAKS		START	TO	END	DETAILS
Goals	2 (2X)	3/17/18	TO	3/18/18	2G
Assists	2 (2X)	3/22/18	TO	3/24/18	1G, 2A
Points	3 (1X)	3/22/18	TO	3/25/18	2G, 2A

CAREER HIGHS (ONE SEASON)

CATEGORY	CAREER HIGH	SEASON	CATEGORY	CAREER HIGH	SEASON
Games played	14	2017-18	Game-winning goals	1	2017-18
Goals	5	2017-18	Overtime goals	-	-
Assists	4	2017-18	Shots on net	32	2017-18
Points	9	2017-18	Hits	14	2017-18
Penalty minutes	4	2015-16	Blocked shots	4 (3X)	2017-18
Plus-minus	1 (2X)	2017-18	Takeaways	4	2016-17
Power play goals	-	-	Faceoffs	-	-
Power play points	-	-	Faceoff wins	-	-
Shorthanded goals	-	-			
Shorthanded points	-	-			

22



RIEDER CAREER STATISTICS

SEASON	TEAM	LEAGUE	REGULAR SEASON						PLAYOFFS					
			GP	G	A	PTS	PIM	+/-	GP	G	A	PTS	PIM	+/-
2008-09	GER U18	WU18	6	1	3	4	8	-3	-	-	-	-	-	-
2009-10	Landshut	GER2	45	10	13	23	28	0	6	0	0	0	0	0
2009-10	GER U18	WU18 D1	5	6	1	7	12	8	-	-	-	-	-	-
2009-10	GER U20	WJC D1	5	4	2	6	0	7	-	-	-	-	-	-
2010-11	Kitchener	OHL	65	23	26	49	35	9	7	0	2	2	4	-1
2010-11	GER U18	WU18	3	3	0	3	0	1	-	-	-	-	-	-
2010-11	GER U20	WJC	6	1	1	2	0	-4	-	-	-	-	-	-
2011-12	Kitchener	OHL	60	42	43	85	25	22	16	13	14	27	4	6
2011-12	GER U20	WJC D1A	5	5	8	13	4	6	-	-	-	-	-	-
2012-13	Kitchener	OHL	52	27	29	56	12	9	9	2	10	12	4	2
2012-13	GER U20	WJC	6	3	2	5	0	-8	-	-	-	-	-	-
2013-14	Portland	AHL	64	28	20	48	10	-14	-	-	-	-	-	-
2013-14	Germany	WHC	7	1	0	1	0	-4	-	-	-	-	-	-
2014-15	ARIZONA	NHL	72	13	8	21	14	-19	-	-	-	-	-	-
2014-15	Portland	AHL	9	4	1	5	0	2	-	-	-	-	-	-
2014-15	Germany	WHC	7	0	3	3	0	1	-	-	-	-	-	-
2015-16	ARIZONA	NHL	82	14	23	37	10	-21	-	-	-	-	-	-
2015-16	Germany	WHC	4	1	1	2	0	-1	-	-	-	-	-	-
2016-17	ARIZONA	NHL	80	16	18	34	6	-8	-	-	-	-	-	-
2016-17	Team Europe	WCOH	6	0	1	1	0	0	-	-	-	-	-	-
2016-17	Germany	OGQ	3	1	2	3	0	3	-	-	-	-	-	-
2016-17	Germany	WHC	3	1	0	1	0	0	-	-	-	-	-	-
2017-18	ARIZONA	NHL	58	8	11	19	6	-11	-	-	-	-	-	-
2017-18	LOS ANGELES	NHL	20	4	2	6	0	-1	-	-	-	-	-	-
NHL TOTALS			312	55	62	117	36	-60	4	0	0	0	0	-1
AHL TOTALS			73	32	21	53	10	-12	-	-	-	-	-	-
GER2 TOTALS			45	10	13	23	28	0	6	0	0	0	0	0

TOBIAS RIEDER | RW


SHOOTS: Left **HEIGHT:** 5'11" **WEIGHT:** 186 lbs

DOB: January 10, 1993 **BIRTHPLACE:** Landshut, Germany **HOMETOWN:** Landshut, Germany

BECAME AN OILER: Signed by the Oilers as a free agent on Jul. 1, 2018

CONTRACT STATUS: Signed through 2018-19

NHL INFO: Edmonton's fourth round selection, 114th overall, in the 2011 NHL Draft

 [tobi_rieder](#)



2017-18 HIGHLIGHTS

His fifth NHL season, first with Los Angeles... This is his second stint with the Oilers and now has played with three organizations... Scored two goals on Mar. 22 @ COL, his first multi-point game with Los Angeles... Appeared in his 300th career NHL game on Mar. 13 at ARI... Made his debut with Los Angeles on Feb. 22 vs. DAL (12:19 TOI)... Acquired by Los Angeles in a trade with Arizona on Feb. 21 along with Scott Wedgewood in exchange for Darcy Kuemper... Recorded his 100th career NHL point, a goal, on Nov. 20 @ TOR... Began the season with ARI with a three-game point streak, from Oct. 5-10 (2G, 1A).

CAREER HIGHLIGHTS

2016-17: Established a new career high in goals (16)... Ranked tied for second on ARI in goals, fifth in points and second in shots (155) ... Scored 10 home goals, which were tied for second-most on the team... Finished second among Coyotes' forwards in TOI/G (17:18)... Led ARI forwards and was second on the team in SH TOI/G (2:21) and SH TOI (188:44)... Appeared in his 200th NHL game and scored a goal on Jan. 26 vs. VAN...

2015-16: Played in a career-high 82 games... Was one of two Coyotes to appear in all 82 games... Played in his 100th career NHL game on Dec. 8 at STL... Led all forwards on ARI with 189 shots and ranked second on the team. **2014-15:** His rookie NHL season... His 13 goals were tied for the most by a Coyotes rookie since the team arrived in ARI (Carcillo in 2007-08)... Led the team and NHL rookies in SHGs (3)... Tied for second on the team and ranked fourth among NHL rookies in shots (189)... Became the first rookie and just the second player in franchise history to score two SHGs in a game (Keith Tkachuk - Apr. 7, 1995)... Per Elias Sports Review, Rieder's two SHGs in 58 seconds were the fastest two SHGs ever scored by an NHL rookie... Made his NHL debut and scored his first career goal on Nov. 2 @ WSH. Acquired by Arizona in a trade with Edmonton on Mar. 29, 2013 in exchange for Kale Kessy. **MINOR PROFESSIONAL:** Appeared in 73 games over two seasons with the AHL's Portland Pirates, posting 53 points (32G, 21A)... Ranked third in points and second in goals with Portland in 2013-14. **AMATEUR:** Played with the OHL's Kitchener Rangers from 2010-13, serving as alternate captain in 2012-13... Led Kitchener in scoring in 2011-12 and in 2012-13... Kitchener's first round selection, fifth overall, in the 2010 CHL Import Draft. **INTERNATIONAL:** Has played for Germany in a total of eleven world championships at various levels... Played for Team Europe at the 2016 World Cup of Hockey, reaching the finals... Has played for Germany at four World Hockey Championships (2014, 2015, 2016, 2017), two World Junior Hockey Championships (2011, 2013), two World Junior D1A Hockey Championships (2010, 2012), one World U18 Hockey Championship (2009) and one World U18 D1 Hockey Championship (2010)... Won gold medals with Germany at the 2010 World U18 D1B Hockey Championship, the 2010 World Junior D1A Hockey Championship and the 2012 World Junior D1A Hockey Championship... Named one of Germany's top three players at the 2013 World Junior Hockey Championship... Played for Germany at the 2008 World Under-17 Hockey Challenge in Ontario.

SHOOTOUTS/ PENALTY SHOTS

NAME	2017-18			CAREER		
	G	A	%	G	A	%
Shootouts	1	0	0.0	3	0	0.0
Penalty Shots	0	0	0.0	0	0	0.0

NHL FIRSTS

FIRSTS	DATE	GAME
First GP:	11/2/14	ARI 6 @ WSH 5 11:30TOI, 1G
First Assist:	11/14/14	ARI 5 @ VAN 0 1A
First Goal:	11/2/14	ARI 6 @ WSH 5 1G
First Goal details:	vs. Justin Peters @ 15:33 of period 3	

MOSTS

CATEGORIES	MOST	MOST RECENTLY					
		DATE	TEA	GF	OPP	GA	DETAILS
Goals	2 (4X)	3/22/18	LAK	7	vs. COL	1	2G
Assists	3 (1X)	12/29/15	ARI	5	vs. CHI	7	3A
Points	3 (4X)	1/21/17	ARI	5	vs. TBL	3	1G, 2A
Shots on goal	8 (1X)	4/9/15	ARI	5	vs. VAN	0	
Penalty minutes	2 (18X)	1/6/18	ARI	1	vs. NYR	2	(SO)
Hat tricks	0						
Multi-point games	14	3/22/18	LAK		vs. COL		2G

STREAKS

LONGEST PERSONAL STREAKS	MOST RECENTLY			
	START	TO	END	DETAILS
Goals	2 (1X)	10/7/17	TO	10/10/17 2G
Assists	3 (3X)	2/12/18	TO	2/15/18 2G, 3A
Points	3 (7X)	2/12/18	TO	2/15/18 2G, 3A

CAREER HIGHS (ONE SEASON)

CATEGORY	CAREER HIGH	SEASON	CATEGORY	CAREER HIGH	SEASON
Games played	82	2015-16	Game-winning goals	1	3X
Goals	16	2016-17	Overtime goals	1	2016-17
Assists	23	2015-16	Shots on net	189	2014-15, 15-16
Points	37	2015-16	Hits	123	2014-15
Penalty minutes	14	2014-15	Blocked shots	43	2015-16
Plus-minus	-8	2016-17	Takeaways	40	2014-15
Power play goals	2	3X	Faceoffs	46	2017-18
Power play points	8	2015-16	Faceoff wins	22	2017-18
Shorthanded goals	3	2014-15			
Shorthanded points	3	2014-15			

4



RUSSELL CAREER STATISTICS

SEASON	TEAM	LEAGUE	REGULAR SEASON						PLAYOFFS					
			GP	G	A	PTS	PIM	+/-	GP	G	A	PTS	PIM	+/-
2003-04	Medicine Hat	WHL	55	4	15	19	30	-1	20	3	2	5	4	8
2003-04	CAN U17 Pacific	WU17	6	1	4	5	0	n/a	Won a silver medal					
2003-04	Medicine Hat	MemCup	4	0	0	0	0	0	Won a gold medal					
2004-05	CAN U18	U18 WCup	5	0	1	1	2	n/a	-					
2004-05	Medicine Hat	WHL	72	26	35	61	37	29	10	2	1	3	4	2
2005-06	Medicine Hat	WHL	55	14	33	47	18	8	13	4	8	12	11	5
2005-06	CAN U20	WJC	6	1	3	4	4	6	Won a gold medal					
2006-07	Medicine Hat	WHL	59	32	37	69	56	14	23	4	15	19	24	4
2006-07	Medicine Hat	MemCup	4	0	1	1	4	-1						
2006-07	CAN U20	WJC	6	4	2	6	0	3	Won a gold medal					
2007-08	COLUMBUS	NHL	67	2	8	10	14	-12	-	-	-	-	-	-
2008-09	COLUMBUS	NHL	66	2	19	21	28	-10	4	1	1	2	2	0
2008-09	Syracuse	AHL	14	3	5	8	0	-3	-	-	-	-	-	-
2009-10	COLUMBUS	NHL	70	7	15	22	32	3	-	-	-	-	-	-
2009-10	Canada	WHC	7	1	3	4	2	-2	Finished seventh overall					
2010-11	COLUMBUS	NHL	73	5	18	23	37	-9	-	-	-	-	-	-
2011-12	COLUMBUS	NHL	12	2	1	3	13	-1	-	-	-	-	-	-
2011-12	ST. LOUIS	NHL	43	4	5	9	12	13	9	0	3	3	5	3
2011-12	Canada	WHC	4	0	3	3	2	4	Finished fifth overall					
2012-13	TPS	SM-Liiga	15	2	12	14	8	-1	-	-	-	-	-	-
2012-13	ST. LOUIS	NHL	33	1	6	7	9	6	-	-	-	-	-	-
2013-14	CALGARY	NHL	68	7	22	29	15	-11	-	-	-	-	-	-
2014-15	CALGARY	NHL	79	4	30	34	17	18	11	2	5	7	7	-9
2015-16	CALGARY	NHL	51	4	11	15	8	-4	-	-	-	-	-	-
2015-16	DALLAS	NHL	11	0	4	4	2	-1	12	0	4	4	4	1
2016-17	EDMONTON	NHL	68	1	12	13	23	5	13	0	4	4	4	2
2017-18	EDMONTON	NHL	78	4	17	21	8	-7	-	-	-	-	-	-
NHL TOTALS			719	43	168	211	218	-10	49	3	17	20	22	-3
NHL TOTALS - EDMONTON			146	5	29	34	31	-2	13	0	4	4	4	2
AHL TOTALS			14	3	5	8	0	-3	-	-	-	-	-	-

KRIS RUSSELL | D

SHOOTS: Left **HEIGHT:** 5'10" **WEIGHT:** 170 lbs

DOB: May 2, 1987 **BIRTHPLACE:** Red Deer, AB **HOMETOWN:** Caroline, AB

BECAME AN OILER: Signed as an unrestricted free agent by the Oilers on Oct. 7, 2016

CONTRACT STATUS: Signed through 2020-21

NHL INFO: Columbus' third round selection, 67th overall, in the 2005 NHL Draft



2017-18 HIGHLIGHTS

His 11th NHL season and second with Edmonton... The Oilers are his fifth organization... Led the NHL with 223 blocked shots, reaching 200+ blocked shots for a fifth consecutive season... Over the past five seasons, Russell has led the NHL in blocked shots three times, finishing twice once and third once... Came within one game of matching his career-best of 79 games played... Reached a season-high 26:29 in ice-time on Apr. 2 @ MIN... Reached 20+ minutes played in 25 games... Played in his 700th NHL game on Feb. 20 vs. BOS... Played in his 100th game as an Oiler on Dec. 14... Had a season-high five shots on net on Dec. 12 vs. NSH... Posted his 200th career NHL point vs. TOR on Nov. 30... Posted his 27th career multi-point game against Vancouver, his first since 10/12/17 vs. CGY in the Oilers 2016-17 season opener, and first regular season game at Rogers Place.

CAREER HIGHLIGHTS

2016-17: Signed a four-year contract extension with Edmonton on June 23, 2017, through 2020-21... Led the Oilers and the NHL with 213 blocked shots and averaged blocked shots per game (3.1), marking the fourth consecutive season he has finished among the top three in the NHL... Only had three games all season in which he didn't post at least one blocked shot... Played his 600th career NHL game on Dec. 19 @ STL... Had a season-high nine blocked shots against SJS, on Apr. 6... Had a season-high 26:52 in ice-time on Dec. 9 at MIN. **PLAYOFFS:** Led the NHL playoffs in blocked shots with 54, through the end of the conference semi-finals... Led the team and tied for fourth in takeaways (9) in the same time period.

2015-16: Finished the season with Dallas, after being acquired from Calgary on Feb. 29, in exchange for Jyrki Jokipakka, Brett Pollock and a conditional draft pick. **2014-15:** Set a career-high with 34 points and 30 assists, in 79 games... **2013-14:** Scored his first goal with Calgary and added an assist (which tied a career-high in points in a game and was his 100th career point) and was a career-high +5 on Oct. 26... Finished second on Calgary and third in the NHL in blocked shots with 201... Acquired by Calgary from St. Louis on July 5, in exchange for a fifth round draft pick. **2012-13:** Appearing in 33 games with STL... Also played in 15 games for TPS of the Finnish SM-liiga league during the NHL lockout... **PLAYOFFS:** Played in nine games ranking second among Blues defencemen with three points (3A).

2010-11: Ranked second on the club in blocked shots (128). **2009-10:** Led club defencemen in goals (7), while ranking third in points (22)... Played the 200th game of his NHL career on Mar. 30 vs. Tampa. **2008-09:** Played the 100th game of his NHL career Jan. 30 vs. Ottawa. **PLAYOFFS:** Made his Stanley Cup Playoffs debut in Game 1 of the Western Conference Quarter-Finals Apr. 16 at Detroit... Recorded the first point of his playoffs career with an assist (Kristian Huselius goal) and scored his first goal in Game 4 of the Western Conference Quarter-Finals on Apr. 23 vs. Detroit (Chris Osgood)...

2007-08: First professional season with Columbus... Made his NHL debut and recorded his first NHL point with an assist (Rick Nash goal) on Oct. 5 vs. ANA... Scored the first two goals of his NHL career, including the game-winner, Jan. 22 at Dallas (Mike Smith). **AMATEUR:** Played with the WHL's Medicine Hat Tigers from 2003-2007, serving as team captain from 2005-07... Part of two WHL Championship teams in Medicine Hat, in 2004 and in 2007. **INTERNATIONAL:** Has played for Canada internationally at one U18 Junior World Cup (2004), two World Junior Hockey Championships (2006, 2007) and two World Hockey Championships, winning three gold medals. **NOTES:** Has a twin brother, Ryan, who was drafted by the New York Rangers and now scouts for the San Jose Sharks... His father, Doug 'Shakey', worked on Alberta's rodeo circuit as a bullfighter.

SHOOTOUTS/ PENALTY SHOTS

NAME	2017-18			CAREER		
	G	A	%	G	A	%
Shootouts	0	0	n/a	0	2	0.0
Penalty Shots	0	0	n/a	0	0	n/a

OILER FIRSTS

FIRSTS	DATE	GAME	
First GP:	10/12/16	EDM 7 @ ANA 4	14:24TOI, 2A
First Assist:	10/12/16	EDM 7 @ FLA 4	1G, 1A
First Goal:	2/22/17	EDM 4 @ FLA 3	1G, 1A
First Goal details:	vs. James Riemer @ 12:02 of period 3		

NHL FIRSTS

FIRSTS	DATE	GAME	
First GP:	10/05/07	CBJ 4 vs. ANA 0	1A, 5 SOG
First Assist:	10/05/07	CBJ 4 vs. ANA 0	
First Goal:	1/22/08	CBJ 4 @ DAL 2	2G
First Goal details:	vs. Mike Smith @ 14:26 of period 2		

MOSTS

CATEGORIES	MOST	DATE	TEA	GF	OPP	GA	DETAILS
Goals	2 (1X)	3/8/15	CGY	4	@	OTT	5 (SO)
Assists	3 (1X)	3/11/15	CGY	6	vs.	ANA	3
Points	3 (4X)	3/11/15	CGY	6	vs.	ANA	3A
Shots on goal	6 (2X)	1/21/13	STL	4	@	NSH	3 (SO)
Penalty minutes	12 (1X)	3/26/09	CBJ	5	vs.	CGY	0
Hat tricks	0						
Multi-point games	28	11/30/18	EDM	4	vs.	TOR	6 1G, 1A

STREAKS

LONGEST PERSONAL STREAKS	MOST RECENTLY			DETAILS
	START	TO	END	
Goals	2 (1X)	11/30/09	TO	12/1/09 2G, 1A
Assists	4 (1X)	10/19/14	TO	10/25/14 5A
Points	4 (4X)	3/6/15	TO	3/11/15 2G, 6A

CAREER HIGHS (ONE SEASON)

CATEGORY	CAREER HIGH	SEASON	CATEGORY	CAREER HIGH	SEASON
Games played	79	2014-15	Game-winning goals	1	7X
Goals	7	2009-10, 13-14	Overtime goals	1	3X
Assists	30	2014-15	Shots on net	111	2014-15
Points	34	2014-15	Hits	101	2009-10
Penalty minutes	34	2014-15	Blocked shots	283	2014-15
Plus-minus	+18	2014-15	Takeaways	51	2014-15
Power play goals	4	2013-14	Faceoffs	-	-
Power play points	14	2014-15	Faceoff wins	-	-
Shorthanded goals	-	-			
Shorthanded points	1	2010-11, 13-14			

2

SEKERA CAREER STATISTICS

SEASON	TEAM	LEAGUE	REGULAR SEASON						PLAYOFFS					
			GP	G	A	PTS	PIM	+/-	GP	G	A	PTS	PIM	+/-
2001-02	Dukla Trencin U20	SVK U20	52	5	10	15	10	n/a	-	-	-	-	-	-
2002-03	Dukla Trencin U20	SVK U20	48	9	15	24	20	n/a	-	-	-	-	-	-
2003-04	Dukla Trencin U20	SVK U20	45	5	12	17	16	n/a	2	0	1	1	4	0
2003-04	HK Dukla Trencin II	SVK 2	5	0	0	0	0	n/a	-	-	-	-	-	-
2003-04	HK Dukla Trencin	SVK	3	0	0	0	2	n/a	-	-	-	-	-	-
2003-04	SVK U18	WU18	6	1	1	2	18	0	Finished sixth overall					
2004-05	Owen Sound	OHL	51	7	21	28	18	9	6	0	4	4	4	3
2004-05	SVK U20	WJC	6	1	0	1	2	-3	Finished seventh overall					
2005-06	Owen Sound	OHL	51	21	34	55	54	15	11	5	8	13	9	1
2005-06	SVK U20	WJC	6	2	3	5	2	3	Finished eighth overall					
2006-07	BUFFALO	NHL	2	0	0	0	2	1	-	-	-	-	-	-
2006-07	Rochester	AHL	54	3	16	19	28	14	-	-	-	-	-	-
2007-08	BUFFALO	NHL	37	2	6	8	16	5	-	-	-	-	-	-
2007-08	Rochester	AHL	40	2	15	17	22	-3	-	-	-	-	-	-
2007-08	Slovakia	WHC	5	0	1	1	2	3	Finished 13th overall					
2008-09	BUFFALO	NHL	69	3	16	19	22	-11	-	-	-	-	-	-
2008-09	Slovakia	WHC	6	0	2	2	2	3	Finished 10th overall					
2009-10	BUFFALO	NHL	49	4	7	11	6	-1	6	0	0	0	7	2
2009-10	Slovakia	OG	7	1	0	1	0	-1	Finished fourth overall					
2009-10	Slovakia	WHC	6	0	2	2	2	-2	Finished 12th overall					
2010-11	BUFFALO	NHL	76	3	26	29	34	11	2	1	0	1	4	-1
2011-12	BUFFALO	NHL	69	3	10	13	18	3	-	-	-	-	-	-
2011-12	Slovakia	WHC	10	2	7	9	6	4	Won a silver medal					
2012-13	HC Slovan Bratislava	KHL	25	3	9	12	8	-1	-	-	-	-	-	-
2012-13	BUFFALO	NHL	37	2	10	12	4	-2	-	-	-	-	-	-
2012-13	Slovakia	WHC	8	1	1	2	2	0	Finished eighth overall					
2013-14	CAROLINA	NHL	74	11	33	44	20	4	-	-	-	-	-	-
2013-14	Slovakia	OG	4	0	2	2	0	-1	Finished 10th overall					
2014-15	CAROLINA	NHL	57	2	17	19	8	-7	-	-	-	-	-	-
2014-15	LOS ANGELES	NHL	16	1	3	4	6	4	-	-	-	-	-	-
2015-16	EDMONTON	NHL	81	6	24	30	12	-15	-	-	-	-	-	-
2015-16	Slovakia	WHC	7	3	1	4	6	2	Finished ninth overall					
2016-17	Team Europe	WCH	6	0	2	2	4	1	Finished second overall					
2016-17	EDMONTON	NHL	80	8	27	35	18	14	11	1	2	3	2	-1
2017-18	Team Europe	WCH	6	0	2	2	4	1	Finished second overall					
2017-18	Slovakia	WHC	80	8	27	35	18	14	11	1	2	3	2	-1
NHL TOTALS			683	45	187	232	172	-9	19	2	2	4	13	0
NHL TOTALS - EDMONTON			197	14	59	73	36	-16	11	1	2	3	2	-1
AHL TOTALS			94	5	31	36	50	11	-	-	-	-	-	1
KHL TOTALS			25	3	9	12	8	-1	-	-	-	-	-	-
SLOVAKIA TOTALS			3	0	0	0	2	0	-	-	-	-	-	-
SVK 2 TOTALS			5	0	0	0	0	0	-	-	-	-	-	-

ANDREJ SEKERA | D

SHOOTS: Left **HEIGHT:** 6'0" **WEIGHT:** 200 lbs

DOB: June 8, 1986 **BIRTHPLACE:** Bojnice, SVK **HOMETOWN:** Bojnice, SVK

BECAME AN OILER: Signed as an unrestricted free agent by the Oilers on July 1, 2015

CONTRACT STATUS: Signed through 2020-21

NHL INFO: Buffalo's third round selection, 71st overall, in the 2004 NHL Draft



2017-18 HIGHLIGHTS

His 12th NHL season and third with Edmonton... The Oilers are his fourth organization ... Had points in six of the last eight games of the season (6A) ... Had a season-high five blocked shots on Dec. 23 vs. MTL ... Reached a season-high in ice-time (22:05) on Mar. 31 @ CGY ... Played 20+ minutes in six games ... Had a season-high five shots on net on Mar. 3 vs. NYR ... His first season without a goal since his first season (2006-07), when he only appeared in two games ... Returned to play on Dec. 21 vs. STL, with no points and 16:10 in ice-time ... Missed the first 34 games of the season to injury, after suffering a lower body injury vs. ANA during the 2017 NHL playoffs.

CAREER HIGHLIGHTS

2016-17: Led Oilers defencemen with 27 assists and ranked second on the team in average ice-time (21:28)... Finished second on the team with 166 blocked shots, ranking ninth in the NHL... Matched a career-high with three points (1G, 2A) at Colorado on Mar. 23... Matched a career-high with two goals against San Jose on Jan. 26... Played as season-high 29:09 on Dec. 9, at Minnesota, also blocking eight shots, a season high... Reached 200 career NHL points on Dec. 6 at Buffalo. **2015-16:** His first season with the Oilers... Led the team's defencemen in points (30), goals (6) and assists (24)... Led the team with 156 blocked shots. **2013-14:** Set career highs in goals (11), assists (33) and points (44) with Carolina, also leading the team in average ice time per game (23:40) and blocked shots (127)... Named the Hurricanes' most valuable player by the Carolina chapter of the Professional Hockey Writers' Association... Acquired by Carolina on June 13 from Buffalo in exchange for Jamie McBain and a second-round pick. **2012-13:** Ranked third among Buffalo defencemen in average ice time per game (21:12) and blocked shots (73)... Played with the HC Slovan Bratislava in the KHL during the NHL lockout... **2011-12:** Played his 300th career NHL game on Apr. 3 vs. TOR. **2010-11:** Registered career highs in games played (76) and plus/minus (+11), totaling 29 points (3g, 23a) for Buffalo... Played his 200th NHL game on Jan. 15 at NYI (1/15). **PLAYOFFS:** Appeared in one playoff game for Buffalo, missing most of Buffalo's first-round series against the Flyers with an oblique strain. **2009-10:** Appeared in 49 games for the Sabres, earning 11 points (4g, 7a)... **PLAYOFFS:** Played in all six of Buffalo's playoff games vs. BOS... Made his Stanley Cup playoff debut on Apr. 15 in Game 1 vs. BOS. **2008-09:** Played his first full NHL season, totaling 19 points (3g, 16a) and 22 penalty minutes in 69 games... Appeared in his 100th NHL game on Mar. 25 vs. FLA. **2007-08:** Appeared in 37 games for Buffalo, earning eight points (2g, 6a) with a plus-5 rating... Recorded his first NHL point with an assist on Oct. 26 at FLA... Scored his first NHL goal on Nov. 28 vs. STL. **2006-07:** Made his NHL debut for Buffalo @ MTL on Dec. 9. **MINOR PROFESSIONAL:** Appeared in 94 games with the AHL's Rochester Americans over two seasons... **AMATEUR:** Played with the OHL's Owen Sound Attack from 2004-06... Tied for second among OHL defencemen in goals (21) and tied for eighth in points (55) in 2005-06... Won the Max Kaminsky Trophy as the OHL's most outstanding defenseman and was a first-team OHL All-Star in 2005-06. Owen Sound's first round selection, second overall, in the 2004 CHL Import Draft. **EUROPE:** Made his debut in Slovak Extraliga in 2003-04, playing three games for Trencin... Spent two full seasons playing for Trencin in the Slovakian Junior League, totaling 39 points (14g, 25a) in 100 games... **INTERNATIONAL:** Has played for Slovakia at six World Hockey Championships (2008, 2009, 2010, 2012, 2013, 2016) and two Olympic Games (2010, 2014)... Helped Team Europe reach the final in the 2016 World Cup of Hockey... Slovakia's team captain at the 2016 World Hockey Championship... Won a silver medal with Slovakia at the 2012 World Hockey Championship.

SHOOTOUTS/ PENALTY SHOTS

NAME	2017-18			CAREER		
	G	A	%	G	A	%
Shootouts	0	0	n/a	0	0	n/a
Penalty Shots	0	0	n/a	0	0	n/a

OILER FIRSTS

FIRSTS	DATE	GAME
First GP:	10/8/15	EDM 1 @ STL 3
First Assist:	10/13/15	EDM 2 @ DAL 4
First Goal:	11/8/15	EDM 2 @ CHI 4
First Goal details:	vs. Corey Crawford @ 18:09 of period 3	

NHL FIRSTS

FIRSTS	DATE	GAME
First GP:	12/09/06	BUF 3 @ MTL 2 (SO)/ 6:10TOI
First Assist:	10/26/07	BUF 4 @ FLA 2 1A
First Goal:	11/28/07	BUF 3 vs. STL 4 1G
First Goal details:	vs. Manny Legace @ 11:02 of period 3	

MOSTS

CATEGORIES	MOST	DATE	TEA	GF	OPP	GA	DETAILS
Goals	2 (2X)	1/26/17	EDM	4	@	SJS	1
Assists	2 (24X)	3/25/17	EDM	4	vs.	COL	1
Points	3 (2X)	3/23/17	EDM	7	@	COL	4 1G, 2A
Shots on goal	7 (1X)	12/31/11	CAR	5	vs.	MTL	4
Penalty minutes	12 (1X)	3/30/11	BUF	1	vs.	NYR	9
Hat tricks	0						
Multi-point games	35	3/25/17	EDM	4	vs.	COL	1 2A

STREAKS

LONGEST PERSONAL STREAKS	MOST RECENTLY			DETAILS
	START	TO	END	
Goals	2 (3X)	3/1/14	TO	3/2/14 2G
Assists	5 (1X)	2/26/11	TO	3/6/11 8A
Points	5 (2X)	2/25/14	TO	3/5/14 2G, 4A

CAREER HIGHS (ONE SEASON)

CATEGORY	CAREER HIGH	SEASON	CATEGORY	CAREER HIGH	SEASON
Games played	81	2015-16	Game-winning goals	2	2015-16
Goals	11	2013-14	Overtime goals	2	2015-16
Assists	33	2013-14	Shots on net	155	2015-16
Points	44	2013-14	Hits	64	2008-09
Penalty minutes	34	2010-11	Blocked shots	166	2016-17
Plus-minus	+14	2016-16	Takeaways	68	2013-14
Power play goals	4	2013-14	Faceoffs	1	3X
Power play points	15	2013-14	Faceoff wins	-	-
Shorthanded goals	1	2013-14, 16-17			
Shorthanded points	1	5X			

18



STROME CAREER STATISTICS

SEASON	TEAM	LEAGUE	REGULAR SEASON						PLAYOFFS					
			GP	G	A	PTS	PIM	+/-	GP	G	A	PTS	PIM	+/-
2009-10	Barrie	OHL	34	5	9	14	35	7	-	-	-	-	-	-
2009-10	Niagara	OHL	27	3	10	13	26	-9	5	0	3	3	0	-1
2010-11	Niagara	OHL	65	33	73	106	82	28	14	6	6	12	19	-4
2011-12	Niagara	OHL	46	30	38	68	47	37	20	7	16	23	31	-3
2011-12	CAN U20	WJC	6	3	6	9	8	9	Finished fourth overall					
2012-13	CAN U20	CRC	4	2	2	4	2	n/a	Won series in a tie-breaker					
2012-13	Niagara	OHL	53	34	60	94	59	43	5	2	1	3	8	-4
2012-13	CAN U20	WJC	6	4	2	6	10	2	Won bronze medal					
2012-13	Bridgeport	AHL	10	2	5	7	4	-1	-	-	-	-	-	-
2013-14	NY ISLANDERS	NHL	37	7	11	18	8	-1	-	-	-	-	-	-
2013-14	Bridgeport	AHL	37	13	36	49	41	16	-	-	-	-	-	-
2014-15	NY ISLANDERS	NHL	81	17	33	50	47	23	7	2	2	4	2	1
2015-16	NY ISLANDERS	NHL	71	8	20	28	28	-9	8	1	3	4	2	1
2015-16	Bridgeport	AHL	8	2	2	4	10	3	-	-	-	-	-	-
2016-17	NY ISLANDERS	NHL	69	13	17	30	40	-8	-	-	-	-	-	-
2017-18	EDMONTON	NHL	82	13	21	34	33	-4	-	-	-	-	-	-
NHL TOTALS			340	58	102	160	156	1	15	3	5	8	4	2
NHL TOTALS - EDMONTON			82	13	21	34	33	-4	-	-	-	-	-	-
AHL TOTALS			55	17	43	6	55	18	-	-	-	-	-	-

RYAN STROME | C/RW

SHOOTS: Right **HEIGHT:** 6'1" **WEIGHT:** 194 lbs


DOB: July 11, 1993 **BIRTHPLACE:** Mississauga, ON **HOMETOWN:** Mississauga, ON

BECAME AN OILER: Acquired in a trade with the New York Islanders on June 22, 2017

CONTRACT STATUS: Signed through 2019-20

NHL INFO: NY Islanders' first round selection, fifth overall, in the 2011 NHL Draft

 @strome18



2017-18 HIGHLIGHTS

His fifth NHL season... first with Edmonton... The Oilers are his second organization... Signed a two-year contract extension with the Oilers through 2019-20 on July 6... Ranked fourth in team scoring with 34 points in 82 games... One of four players to appear in all 82 games, setting a career high... Set a career high with 41 takeaways... Had nine multiple-point games... Had a season-high six shots on net twice (Oct. 17 vs. CAR, Mar. 20 @ CAR)... Posted his 100th career NHL assist on Mar. 5 vs. ARI... Has points in four straight games (3G+3A=6PTS) from Feb. 24 through Mar. 1... Scored three game-winning goals, a career high for one season: Nov. 26 @ BOS, Feb. 18 @ COL and Feb. 24 @ LAK... Reached a season-high 22:32 in ice-time on Jan. 25 vs. CGY, also winning a season-high 13 faceoffs, going 13/20 (65%)... Played in his 300th career NHL game on Jan. 6 @ DAL... Scored the 10,000th goal in Oilers NHL history (including shootout deciding goals) on Dec. 18 vs. SJS... Posted his first multi-point game (1G, 1A) as an Oiler vs. CAR on Oct. 17... Made his Oilers debut on Oct. 4, 2017 vs. Calgary... Acquired by the Oiler on June 22 from NYI in exchange for Jordan Eberle.

CAREER HIGHLIGHTS

2016-17: Ranked fifth in three star voting for the Islanders... Ranked fifth on the Islanders with eight powerplay points (2G, 6A)... Both of his game-winning goals came on the road... Played in his 200th career NHL game on Nov. 3 vs. PHI... Had seven multi-point games, including a three-point game (2G, 1A), on Feb. 19 vs. NJD... Posted his 100th career point, an assist, on Oct. 23 vs. MIN... **2014-15:** Set career highs with 50 points (17G, 33A)... Led the team in plus-minus rating, tied for second in assists and finished third in points and fourth in penalty minutes (47)... Recorded 10 multi-point games, including a career-high, four-point game (1G, 3A) on Dec. 31 at Winnipeg.

PLAYOFFS: Made his Stanley Cup Playoffs debut, appearing in all seven games vs. WSH, tied for team lead with two goals. **2013-14:** Split his first professional season between the Islanders and the AHL's Bridgeport Sound Tigers... The Islanders went 21-11-5 when he played... Made his NHL debut on Dec. 14 vs. MTL... Recorded his first NHL point (assist) on Dec. 20 @ NYR... Scored his first NHL goal on Jan. 6 vs. Dallas. **MINOR PROFESSIONAL:** Led Bridgeport of the AHL in scoring in 2013-14, with 49 points in just 37 games... Was named to the AHL All-Rookie Team in 2013-14... Represented Bridgeport at the 2014 AHL All-Star Weekend in St. John's, NL, winning the accuracy shooting event in the Skills Competition and scoring twice in the game. **AMATEUR:** Played four seasons in the OHL, with Niagara and Barrie... Led Niagara in scoring in 2012-13, with 94 points (34G, 60A) in 53 games... Named to the OHL Second All-Star Team in 2010-11... Barrie's first round selection, eighth overall, in the 2009 OHL Priority Selection. **INTERNATIONAL:** Won a bronze medal with Canada's National Junior Team at the 2012 World Junior Hockey Championship in Edmonton and Calgary, Alberta... Scored the tie-breaking goal for Canada's National Junior Team to win the Canada-Russia Junior Challenge in August 2012 in Halifax, NS. **NOTES:** His brothers Dylan (ARI - 2015, 1, 3) and Matthew (PHI - 2017, 4, 106) were also selected in NHL Draft.

SHOOTOUTS/ PENALTY SHOTS

NAME	2017-18			CAREER		
	G	A	%	G	A	%
Shootouts	0	0	0.0	2	8	25.0
Penalty Shots	0	0	0.0	0	0	0.0

OILER FIRSTS

FIRSTS	DATE	GAME	
First GP:	10/4/17	EDM 3 vs. CGY 0	16:02 TOI
First Assist:	10/17/17	EDM 3 vs. CAR 5	1G, 1A
First Goal:	10/17/17	EDM 3 vs. CAR 5	1G, 1A
First Goal details:	vs. Cam Ward @ 5:03 of period 3		

NHL FIRSTS

FIRSTS	DATE	GAME	
First GP:	12/14/13	NYI 0 vs. MTL 1	(OT)/ 14:42TOI
First Assist:	12/20/13	NYI 5 @ NYR 3	1A
First Goal:	1/06/14	NYI 7 vs. DAL 3	1G, 5 SOG
First Goal details:	vs. Kari Lehtonen @ 1:41 of period 2		

MOSTS

CATEGORIES	MOST	MOST RECENTLY					DETAILS
		DATE	TEA	GF	OPP	GA	
Goals	2 (4X)	2/25/18	EDM	6	@ ANA	5 (SO)	
Assists	3 (1X)	12/31/14	NYI	5	vs. WPG	2	
Points	4 (1X)	12/31/14	NYI	5	vs. WPG	2	1G, 3A
Shots on goal	8 (1X)	1/10/15	NYI	5	vs. CBJ	2	
Penalty minutes	9 (1X)	1/13/17	NYI	5	@ FLA	2	
Hat tricks	0						
Multi-point games	32	3/20/18	EDM	@	CAR		

STREAKS

LONGEST PERSONAL STREAKS	MOST RECENTLY				DETAILS
	START	TO	END		
Goals	12/15/16	TO	12/16/16	2G, 2A	
Assists	2/3/17	TO	2/9/17	1G, 5A	
Points	1/31/17	TO	2/9/17	2G, 5A	

CAREER HIGHS (ONE SEASON)

CATEGORY	CAREER HIGH	SEASON	CATEGORY	CAREER HIGH	SEASON
Games played	82	2017-18	Game-winning goals	3	2017-18
Goals	17	2014-15	Overtime goals	-	-
Assists	33	2014-15	Shots on net	179	2014-15
Points	50	2014-15	Hits	92	2014-15
Penalty minutes	47	2014-15	Blocked shots	21	2014-15, 16-17
Plus-minus	+23	2014-15	Takeaways	41	2017-18
Power play goals	4	2013-14	Faceoffs	671	2017-18
Power play points	8	2014-15, 16-17	Faceoff wins	297	2017-18
Shorthanded goals	1	2014-15			
Shorthanded points	1	2014-15, 17-18			



TALBOT CAREER STATISTICS

SEASON	TEAM	LEAGUE	REGULAR SEASON							PLAYOFFS					
			GP	W	L	OT/T	MIN	GA	SO	GAA	GP	W	L	MIN	GA
2004-05	Hamilton	OPJHL	19	-	-	-	1140	48	1	2.53	13	-	-	739	45
2005-06	Hamilton	OPJHL	35	21	13	1	2046	87	1	2.55	14	8	6	903	52
2006-07	Canada East	WJAC	4	3	1	0	240	7	0	1.75	Finished second overall				
2006-07	Hamilton	OPJHL	28	195	2	2	1644	57	1	2.08	19	13	6	1243	51
2007-08	Alabama-Huntsville	CHA	13	1	10	0	583	45	0	4.63	-	-	-	-	-
2008-09	Alabama-Huntsville	CHA	24	2	16	3	1320	65	1	2.95	-	-	-	-	-
2009-10	Alabama-Huntsville	CHA	33	12	18	3	1958	85	1	2.61	-	-	-	-	-
2009-10	Hartford	AHL	1	0	0	0	19	3	0	9.70	-	-	-	-	-
2010-11	Connecticut	AHL	22	11	9	0	1308	62	2	2.84	1	0	1	38	2
2010-11	Greenville	ECHL	2	1	0	1	122	5	0	2.46	-	-	-	-	-
2011-12	Connecticut	AHL	33	14	15	0	1865	81	4	2.61	9	5	4	571	20
2012-13	Connecticut	AHL	55	25	28	0	3105	136	2	2.63	-	-	-	-	-
2013-14	New York Rangers	NHL	21	12	6	1	1211	33	3	1.64	2	0	0	46	2
2013-14	Hartford	AHL	5	4	0	0	314	13	0	2.49	-	-	-	-	-
2014-15	New York Rangers	NHL	36	21	9	4	1038	77	5	2.21	0	0	0	0	0
2015-16	EDMONTON	NHL	56	21	27	5	1648	137	3	2.55	-	-	-	-	-
2015-16	Canada	WHC	8	7	1	0	480	10	4	1.25	Won a gold medal				
2016-17	EDMONTON	NHL	73	42	22	8	4294	171	7	2.39	13	7	6	799	33
2017-18	EDMONTON	NHL	67	31	31	3	3731	188	1	3.02	-	-	-	-	-
NHL CAREER			253	127	95	21	14553	606	19	2.50	15	7	7	845	35
NHL CAREER - EDMONTON			196	94	80	16	11247	496	11	2.65	13	7	6	799	33
AHL CAREER			116	54	52	5	6611	295	8	2.68	10	5	5	609	22
ECHL CAREER			2	1	0	1	122	5	0	2.46	-	-	-	-	-

CAM TALBOT | G

CATCHES: Left **HEIGHT:** 6'4" **WEIGHT:** 196 lbs

DOB: July 5, 1987 **BIRTHPLACE:** Caledonia, ON **HOMETOWN:** Caledonia, ON

BECAME AN OILER: Acquired by the Oilers in a trade with the New York Rangers on June 27, 2015

CONTRACT STATUS: Signed through 2018-19

NHL INFO: Signed as an undrafted free agent by the New York Rangers on March 30, 2010

@ctalbot33

ct33threads



2017-18 HIGHLIGHTS

His fifth NHL season and third with Edmonton... The Oilers are his second organization ... Talbot now ranks fifth all-time on the Oilers most games played by a goaltender (196) ... Made 30+ saves in 36 games ... Had a .900-or-better save percentage in 42 games... Had a career-high seven-game winning streak from Nov. 22 - Dec. 23, 2017 ... Played in his 200th career NHL game vs. NJD on Nov. 9, posting a 3-2 W (OT) ... Posted his 100th career NHL win on Nov. 3 vs. NJD, with a 6-3 W ... Posted his 19th career NHL shutout and 11th as an Oiler on Oct. 4 vs. CGY, making 27 saves.

CAREER HIGHLIGHTS

2016-17: Led the NHL with 73 games, 4,294 minutes played, 1,946 saves and tied for the league lead in wins (42)... Finished fourth in Vezina Trophy voting, one of only three goaltenders to receive at least one first place vote... Set career-highs in wins, minutes, saves and wins ... Set a career-high with seven shutouts ... Set a new franchise record with 42 wins, surpassing the previous record of 40, set by Grant Fuhr in 1987-88. **PLAYOFFS:** Set an Oilers playoff record with 60 saves on May 5 vs. ANA... Registered consecutive shutouts in Games 2 and 3 of Round 1 vs. San Jose, becoming the first Oiler goaltender with consecutive playoff shutouts since Curtis Joseph in 1998. **2015-16:** Signed a three-year contract extension through 2018-19 with the Oilers on Jan. 17, 2016... In his first season with the Oilers, he set new career-high in games played (56), and tied his career-high in wins (21) and shutouts (3), all career-highs he improved upon in 2016-17. **2014-15:** Ranked fourth in the NHL in goals against average (2.21) and save percentage (.926) , and tied for eight with eight shutouts, receiving the Rangers Steven McDonald Extra Effort Award... Posted three shutouts in four games, from Nov. 19 vs. PHI to Dec. 21 vs. CAR, becoming the first Rangers goaltender to do so since Andy Aikenhead registered three straight shutouts from Dec. 2-7, 1933... Became the second Rangers goalie in franchise history to post at least six shutouts in his first 26 career NHL shutouts (along with Lorne Chabot in 1926-27). **2013-14:** Became the first NHL goalie since Frank Brimsek in 1938-39 to hold opponents to two or fewer goals in each of his first seven career NHL starts. **MINOR PROFESSIONAL:** Signed with the NY Rangers as an undrafted free agent on Mar. 30, 2010... Tied for the AHL lead in wins, ranked third in the league in saves in 2013-14, prior to being called up by the Rangers. Established AHL career-highs in appearances (55), wins (25), saves (1,532) and minutes (3,105) in 2012-13... Became the first goaltender in franchise history to record back-to-back postseason shutouts in 2012... His 42-save shutout in Game 1 marked a franchise record for most saves in a postseason shutout... Made 41 saves to post his first professional win with a shutout while making his first professional start on Oct. 17, 2010 @ Providence, tying the franchise record for saves while posting a shutout... Posted a 1-0-1-0 record in two appearances with Greenville (ECHL) in 2010-11... Made his professional debut in a relief appearance, stopping eight shots in 19 minutes of ice time on Apr. 7, 2010 vs. Worcester. **AMATEUR:** Played three seasons with Alabama-Huntsville (CHA) from 2007-10... Named the 2010 College Hockey America (CHA) tournament MVP and selected to the CHA All-Tournament Team after backstopping the Alabama-Huntsville to their second CHA tournament championship... Established career-bests in appearances (33), wins (12), GAA (2.60) and SV% (.925)... Led all CHA goaltenders and ranked fifth in the NCAA in SV%, while he ranked second in the conference in wins and GAA... Registered five, 40-plus save performances, including a single-game career high, 48 saves on Oct. 10 at Notre Dame... Played for OJHL's Hamilton Red Wings from 2004-05. **INTERNATIONAL:** Won a gold medal with Canada at the 2016 World Hockey Championship in Russia... Played for Canada East at the 2006 World Junior A Challenge, reaching the finals.

SHOOTOUTS

NAME	2017-18						CAREER					
	W	L	W%	SA	SVS	SV%	W	L	W%	SA	SVS	SV%
Shootouts	4	0	1.000	13	8	.615	13	9	.619	69	41	.594
MOST RECENTLY	DATE		OPP		SH		SV		RES		W	
	4/7/18		vs. VAN		4		2					

PENALTY SHOTS

NAME	2017-18			CAREER		
	PS	SVS	%	PS	SVS	%
Penalty Shots	1	0	0.000	4	2	50.0
MOST RECENTLY	DATE		OPP	SHOOTER		RESULT
	2/12/18		vs. FLA	E. Dadonov		G

OILER FIRSTS

FIRSTS	DATE	GAME	
First GP	10/8/15	EDM 1 @ STL 3	28 SVS, 2 GA
First Win	10/17/15	EDM 5 @ CGY 2	22 SVS, 2 GA
First Shutout	1/4/16	EDM 1 vs. CAR	29 SVS

NHL FIRSTS

FIRSTS	DATE	GAME	
First GP	10/24/13	NYR 1 @ PHI 2	
First Win	10/26/13	NYR 3 @ DET 2	
First Shutout	11/16/13	NYR 1 @ MTL 0	22 SVS

MOSTS

CATEGORIES	MOST	DATE	TEA	GF	OPP	GA	DETAILS
Shots faced	49 (1X)	12/14/15	EDM	3	@ BOS	2	(OT)
Shots faced (PO)	64 (1X)	5/7/17	EDM	5	@ ANA	6	(20T)/ 60 SVS
Saves	47 (1X)	12/14/15	EDM	3	@ BOS	2	(OT)
Saves (PO)	60 (1X)	5/7/17	EDM	5	@ ANA	6	(20T)
Goals against	6 (1X)	10/16/16	EDM	2	vs. BUF	6	
Career shutouts	11	10/4/17	EDM	3	vs. CGY	0	27 SVS

STREAKS

LONGEST PERSONAL STREAKS	MOST RECENTLY	START	TO	END	DETAILS
Win streak	6 (1X)	11/27/13	TO	12/31/13	
Without reg. loss	7 (1X)	11/18/13	TO	12/31/13	
Losing streak	3 (2X)	11/4/16	TO	11/18/16	
Winless streak	5 (1X)	11/4/16	TO	12/23/16	

CAREER HIGHS (ONE SEASON)

CATEGORY	CAREER HIGH	SEASON	CATEGORY	CAREER HIGH	SEASON
Games played	31	2011-12	Saves	743	2011-12
Minutes played	1,720	2011-12	Shutouts	2	2013-14, 16-17
Wins	13	2013-14	Save percentage	0.832	2010-11
Shots faced	832	2011-12			



EDMONTON OILERS
IN THE SYSTEM



49 | TYLER BENSON

POSITION: LW **SHOOTS:** L **HEIGHT:** 5'11.5" **WEIGHT:** 190 lbs

DOB: March 15, 1998 **BIRTHPLACE:** Edmonton, AB **HOMETOWN:** Edmonton, AB

OILERS STATUS: Signed a three-year entry level contract with the Oilers on Dec. 30, 2016

NHL DRAFT: Edmonton's second round selection, 32nd overall, in the 2016 NHL Draft

SEASON	TEAM	LEAGUE	GP	REGULAR SEASON					PIM	+/-	PLAYOFFS				
				G	A	PTS	GP	G			A	PTS	PIM	+/-	
2013-14	Vancouver	WHL	7	0	0	0	0	0	-1	-	-	-	-	-	-
2014-15	Vancouver	WHL	62	14	31	45	55	-1	-	-	-	-	-	-	-
2014-15	CAN U18	WU18	7	1	3	4	8	n/a	Won bronze medal						
2015-16	CAN U18	HLINKA	4	1	4	5	0	n/a	Won gold medal						
2015-16	Vancouver	WHL	30	9	19	28	46	0	-	-	-	-	-	-	-
2016-17	Vancouver	WHL	33	11	31	42	31	-3	-	-	-	-	-	-	-
2017-18	Vancouver	WHL	58	27	42	69	39	-1	7	3	8	11	10	0	0
2017-18	Bakersfield	AHL	5	0	3	3	0	-1	-	-	-	-	-	-	-
	AHL TOTALS		5	0	3	3	0	-1	-	-	-	-	-	-	-
	WHL TOTALS		190	61	123	184	171	-6	7	3	8	11	10	0	0

Played four seasons with the WHL's Vancouver Giants, including two as team captain, posting 69 points (27G, 42A) in 58 games... Joined the AHL's Bakersfield Condors on Apr. 6, recording three assists in five games... Won a bronze medal as an underaged player with Canada at the 2015 U18 World Hockey Championship... Helped Canada's National Under-18 Team win the 2015 Hlinka Memorial tournament, serving as an alternate captain.



FILIP BERGLUND

POSITION: D **SHOOTS:** R **HEIGHT:** 6'3" **WEIGHT:** 206 lbs

DOB: May 10, 1997 **BIRTHPLACE:** Skelleftea, SWE **HOMETOWN:** Skelleftea, SWE

OILERS STATUS: Unsigned draft pick

NHL DRAFT: Edmonton's third round selection, 91st overall, in the 2016 NHL Draft

SEASON	TEAM	LEAGUE	GP	REGULAR SEASON					PIM	+/-	PLAYOFFS				
				G	A	PTS	G	A			PTS	G	A	PTS	PIM
2013-14	Skelleftea AIK J20	Swe JE	5	0	0	0	2	0	-	-	-	-	-	-	-
2014-15	Skelleftea AIK J20	Swe JE	37	1	10	11	12	-12	5	0	1	1	2	-3	-
2015-16	Skelleftea AIK J20	Swe JE	43	19	22	41	6	8	5	1	3	4	8	5	-
2015-16	Skelleftea AIK	SHL	5	0	0	0	1	1	2	0	0	1	0	1	-
2016-17	Skelleftea AIK J20	Swe JE	10	3	4	7	2	4	-	-	-	-	-	-	-
2016-17	Skelleftea AIK	SHL	47	0	9	9	10	2	7	0	0	0	0	-2	-
2017-18	Skelleftea AIK	SHL	44	3	10	13	32	12	16	0	4	4	10	7	-
	SHL TOTALS		96	3	19	22	42	15	25	0	4	4	10	6	-
	SWE JUNIORELIT TOTALS		95	23	36	59	22	0	10	1	4	5	10	-	-

Entering his third full season in the Swedish Hockey League (SHL)... Reached the SHL final with Skelleftea AIK in 2017-18... Averaged 17:03 in ice-time and ranked fourth on the team with 49 blocked shots... Joined Skelleftea AIK at the conclusion of the junior season in 2015-16, and appeared in two playoff games, as the team reached the SHL finals, losing to Vaxjo in six games... In 2015-16, he led all defencemen in the Swedish Jr. A League with 19 goals and 41 points.



75 | EVAN BOUCHARD

POSITION: D **SHOOTS:** R **HEIGHT:** 6'2.5" **WEIGHT:** 194 lbs

DOB: October 20, 1999 **BIRTHPLACE:** Oakville, ON **HOMETOWN:** Oakville, ON

OILERS STATUS: Signed a three-year entry level contract with the Oilers on July 17, 2018

NHL DRAFT: Edmonton's first round selection, 10th overall, in the 2018 NHL Draft

SEASON	TEAM	LEAGUE	GP	REGULAR SEASON					+/-	GP	PLAYOFFS				
				G	A	PTS	PIM				G	A	PTS	PIM	+/-
2015-16	London	OHL	43	2	15	17	24	15		10	0	2	2	2	3
2016-17	CAN U18	Hlinka	4	0	0	0	0	-		Finished fifth overall					
2016-17	London	OHL	68	11	33	44	24	30		14	3	4	7	6	4
2017-18	London	OHL	67	25	62	87	54	23		4	1	4	5	6	-5
OHL TOTALS			178	38	110	148	102	68		18	4	10	14	14	2

Has completed three seasons in the OHL, all with the London Knights... Played for Canada at the 2018 World Junior Showcase in August in Kamloops, BC... Played for Canada at the 2018 World Junior Hockey Showcase in August, 2018 in Kamloops, BC... Led London in scoring in 2017-18, also serving as team captain... A finalist for the Max Kaminsky Trophy as OHL Defenceman of the Year and the Red Tilson Trophy as Most Valuable Player in 2017-18... Played for Canada's National Under-18 Team at the 2016 Hlinka Cup, where Canada finished fifth.



SKYLER BRIND'AMOUR

POSITION: C **SHOOTS:** L **HEIGHT:** 6'2" **WEIGHT:** 184 lbs


DOB: July 27, 1999 **BIRTHPLACE:** Raleigh, NC **HOMETOWN:** Raleigh, NC

OILERS STATUS: Unsigned draft pick

NHL DRAFT: Edmonton's sixth round selection, 177th overall, in the 2017 NHL Draft

SEASON	TEAM	LEAGUE	GP	REGULAR SEASON					+/-	GP	PLAYOFFS				
				G	A	PTS	PIM				G	A	PTS	PIM	+/-
2016-17	Selects Academy	USPHL 18U	6	3	6	9	2	n/a		1	0	1	1	2	n/a
2016-17	Team USA	USHL	8	1	0	1	0	-10		-	-	-	-	-	-
2016-17	USA U17	USDP	6	1	0	1	0	n/a		-	-	-	-	-	-
2016-17	USA U18	USDP	2	0	0	0	0	n/a		-	-	-	-	-	-
2017-18	Chilliwack	BCHL	52	10	14	24	34	n/a		7	0	3	3	2	n/a
2017-18	Chilliwack	RBC Cup	6	1	4	5	6	-		Won RBC Cup					
BCHL TOTALS			52	10	14	24	34	n/a		7	0	3	3	2	n/a
USHL TOTALS			8	1	0	1	0	-10		-	-	-	-	-	-
USPHL U18 TOTALS			6	3	6	9	2	n/a		1	0	1	1	2	n/a

Played his first season with the BCHL's Chilliwack Chiefs in 2017-18... Helped Chilliwack capture the 2018 RBC Cup, posting five points in six games... Attended the selection camp for the Canada Junior A West Team, prior to the World Junior A Challenge... Spent the 2016-17 season with the Selects Hockey Academy of the USPHL U18... Also played with the U.S. National Team Development Program in 2016-17, appearing in a total of 16 games with the U17, U18 and junior teams... Son of former NHL forward and current Head Coach of the NHL's Carolina Hurricanes, Rod Brind'Amour.



MATTHEW CAIRNS

POSITION: D **SHOOTS:** L **HEIGHT:** 6'3" **WEIGHT:** 210 lbs


DOB: April 27, 1998 **BIRTHPLACE:** Mississauga, ON **HOMETOWN:** Mississauga, ON

OILERS STATUS: Unsigned draft pick

NHL DRAFT: Edmonton's third round selection, 84th overall, in the 2016 NHL Draft

SEASON	TEAM	LEAGUE	GP	REGULAR SEASON				PIM	+/-	GP	PLAYOFFS				PIM	+/-
				G	A	PTS					G	A	PTS			
2014-15	Toronto	OJHL	53	1	9	10		54	n/a	22	1	3	4		18	n/a
2015-16	Georgetown	OJHL	46	9	24	33		42	n/a	22	3	16	19		30	n/a
2016-17	Fargo	USHL	17	0	4	4		12	7	-	-	-	-		-	-
2016-17	Powell River	BCHL	18	2	14	16		26	0	11	0	2	2		10	0
2017-18	Cornell	ECAC	10	1	0	1		0	1	0	0	0	0		0	0
	NCAA TOTALS		10	1	0	1		0	1	0	0	0	0		0	0
	BCHL TOTALS		18	2	14	16		26	0	11	0	2	2		10	0
	USHL TOTALS		17	0	4	4		12	7	-	-	-	-		-	-
	OJHL TOTALS		99	10	33	43		96	0	44	4	19	23		48	0

Appeared in 10 games in his freshman season with Cornell University in 2017-18... Scored his first collegiate goal on Feb. 24 vs. Union... Started the 2016-17 season with the USHL's Fargo Force, but moved to the BCHL's Powell River Kings in January... Named the recipient of the OJHL Top Prospect Award in 2015-16, as selected by NHL Central Scouting... Coached by former Oiler Paul Coffey in midget with the Toronto Marlboros AAA.



15 | MITCH CALLAHAN

POSITION: RW **SHOOTS:** R **HEIGHT:** 5'11.5" **WEIGHT:** 205 lbs

DOB: August 17, 1991 **BIRTHPLACE:** Whittier, CA **HOMETOWN:** Whittier, CA

OILERS STATUS: Signed through 2018-19

NHL DRAFT: Detroit's sixth round selection, 180th overall, in the 2009 NHL Draft

SEASON	TEAM	LEAGUE	GP	REGULAR SEASON				PIM	+/-	GP	PLAYOFFS				PIM	+/-
				G	A	PTS					G	A	PTS			
2008-09	Kelowna	WHL	70	14	13	27		188	11	22	1	3	4		43	3
2008-09	Kelowna	Mem Cup	4	0	1	1		2	1	-	-	-	-		-	-
2009-10	Kelowna	WHL	72	20	27	47		165	-1	12	2	4	6		10	-1
2010-11	Kelowna	WHL	62	23	31	54		87	4	10	5	4	9		17	2
2010-11	USA U20	WJC	6	1	0	1		2	-1	Won bronze medal						
2011-12	Grand Rapids	AHL	48	6	3	9		103	-3	-	-	-	-		-	-
2012-13	Grand Rapids	AHL	71	11	9	20		93	-3	24	6	5	11		33	1
2013-14	DETROIT	NHL	1	0	0	0		0	0	-	-	-	-		-	-
2013-14	Grand Rapids	AHL	70	26	18	44		51	23	8	1	4	5		6	-5
2014-15	Grand Rapids	AHL	48	16	22	38		24	3	-	-	-	-		-	-
2015-16	Grand Rapids	AHL	62	19	13	32		94	3	9	0	2	2		9	-3
2016-17	DETROIT	NHL	4	0	0	0		0	0	-	-	-	-		-	-
2016-17	Grand Rapids	AHL	66	16	27	43		57	6	19	6	10	16		18	10
2017-18	Bakersfield	AHL	45	2	7	9		23	-7	-	-	-	-		-	-
	NHL TOTALS		5	0	0	0		0	0	-	-	-	-		-	-
	AHL TOTALS		410	96	99	195		445	22	60	13	21	34		66	3
	WHL TOTALS		204	57	71	128		440	14	44	8	11	19		70	4

Entering his eighth professional season... Helped the AHL's Grand Rapids Griffins win the Calder Cup in 2016-17, ranking fifth in team scoring in the playoffs... Won a bronze medal with the U.S. at the 2011 World Junior Hockey Championship in Buffalo, NY.



43 | JOSH CURRIE

POSITION: C **SHOOTS:** L **HEIGHT:** 5'10.5" **WEIGHT:** 189 lbs

DOB: October 29, 1992 **BIRTHPLACE:** Charlottetown, PEI **HOMETOWN:** Charlottetown, PEI

OILERS STATUS: Signed a two-year contract with the Oilers on July 18, 2018

NHL DRAFT: Signed as a free agent through 2019-20

SEASON	TEAM	LEAGUE	GP	REGULAR SEASON				+/-	PLAYOFFS					
				G	A	PTS	PIM		GP	G	A	PTS	PIM	+/-
2008-09	Summerside	MJHL	45	8	17	25	7	n/a	-	-	-	-	-	-
2009-10	P.E.I.	QMHL	49	9	6	15	16	-6	5	0	0	0	0	-4
2010-11	P.E.I.	QMHL	52	9	11	20	9	-3	5	0	0	0	0	-1
2011-12	P.E.I.	QMHL	68	30	16	46	33	-22	-	-	-	-	-	-
2012-13	P.E.I.	QMHL	68	49	55	104	62	26	6	1	3	4	6	-2
2013-14	Gwinnett	ECHL	70	15	16	31	41	-21	-	-	-	-	-	-
2014-15	Bakersfield	ECHL	71	14	28	42	49	-20	-	-	-	-	-	-
2015-16	Norfolk	ECHL	13	6	6	12	8	-3	-	-	-	-	-	-
2015-16	Bakersfield	AHL	53	10	14	24	49	8	-	-	-	-	-	-
2016-17	Bakersfield	AHL	67	22	14	36	28	-4	-	-	-	-	-	-
2017-18	Bakersfield	AHL	68	20	26	46	52	3	-	-	-	-	-	-
	AHL TOTALS		188	52	54	106	129	7	-	-	-	-	-	-
	ECHL TOTALS		154	35	50	85	98	-44	-	-	-	-	-	-
	QMHL TOTALS		237	97	88	185	120	-5	16	1	3	4	6	-7
	MJHL TOTALS		45	8	17	25	7	n/a	-	-	-	-	-	-

Entering his sixth season in professional hockey... Led the AHL's Bakersfield Condors in scoring in 2017-18, with 46 points (20G, 26A), in 68 games... Played with the QMJHL's PEI Rocket from 2009-13, serving as team captain for two seasons from 2011-13... Began his professional career with the ECHL's Gwinnett Gladiators in 2013-14... Played for Canada Atlantic at the 2008 World Under-17 Challenge, posting two assists in five games.



VINCENT DESHARNAIS

POSITION: D **SHOOTS:** R **HEIGHT:** 6'7" **WEIGHT:** 224 lbs

DOB: May 29, 1996 **BIRTHPLACE:** Laval, QC **HOMETOWN:** Laval, QC

OILERS STATUS: Unsigned draft pick

NHL DRAFT: Edmonton's seventh round selection, 183rd overall, in the 2016 NHL Draft

SEASON	TEAM	LEAGUE	GP	REGULAR SEASON				+/-	PLAYOFFS					
				G	A	PTS	PIM		GP	G	A	PTS	PIM	+/-
2014-15	Chilliwack	BCHL	54	1	4	5	52	n/a	12	1	7	8	0	n/a
2015-16	Providence	H-EAST	19	1	1	2	8	1	-	-	-	-	-	-
2016-17	Providence	H-EAST	32	2	1	3	22	-2	-	-	-	-	-	-
2017-18	Providence	H-EAST	38	0	11	11	36	2	6	0	1	1	6	2
	NCAA TOTALS		54	1	4	5	52	n/a	6	0	1	1	6	2
	BCHL TOTALS		51	3	2	5	30	-1	12	1	7	8	0	n/a

Entering his senior season at Providence College... An alternate captain in his junior season with Providence College... Reached a career best with 11 points (11A) in 2017-18... Named as an 2017-18 All-American Scholar by the American Hockey Coaches Association (ACHA)... Joined Providence after a season with the BCHL's Chilliwack Chiefs... Named Chilliwack's top defenceman in 2014-15... Studying management at Providence College.



JD DUDEK

POSITION: C **SHOOTS:** R **HEIGHT:** 5'11" **WEIGHT:** 185 lbs

DOB: January 29, 1996 **BIRTHPLACE:** Auburn, NH **HOMETOWN:** Derry, NH

OILERS STATUS: Unsigned player acquired from New Jersey in a trade on Feb. 26, 2018, along with a third round draft pick, in exchange for Patrick Maroon.

NHL DRAFT: New Jersey's sixth round selection, 152nd overall, in the 2014 NHL Draft

SEASON	TEAM	LEAGUE	GP	REGULAR SEASON					+/-	PLAYOFFS					
				G	A	PTS	PIM			GP	G	A	PTS	PIM	+/-
2013-14	USA U18	HLINKA	5	1	2	3	0	-1		Won a silver medal					
2013-14	Kimball Union	USHS	25	9	35	44	n/a	n/a		-	-	-	-	-	-
2013-14	Boston Jr. Bruins U18	MHSL U19	5	0	1	1	4	n/a		-	-	-	-	-	-
2013-14	Islanders Hky Club	USPHL Pr.	2	0	0	0	12	n/a		-	-	-	-	-	-
2014-15	Dubuque	USHL	41	6	6	12	66	1		-	-	-	-	-	-
2014-15	Chicago	USHL	13	4	2	6	6	-2		-	-	-	-	-	-
2015-16	Boston College	H-EAST	34	1	2	3	6	-6		-	-	-	-	-	-
2016-17	Boston College	H-EAST	40	13	9	22	28	10		-	-	-	-	-	-
2017-18	Boston College	H-EAST	36	7	12	19	28	-4		3	1	1	2	2	2
	NCAA TOTALS		110	21	23	44	62	0		-	-	-	-	-	-
	USHL TOTALS		54	10	8	18	72	-9		-	-	-	-	-	-

Has completed three seasons with the Boston College Eagles of the Hockey East Conference... Ranked seventh in team scoring, sixth among forwards ... Had three multi-point games in 2017-18... Had a career high 10 shots on net against Ferris State on Dec. 20, 2016... Posted his first collegiate hat trick on Nov. 22, 2016 vs. Connecticut... Played for the U.S. National Under-18 Team in the 2013 Hlinka Cup, finishing second overall... His father, Joe, played football at Plymouth State and broke Walter Payton's NCAA record for career touchdowns in 1985... His father finished ninth in Heisman Trophy in 1985, and was inducted in the College Football Hall of Fame in 1997.



45 | JOSEPH GAMBARDELLA

POSITION: C **SHOOTS:** L **HEIGHT:** 5'10" **WEIGHT:** 196 lbs

DOB: December 1, 1993 **BIRTHPLACE:** Staten Island, NY **HOMETOWN:** Staten Island, NY

OILERS STATUS: Signed through the 2018-19 season

NHL DRAFT: Signed as an undrafted free agent by the Oilers on March 28, 2017

SEASON	TEAM	LEAGUE	GP	REGULAR SEASON					+/-	PLAYOFFS					
				G	A	PTS	PIM			GP	G	A	PTS	PIM	+/-
2011-12	NJ Rockets	ATJHL	24	21	7	28	25	n/a		-	-	-	-	-	-
2011-12	Des Moines	USHL	31	4	5	9	2	n/a		-	-	-	-	-	-
2012-13	Des Moines	USHL	48	15	21	36	26	n/a		-	-	-	-	-	-
2013-14	UMass Lowell	H-East	41	5	5	10	8	8		-	-	-	-	-	-
2014-15	UMass Lowell	H-East	38	14	16	30	6	14		-	-	-	-	-	-
2015-16	UMass Lowell	H-East	40	10	27	37	2	17		-	-	-	-	-	-
2016-17	UMass Lowell	H-East	41	18	34	52	22	21		-	-	-	-	-	-
2016-17	Bakersfield	AHL	2	0	0	0	0	0		-	-	-	-	-	-
2017-18	Bakersfield	AHL	50	13	6	19	16	-1		-	-	-	-	-	-
	AHL TOTALS		51	13	6	19	16	-1		-	-	-	-	-	-
	NCAA TOTALS		160	47	82	129	38	61		-	-	-	-	-	-
	USHL TOTALS		79	19	26	45	28	n/a		-	-	-	-	-	-

Entering his second full professional season... Finished with the best shooting percentage among regulars with Bakersfield (AHL), 19.1%, scoring 13 goals on 68 shots on net... Registered his first professional point in his first AHL game of the 2017-18 season, an assist, on Oct. 12 vs. San Antonio... Scored his first AHL goal on Nov. 2 vs. Texas... Led the UMass-Lowell Riverhawks in scoring in 2016-17... Named to the Hockey East All-Tournament Team for his six-point (1G, 5A) effort and plus four rating in five contests... Was the first UMass Lowell player ever to win the Walter Brown Award, given annually to the top American born player in New England.



HAYDEN HAWKEY

POSITION: G **CATCHES:** L **HEIGHT:** 6'1" **WEIGHT:** 186 lbs

DOB: March 1, 1995 **BIRTHPLACE:** Parker, CO **HOMETOWN:** Parker, CO

OILERS STATUS: Acquired in a trade with Montreal on June 23, 2018


NHL DRAFT: Montreal's sixth round selection, 177th overall, in the 2014 NHL Draft

REGULAR SEASON

SEASON	TEAM	LEAGUE	GP	W	L	OT/T	MIN	GA	SO	GAA	GP	W	L	MIN	GA	SO	GAA
2013-14	Omaha	USHL	33	22	6	3	1,901	63	3	1.99	4	1	3	255	12	0	2.82
2014-15	Omaha	USHL	15	5	7	2	801	40	1	2.99	-	-	-	-	-	-	-
2015-16	Providence	H-EAST	5	2	0	0	180	5	1	1.67	-	-	-	-	-	-	-
2016-17	Providence	H-EAST	39	22	12	5	2,352	86	3	2.19	-	-	-	-	-	-	-
2017-18	Providence	H-EAST	40	24	12	3	2,325	79	4	2.04	-	-	-	-	-	-	-
	H-EAST TOTALS		84	48	12	8	4,857	170	8	2.10	-	-	-	-	-	-	-
	USHL TOTALS		48	27	13	5	2,702	103	4	2.29	4	1	2	255	12	0	2.82

PLAYOFFS

Entering his senior season at Providence College... Acquired by the Oilers on June 23, 2018 in exchange for a fifth round selection in the 2019 NHL Draft... Named the Hockey East Conference Second All-Star Team in 2017-18... Named USHL Goaltender of the Year in 2013-14... Named to the USHL All-Rookie Team and to the First All-Star Team in 2013-14, posting the league's best GAA (1.99) and best save percentage (0.926).



42 | CAMERON HEBIG

POSITION: C **SHOOTS:** R **HEIGHT:** 5'10" **WEIGHT:** 184 lbs

DOB: January 21, 1997 **BIRTHPLACE:** Saskatoon, SK **HOMETOWN:** Saskatoon, SK

OILERS STATUS: Signed as an undrafted free agent by the Oilers on Dec. 28, 2017


NHL DRAFT: Undrafted

REGULAR SEASON

SEASON	TEAM	LEAGUE	GP	G	A	PTS	PIM	+/-	GP	G	A	PTS	PIM	+/-
2014-15	Saskatoon	WHL	72	18	22	40	36	-28	-	-	-	-	-	-
2015-16	Saskatoon	WHL	59	26	43	69	36	-12	-	-	-	-	-	-
2016-17	Saskatoon	WHL	-	-	-	-	-	-	-	-	-	-	-	-
2017-18	Saskatoon	WHL	40	30	28	58	28	-3	-	-	-	-	-	-
2017-18	Regina	WHL	26	11	21	32	16	16	7	6	2	8	8	5
2017-18	Regina	MemCup	5	4	2	6	6	-1	-	-	-	-	-	-
	WHL TOTALS		264	98	127	225	136	-62	7	6	2	8	8	5

PLAYOFFS

Played five seasons in the WHL with Saskatoon and Regina... Led Regina in scoring with 90 points in 66 games in 2017-18, finishing 10th in the WHL with 303 shots on net... Also had a 54.8 faceoff winning percentage... Traded to Regina by Saskatoon on Jan. 10, 2018... Played with Regina in the 2018 Memorial Cup, posting six points (4G, 2A) in five games... Missed the 2016-17 season due to injury... Played for Canada West at the 2013 World Under-17 Challenge.



82 | CALEB JONES

POSITION: D **SHOOTS:** L **HEIGHT:** 6'2" **WEIGHT:** 194 lbs


DOB: June 6, 1997 **BIRTHPLACE:** Frisco, TX **HOMETOWN:** Frisco, TX

OILERS STATUS: Signed through the 2019-20 season

NHL DRAFT: Edmonton's fourth round selection, 117th overall, in the 2015 NHL Draft

SEASON	TEAM	LEAGUE	GP	REGULAR SEASON				+/-	PLAYOFFS					
				G	A	PTS	PIM		GP	G	A	PTS	PIM	+/-
2013-14	USNTDP	USHL	33	0	7	7	57	-14	-	-	-	-	-	-
2014-15	USNTDP	USHL	25	2	6	8	28	14	-	-	-	-	-	-
2014-15	USA U18	INTL	65	6	18	24	50	n/a	-	-	-	-	-	-
2014-15	USA U18	WU18	7	0	5	5	0	6	Won gold medal					
2015-16	Portland	WHL	72	10	45	55	64	4	4	0	2	2	6	0
2015-16	Bakersfield	AHL	3	0	0	0	2	-2	-	-	-	-	-	-
2016-17	Portland	WHL	63	9	53	62	54	3	11	2	8	10	28	3
2016-17	USA U20	WJHC	7	0	2	2	2	2	Won gold medal					
2017-18	Bakersfield	AHL	58	2	15	17	43	-25	-	-	-	-	-	-
	AHL TOTALS		61	2	15	16	45	-27	-	-	-	-	-	-
	WHL TOTALS		135	19	98	117	118	7	15	2	10	12	34	3
	USHL TOTALS		58	2	13	15	85	0	-	-	-	-	-	-

Appeared in 58 games in his rookie professional season with Bakersfield (AHL) in 2017-18... Scored his first professional goal for Bakersfield on Nov. 21 vs. San Antonio... His first professional point came in his first game, an assist vs. Stockton on Oct. 6... Led all Portland Winterhawks defencemen in scoring in 2016-17, with 62 points (9G, 53A) and ranked second on the team in assists and fourth in points... Younger brother of Columbus Blue Jackets defenceman Seth Jones and son of former NBA player Popeye Jones... Won gold with the U.S. at the 2015 World U18 Men's Hockey Championship and at the 2017 World Junior Hockey Championship.



PHIL KEMP

POSITION: D **SHOOTS:** R **HEIGHT:** 6'3" **WEIGHT:** 201 lbs

DOB: February 12, 1999 **BIRTHPLACE:** Greenwich, CT **HOMETOWN:** Greenwich, CT

OILERS STATUS: Unsigned draft pick

NHL DRAFT: Edmonton's seventh round selection, 208th overall, in the 2017 NHL Draft

SEASON	TEAM	LEAGUE	GP	REGULAR SEASON				+/-	PLAYOFFS					
				G	A	PTS	PIM		GP	G	A	PTS	PIM	+/-
2015-16	USA U18	USHL	35	1	3	4	2	-16	-	-	-	-	-	-
2016-17	USA U18	USHL	25	2	2	4	8	7	-	-	-	-	-	-
2016-17	USA U18	USNTDP	39	3	6	9	14	-						
2016-17	USA U18	WU18	7	0	2	2	2	7	Won gold medal					
2017-18	Yale	ECAC	26	3	5	8	8	7	-	-	-	-	-	-
	NCAA TOTALS		26	3	5	8	8	7	-	-	-	-	-	-
	USHL TOTALS		60	3	5	8	10	-9	-	-	-	-	-	-

Entering his sophomore season at Yale University... Played for Team USA at the 2018 World Junior Hockey Showcase in August, 2018 in Kamloops, BC... Posted eight points (3G, 5A) in 26 games in his freshman season in 2017-18... Named to the ECAC 2017-18 All-Academic Team... Attended the US National Junior Team Selection Camp prior to the 2018 World Junior Hockey Championship... Completed two seasons with the U.S. National Team Development Program, serving as captain with both the under-17 and under-18 teams... Won a gold medal as an alternate captain with the U.S. at the 2017 U18 World Hockey Championship... His brother Larken played lacrosse for the MLL's Denver Outlaws in 2017-18... His grandfather Phil played football and baseball at Yale in the 1950's and was part of two College World Series teams... His great uncle, Frank Kemp, was a star on the Yale football team in the 1950's.



MICHAEL KESSELRING

POSITION: D **SHOOTS:** R **HEIGHT:** 6'4" **WEIGHT:** 190 lbs

DOB: January 13, 2000 **BIRTHPLACE:** Florence, NC **HOMETOWN:** Manchester, NH

OILERS STATUS: Unsigned draft pick

NHL DRAFT: Edmonton's sixth round selection, 164th overall, in the 2018 NHL Draft

SEASON	TEAM	LEAGUE	GP	REGULAR SEASON					PIM	+/-	PLAYOFFS				
				G	A	PTS					GP	G	A	PTS	PIM +/-
2014-15	New Hampton	USHS CT	36	3	4	7			-	-	-	-	-	-	-
2015-16	New Hampton	USHS CT	40	5	11	16			-	-	-	-	-	-	-
2016-17	New Hampton	USHS CT	30	8	20	28			-	-	-	-	-	-	-
2017-18	New Hampton	USHS CT	38	11	23	34	23		-	-	-	-	-	-	-
2017-18	Des Moines	USHL	12	0	2	2	2	-3	-	-	-	-	-	-	-
	USHS TOTALS		144	27	58	85			-	-	-	-	-	-	-
	USHL TOTALS		12	0	2	2	2	-3	-	-	-	-	-	-	-

Has completed four seasons at New Hampton School in New Hampshire, where he served as an alternate captain in 2017-18... Committed to Northeastern University (Hockey Eastern Conference) for the 2019-20 season... Playing for the USHL's Des Moines Buccaneers in 2018-19... Was selected by Des Moines in the 11th round, 173rd overall, in the 2017 USHL Draft... His father Casey played at Merrimack College, and appeared in 281 games in the ECHL... Played in the 2017 USA Hockey Boys Select 17 Development Camp in June, 2017 in Amherst, NY... He posted three points (2G, 1A) in five games for Team Kelly, undefeated in four games.



89 | WILLIAM LAGESSON

POSITION: D **SHOOTS:** L **HEIGHT:** 6'2" **WEIGHT:** 207 lbs

DOB: February 22, 1996 **BIRTHPLACE:** Gothenburg, SWE **HOMETOWN:** Gothenburg, SWE

OILERS STATUS: Signed through the 2019-20 season

NHL DRAFT: Edmonton's fourth round selection, 91st overall, in the 2014 NHL Draft

SEASON	TEAM	LEAGUE	GP	REGULAR SEASON					PIM	+/-	PLAYOFFS				
				G	A	PTS					GP	G	A	PTS	PIM +/-
2012-13	Frolunda HC J20	Swe JE	6	0	0	0	0	4	0	4	2	0	0	0	0
2013-14	SWE U18	HLINKA	4	1	1	2	2	3			Finished seventh overall				
2013-14	Frolunda HC J20	Swe JE	44	8	12	20	30	27	3	0	1	1	2	1	1
2013-14	SWE U18	WU18	7	3	0	2	6	5			Finished fourth overall				
2014-15	Dubuque	USHL	52	2	14	16	79	18	8	1	1	2	4	5	
2014-15	SWE U20	WJC	7	0	1	1	8	1			Finished fourth overall				
2015-16	U Mass (Amherst)	H-East	27	2	5	7	26	-6	-	-	-	-	-	-	-
2016-17	U Mass (Amherst)	H-East	36	2	6	8	28	-6	-	-	-	-	-	-	-
2017-18	Djurgardens IF	SHL	49	1	12	13	30	13	11	0	1	1	31	0	
	SHL TOTALS		49	1	12	13	30	13	11	0	1	1	31	0	
	NCAA TOTALS		63	4	11	15	54	-12	-	-	-	-	-	-	-
	USHL TOTALS		52	2	14	16	79	18	8	1	1	2	4	5	
	SWE JUNIOR ELIT TOTALS		50	8	12	20	30	31	5	0	1	1	2	1	

Loaned to Djurgardens IF of the Swedish Hockey League by the Oilers for the 2017-18 season... Signed a three-year entry level contract with Edmonton on April 7, 2017... Played with the University of Massachusetts Minutemen for two seasons (2015-17)... Played for Sweden at the World U18 Men's Championship (2014) and the World Junior Hockey Championship (2015).



64 | COLIN LARKIN

POSITION: C **SHOOTS:** L **HEIGHT:** 6'2" **WEIGHT:** 197 lbs

DOB: November 11, 1993 **BIRTHPLACE:** Waterford Township, MI **HOMETOWN:** Waterford Township, MI

OILERS STATUS: Signed through the 2018-19 season

NHL DRAFT: Signed as an undrafted free agent by the Oilers on Mar. 5, 2018

SEASON	TEAM	LEAGUE	GP	REGULAR SEASON				PIM	+/-	PLAYOFFS					
				G	A	PTS				GP	G	A	PTS	PIM	+/-
2012-13	Michigan	NAHL	50	7	11	18		34	-2	-	-	-	-	-	-
2013-14	Michigan	NAHL	58	23	14	37		58	9	9	3	3	6	6	5
2014-15	UMass-Boston	NCAA III	27	10	17	27		18	-	-	-	-	-	-	-
2015-16	UMass-Boston	NCAA III	31	10	26	36		20	-	-	-	-	-	-	-
2016-17	UMass-Boston	NCAA III	26	20	19	39		24	-	-	-	-	-	-	-
2017-18	UMass-Boston	NCAA III	27	24	22	46		12	-	-	-	-	-	-	-
2017-18	Bakersfield	AHL	16	0	2	2		4	0	-	-	-	-	-	-
	AHL TOTALS		16	0	2	2		4	0	-	-	-	-	-	-
	NCAA III TOTALS		111	64	84	148		74	-	-	-	-	-	-	-
	NAHL TOTALS		108	30	25	55		92	7	9	3	3	6	6	5

Entering his first full professional season... Served as team captain at UMass Boston (NCAA III), leading the NEHC Conference in scoring with 46 points (24G, 22A)... Was named NEHC Conference Player of the Year in 2018 and 2017... Also named to First Team All-Conference in 2017 and 2018... His brother Dylan plays for the Detroit Red Wings.



47 | KEEGAN LOWE

POSITION: D **SHOOTS:** L **HEIGHT:** 6'1.5" **WEIGHT:** 191 lbs

DOB: March 29, 1993 **BIRTHPLACE:** Greenwich, CT **HOMETOWN:** Edmonton, AB

OILERS STATUS: Signed as a free agent by the Oilers on July 1, 2017, through 2018-19

NHL DRAFT: Carolina's third round selection, 73rd overall, in the 2011 NHL Draft

SEASON	TEAM	LEAGUE	GP	REGULAR SEASON				PIM	+/-	PLAYOFFS					
				G	A	PTS				GP	G	A	PTS	PIM	+/-
2009-10	Edmonton	WHL	69	2	12	14		60	-16	-	-	-	-	-	-
2010-11	Edmonton	WHL	71	22	22	24		123	33	4	1	0	1	4	-2
2011-12	Edmonton	WHL	72	3	20	23		139	17	20	3	4	7	44	13
2011-12	Edmonton	Mem Cup	4	1	0	1		6	-2	Finished fourth overall					
2012-13	Edmonton	WHL	64	15	16	31		148	38	22	1	7	8	28	10
2013-14	Charlotte	AHL	63	2	10	12		86	-7	-	-	-	-	-	-
2014-15	CAROLINA	NHL	2	0	0	0		10	-2	-	-	-	-	-	-
2014-15	Charlotte	AHL	58	2	9	11		106	-16	-	-	-	-	-	-
2015-16	Charlotte	AHL	67	3	11	14		75	-4	-	-	-	-	-	-
2016-17	Charlotte	AHL	49	3	9	12		53	4	-	-	-	-	-	-
2016-17	St. John's	AHL	22	3	3	6		21	8	3	0	0	0	0	-1
2017-18	EDMONTON	NHL	2	0	0	0		0	-1	-	-	-	-	-	-
2017-18	Bakersfield	AHL	52	2	12	14		65	14	-	-	-	-	-	-
	NHL TOTALS		4	0	0	0		10	-3	-	-	-	-	-	-
	AHL TOTALS		311	15	54	69		406	-1	3	0	0	0	0	-1
	WHL TOTALS		276	22	70	92		470	72	46	5	11	16	76	21

Entering his sixth professional season... Appeared in two NHL games with Edmonton in 2017-18... Acquired by Montreal from Carolina on February 21, 2017, in exchange for Philip Samuelsson... The son of retired NHL player and Oiler executive Kevin Lowe and Olympian Karen Percy.



72 | KIRILL MAKSIMOV

POSITION: RW **SHOOTS:** R **HEIGHT:** 6'2.5" **WEIGHT:** 207 lbs

DOB: June 1, 1999 **BIRTHPLACE:** Moscow, RUS **HOMETOWN:** Moscow, RUS

OILERS STATUS: Signed a three-year entry-level contract with the Oilers on Mar. 15, 2018

NHL DRAFT: Edmonton's fifth round selection, 146th overall, in the 2017 NHL Draft

SEASON	TEAM	LEAGUE	GP	REGULAR SEASON					PIM	+/-	PLAYOFFS					
				G	A	PTS					GP	G	A	PTS	PIM	+/-
2015-16	Saginaw	OHL	54	6	15	21			18	-8	4	1	2	3	2	2
2015-16	RUS U18	WU18	4	0	0	0			0	-1	Finished sixth overall					
2016-17	Saginaw	OHL	37	6	10	16			26	9	-	-	-	-	-	-
2016-17	Niagara	OHL	29	15	7	22			15	-10	4	4	0	4	6	-3
2016-17	RUS U18	WU18	7	3	0	3			2	2	Won bronze medal					
2017-18	Niagara	OHL	62	34	46	80			72	23	10	4	6	10	16	-1
	OHL TOTALS		182	61	78	139			131	14	18	9	8	17	24	-2

Has completed three seasons in the OHL and his first full season with the Niagara IceDogs... Ranked second on his team with 34 goals in 2017-18... Registered 29 points (12G, 17A) on the power play... Was acquired by Niagara in a trade with Saginaw on Jan. 10, 2017 in exchange for defenceman Hayden Davis along with two draft picks... Helped Russia win a bronze medal at the 2017 U18 World Hockey Championship... Also played for Russia, as an underage player, at the 2016 World U18 Hockey Championship.



24 | BRAD MALONE

POSITION: C **SHOOTS:** L **HEIGHT:** 6'2" **WEIGHT:** 217 lbs


DOB: May 20, 1989 **BIRTHPLACE:** Chatham, NB **HOMETOWN:** Miramichi, NB

OILERS STATUS: Signed as a free agent by the Oilers on July 3, 2017, through 2018-19

NHL DRAFT: Colorado's fourth round selection, 105th overall, in the 2007 NHL Draft

SEASON	TEAM	LEAGUE	GP	REGULAR SEASON					PIM	+/-	PLAYOFFS					
				G	A	PTS					GP	G	A	PTS	PIM	+/-
2006-07	Sioux Falls	USHL	57	14	19	33			134	6	8	3	1	4	24	4
2007-08	North Dakota	WCHA	34	1	2	3			44	0	-	-	-	-	-	-
2008-09	North Dakota	WCHA	41	5	12	17			77	5	-	-	-	-	-	-
2009-10	North Dakota	WCHA	43	11	14	25			102	14	-	-	-	-	-	-
2010-11	North Dakota	WCHA	43	16	24	40			108	23	-	-	-	-	-	-
2010-11	Lake Erie	AHL	-	-	-	-			-	-	3	0	1	1	2	0
2011-12	COLORADO	NHL	9	0	2	2			0	1	-	-	-	-	-	-
2011-12	Lake Erie	AHL	67	11	25	36			89	-7	-	-	-	-	-	-
2012-13	COLORADO	NHL	13	1	1	2			16	-7	-	-	-	-	-	-
2012-13	Lake Erie	AHL	63	10	14	24			99	-13	-	-	-	-	-	-
2013-14	COLORADO	NHL	32	3	2	5			23	-4	6	0	0	0	2	-1
2013-14	Lake Erie	AHL	35	8	7	15			74	-8	-	-	-	-	-	-
2014-15	CAROLINA	NHL	65	7	8	15			75	-7	-	-	-	-	-	-
2015-16	CAROLINA	NHL	57	2	4	6			75	-11	-	-	-	-	-	-
2016-17	Hershey	AHL	52	7	13	20			66	3	-	-	-	-	-	-
2016-17	Chicago	AHL	19	4	4	8			6	3	-	-	-	-	-	-
2017-18	EDMONTON	NHL	7	0	0	0			6	0	-	-	-	-	-	-
2017-18	Bakersfield	AHL	56	13	20	33			49	-9	-	-	-	-	-	-
	NHL TOTALS		183	13	17	30			194	-29	6	0	0	0	2	-1
	AHL TOTALS		292	53	83	136			384	-30	3	0	1	1	2	0
	NCAA TOTALS		161	33	52	85			331	42	-	-	-	-	-	-
	USHL TOTALS		57	14	19	33			134	6	8	3	1	4	24	4

Entering his seventh professional season... His first career NHL goal came on Apr. 8, 2013 vs. Calgary... Played four years with the University of North Dakota from 2007-11, winning one WCHA Championship in 2010... The nephew of former NHLer Greg Malone.



RYAN MANTHA

POSITION: D **SHOOTS:** R **HEIGHT:** 6'5" **WEIGHT:** 229 lbs


DOB: June 18, 1996 **BIRTHPLACE:** North Bay, ON **HOMETOWN:** Clarkston, MI

OILERS STATUS: Signed as an unsigned draft pick by the Oilers on Mar. 1, 2017, through 2019-20

NHL DRAFT: New York Rangers' fourth round selection, 104th overall, in the 2014 NHL Draft

SEASON	TEAM	LEAGUE	GP	REGULAR SEASON					+/-	PLAYOFFS				
				G	A	PTS	PIM			GP	G	A	PTS	PIM
2012-13	Sioux City	USHL	52	1	6	7	48		n/a	-	-	-	-	-
2013-14	USA U18	HLINKA	5	0	1	1	27		2	Won silver medal				
2013-14	Sioux City	USHL	29	1	5	6	51		n/a	-	-	-	-	-
2013-14	Indiana	USHL	24	2	7	9	20		n/a	10	0	3	3	11
2014-15	Niagara	OHL	52	10	15	25	45		21	11	1	5	6	14
2015-16	Niagara	OHL	65	5	20	25	62		-1	17	3	7	10	14
2016-17	Niagara	OHL	65	17	41	58	70		-17	4	2	2	4	6
2016-17	Bakersfield	AHL	2	0	0	0	0		0	-	-	-	-	-
2017-18	Bakersfield	AHL	41	3	7	10	8		0	-	-	-	-	-
	AHL TOTALS		43	3	7	10	6		0	-	-	-	-	-
	OHL TOTALS		135	19	98	117	118		3	15	2	10	12	34
	USHL TOTALS		105	4	18	22	119		n/a	10	0	2	2	11

Appeared in 41 games with Bakersfield (AHL) in his first professional season... Led Niagara defencemen in scoring in 2016-17, with 58 points (17G, 41A) and ranked second on the team — also led the team in power play goals (10) and power play points (29)... Played for the U.S. National Under-18 Team at the 2013 Hlinka Memorial... The nephew of former NHL and Oilers defenceman Moe Mantha.



JOHN MARINO

POSITION: D **SHOOTS:** R **HEIGHT:** 6'2" **WEIGHT:** 181 lbs

DOB: May 21, 1997 **BIRTHPLACE:** Brockton, MA **HOMETOWN:** Brockton, MA

OILERS STATUS: Unsigned draft pick

NHL DRAFT: Edmonton's sixth round selection, 154th overall, in the 2015 NHL Draft

SEASON	TEAM	LEAGUE	GP	REGULAR SEASON					+/-	PLAYOFFS				
				G	A	PTS	PIM			GP	G	A	PTS	PIM
2013-14	South Shore	USPHL Pr	34	6	11	17	16		n/a	5	0	2	2	2
2014-15	South Shore	USPHL Pr	49	4	24	28	42		n/a	5	0	2	2	6
2015-16	Tri-City	USHL	56	5	25	30	43		5	11	0	2	2	6
2016-17	Harvard Univ.	H-EAST	32	2	13	15	24		20	-	-	-	-	-
2016-17	Harvard Univ.	H-EAST	33	2	14	16	10		21	4	0	3	3	6
	NCAA TOTALS		65	4	27	31	34		41	4	0	3	3	6
	USHL TOTALS		56	5	25	30	43		5	-	-	-	-	-
	USPHL PREMIER TOTALS		83	10	35	45	58		0	10	0	4	4	8

Entering his junior year at Harvard University... Won the ECAC Championship with Harvard in 2016-17, and was named to the NCAA All-Ivy Second All-Star Team as a freshman... Won the Clark Cup with the USHL's Tri-City Storm in 2016.



65 | COOPER MARODY

POSITION: C **SHOOTS:** R **HEIGHT:** 6'0" **WEIGHT:** 184 lbs

DOB: December 20, 1996 **BIRTHPLACE:** Brighton, MI **HOMETOWN:** Brighton, MI

OILERS STATUS: Acquired from Philadelphia in a trade on Mar. 21, 2018 in exchange for a third round draft pick; Signed to a three-year entry-level contract with the Oilers on Apr. 8, 2018

NHL DRAFT: Philadelphia's sixth round selection, 158th overall, in the 2015 NHL Draft

SEASON	TEAM	LEAGUE	GP	REGULAR SEASON				PIM	+/-	PLAYOFFS					
				G	A	PTS				GP	G	A	PTS	PIM	+/-
2013-14	Muskegon	USHL	58	9	21	30		36	-1	-	-	-	-	-	-
2014-15	Muskegon	USHL	14	2	7	9		4	-3	-	-	-	-	-	-
2014-15	Sioux Falls	USHL	38	20	29	49		28	4	12	1	11	12	10	6
2015-16	Michigan	Big Ten	32	10	14	24		20	0	-	-	-	-	-	-
2016-17	Michigan	Big Ten	18	5	10	15		8	-3	-	-	-	-	-	-
2017-18	Michigan	Big Ten	40	16	35	51		24	20	10	6	9	15	8	6
2017-18	Bakersfield	AHL	3	1	2	3		2	0	-	-	-	-	-	-
	AHL TOTALS		3	1	2	3		2	0	-	-	-	-	-	-
	NCAA TOTALS		90	31	59	90		52	17	-	-	-	-	-	-
	USHL TOTALS		110	31	57	88		68	0	12	1	11	12	10	6

Played three seasons with the Michigan Wolverines in the NCAA's Big Ten conference... Led the Big Ten conference in scoring in 2017-18, posting 51 points in 40 games... Finished his collegiate career with points in four consecutive games, and points in ten of his last 11 games (6G+12A=18PTS)... Was named First Team All-Big Ten... Named Second Team All-American... Celebrated his 10th birthday at the Yost Ice Arena, Michigan's home arena where he would eventually play for three seasons.



RYAN McLEOD

POSITION: C **SHOOTS:** L **HEIGHT:** 6'2" **WEIGHT:** 207 lbs

DOB: September 21, 1999 **BIRTHPLACE:** Mississauga, ON **HOMETOWN:** Mississauga, ON

OILERS STATUS: Unsigned draft pick

NHL DRAFT: Edmonton's second round selection, 40th overall, in the 2018 NHL Draft

SEASON	TEAM	LEAGUE	GP	REGULAR SEASON				PIM	+/-	PLAYOFFS					
				G	A	PTS				GP	G	A	PTS	PIM	+/-
2015-16	Mississauga	OHL	26	7	13	20		16	-6	7	0	2	2	2	1
2016-17	Canada U18	Hlinka	4	0	0	0		4	-	Finished fifth overall					
2016-17	Mississauga	OHL	68	9	33	42		36	12	20	5	15	20	2	13
2017-18	Mississauga	OHL	68	26	44	70		26	-2	6	2	3	5	6	-4
	OHL TOTALS		198	42	90	132		78	4	33	7	20	27	10	10

Has just completed his third full season with the OHL's Mississauga Steelheads... Played for Canada at the 2018 World Junior Hockey Showcase in August, 2018 in Kamloops, BC... Ranked third in team scoring for Mississauga in 2017-18, with 70 points in 68 games... Played for Canada's National Under-18 Team at the 2016 Hlinka Cup, finishing fifth overall... His brother Michael was selected by the New Jersey Devils in the first round, 12th overall, at the 2016 NHL Draft... Was Flint's first round selection, third overall, in the 2015 OHL Priority Selection.



GRAHAM MCPHEE

POSITION: LW **SHOOTS:** L **HEIGHT:** 6'0" **WEIGHT:** 179 lbs

DOB: July 24, 1998 **BIRTHPLACE:** Bethesda, MD **HOMETOWN:** Bethesda, MD

OILERS STATUS: Unsigned draft pick

NHL DRAFT: Edmonton's fifth round selection, 149th overall, in the 2016 NHL Draft

SEASON	TEAM	LEAGUE	GP	REGULAR SEASON					+/-	PLAYOFFS					
				G	A	PTS	PIM	GP		G	A	PTS	PIM	+/-	
2014-15	Team USA	USHL	31	2	10	12	42	-12	-	-	-	-	-	-	
2015-16	Team USA	USHL	20	5	0	5	16	1	-	-	-	-	-	-	
2015-16	USA U18	USDP	50	10	8	18	51	n/a	-	-	-	-	-	-	
2015-16	USA U18	WU18	7	2	3	5	29	3	Won a gold medal						
2016-17	Boston College	H-EAST	39	2	8	10	42	1	-	-	-	-	-	-	
2017-18	Boston College	H-EAST	36	12	12	24	47	-1	2	0	3	3	0	1	
	NCAA TOTALS		75	14	20	34	89	0	2	0	3	3	0	1	
	USHL TOTALS		51	7	10	17	58	-11	-	-	-	-	-	-	

Set personal bests in his sophomore year at Boston College, with 24 points (12 goals, 12 assists)... Scored his first career shorthanded goal against UMass Lowell in the Hockey East title game on March 18... Member of the U.S. Men's National Under-18 Team at the 2016 IIHF Under-18 World Hockey Championship in Grand Forks, North Dakota... Son of Vegas Golden Knights General Manager and former NHLer George McPhee.



MARKUS NIEMELAINEN

POSITION: D **SHOOTS:** L **HEIGHT:** 6'4" **WEIGHT:** 190 lbs

DOB: January 8, 1998 **BIRTHPLACE:** Kuopio, FIN **HOMETOWN:** Kuopio, FIN

OILERS STATUS: Unsigned draft pick

NHL DRAFT: Edmonton's third round selection, 63rd overall, in the 2016 NHL Draft

SEASON	TEAM	LEAGUE	GP	REGULAR SEASON					+/-	PLAYOFFS					
				G	A	PTS	PIM	GP		G	A	PTS	PIM	+/-	
2014-15	HPK U20	FIN Jr. A	39	2	14	16	28	24		12	0	5	5	4	8
2014-15	FIN U18	WU18	7	0	0	0	0	-2		Won silver medal					
2015-16	FIN U18	HLINKA	5	0	2	2	6	3		Finished fourth overall					
2015-16	Saginaw	OHL	65	1	26	27	28	-23		4	0	0	0	0	0
2015-16	FIN U18	WU18	7	0	1	1	6	1		Won gold medal					
2016-17	Saginaw	OHL	59	3	6	9	40	-5		-	-	-	-	-	-
2017-18	HPK	SM-Liiga	42	1	2	3	24	-12		-	-	-	-	-	-
2017-18	LeKi	Mestis	1	0	0	0	0	-1		-	-	-	-	-	-
2017-18	HPK U20	FIN Jr. A	0	0	0	0	0	0		5	0	0	0	2	-1
	OHL TOTALS		124	4	32	36	68	-28		4	0	0	0	0	-6
	SM-LIIGA TOTALS		42	1	2	3	24	-1		-	-	-	-	-	-
	MESTIS TOTALS		1	0	0	0	0	-1		-	-	-	-	-	-
	FIN JR A TOTALS		39	2	14	16	28	24		17	0	5	5	6	7

Entering his second season with HPK in the SM-Liiga, Finland's top professional league... Also made appearances with LeKi of the Mestis League, Finland second level professional league and joined the HPK U20 team for their playoffs at the end of the SM-Liiga season... Played two seasons with the OHL's Saginaw Spirit... Won a gold medal with Finland's National Under-18 Team at the 2016 World U18 Men's Championship... Also played for Finland at the 2015 World U18 Men's Hockey Championship and the 2015 Hlinka Memorial.



JOEL PERSSON

POSITION: D **SHOOTS:** R **HEIGHT:** 5'11" **WEIGHT:** 170 lbs

DOB: March 4, 1994 **BIRTHPLACE:** Kristianstad, SWE **HOMETOWN:** Kristianstad, SWE

OILERS STATUS: Signed through 2018-19

NHL DRAFT: Signed as an undrafted free agent on May 18, 2018

SEASON	TEAM	LEAGUE	GP	REGULAR SEASON					GP	PLAYOFFS				
				G	A	PTS	PIM	+/-		G	A	PTS	PIM	+/-
2010-11	Kristianstads IK J20	SWE Jr D1	20	4	8	12	6	n/a	-	-	-	-	-	-
2011-12	Kristianstads IK J20	SWE Jr D1	19	6	16	22	n/a	n/a	-	-	-	-	-	-
2011-12	Kristianstads IK	SWE D1	17	0	1	1	0	1	-	-	-	-	-	-
2012-13	Kristianstad/Osby J20	SWE Jr D1	8	9	9	18	16	n/a	4	1	5	6	6	n/a
2012-13	Kristianstads IK	SWE D1	25	0	2	2	2	0	-	-	-	-	-	-
2012-13	Osby IK	SWE D2	15	2	7	9	12	n/a	-	-	-	-	-	-
2013-14	Kristianstads IK	SWE D1	10	0	1	1	6	3	-	-	-	-	-	-
2013-14	Osby IK	SWE D2	26	3	13	16	18	n/a	6	5	11	16	12	n/a
2014-15	Tyringe SoSS	SWE D2	36	11	35	46	4	n/a	12	1	8	9	4	n/a
2015-16	Tyringe SoSS	SWE D1	31	6	10	16	10	1	-	-	-	-	-	-
2016-17	Kristianstads IK	SWE D1	38	10	30	40	6	23	14	2	11	13	4	2
2017-18	Vaxjo Lakers	SHL	51	6	28	34	8	17	13	1	4	5	0	6
2017-18	Vaxjo Lakers	ChLea	13	1	10	11	2	4	-	-	-	-	-	-
	SHL TOTALS		51	6	28	34	8	17	13	1	4	5	0	6
	SWE D1 TOTALS		121	16	44	60	24	28	14	2	11	13	4	2
	SWE D2 TOTALS		77	16	55	71	34	n/a	18	6	19	25	16	n/a
	SWE U20 D1 TOTALS		47	19	33	52	22	n/a	4	1	5	6	6	0

Entering his second season with the SHL's Vaxjo Lakers, on loan from the Oilers... Helped Vaxjo capture the SHL championship in 2017-18... Led all Swedish Division 1 defencemen in points (40) in 2016-17.



AAPELE RASANEN

POSITION: C **SHOOTS:** R **HEIGHT:** 6'0" **WEIGHT:** 208 lbs

DOB: June 1, 1998 **BIRTHPLACE:** Tampere, FIN **HOMETOWN:** Tampere, FIN

OILERS STATUS: Unsigned draft pick

NHL DRAFT: Edmonton's sixth round selection, 153rd overall, in the 2016 NHL Draft

SEASON	TEAM	LEAGUE	GP	REGULAR SEASON					GP	PLAYOFFS				
				G	A	PTS	PIM	+/-		G	A	PTS	PIM	+/-
2014-15	Tappara	FIN Jr. A	41	5	7	12	22	-5	-	-	-	-	-	-
2015-16	FIN U18	HLINKA	5	0	3	3	2	-2	-	-	-	-	-	-
2015-16	Tappara	FIN Jr. A	50	19	19	38	26	17	3	1	0	1	0	-
2015-16	FIN U18	WU18	7	3	6	9	12	8	-	-	-	-	-	-
2016-17	Sioux City	USHL	38	7	18	25	30	21	13	2	2	4	12	3
2016-17	FIN U20	WJHC	6	2	4	6	2	-1	-	-	-	-	-	-
2017-18	Boston College	H-EAST	32	4	12	16	45	7	3	0	2	2	2	0
2017-18	FIN U20	WJHC	5	4	0	4	4	1	-	-	-	-	-	-
	NCAA TOTALS		32	4	12	16	45	7	-	-	-	-	-	-
	USHL TOTALS		38	7	18	25	30	21	13	2	2	4	12	3
	FINLAND JUNIOR A TOTALS		91	24	26	50	48	12	3	1	0	1	0	-

Entering his sophomore season at Boston College... Named to the Hockey East 2017-18 All-Academic Team... Played for Finland at the 2018 World Junior Hockey Championship in Buffalo, NY ... Played for Finland at the 2017 World Juniors in Toronto/Montreal, leading his team with a 66.9 faceoff percentage, and named by the coaching staff as one of the team's top three players ... Won a gold medal with Finland at the 2016 U18 World Championship, where the coaching staff voted him as one of the top three players on the team ... His father Aimo is an actor in Finland, and has appeared in movies, television and theater, most recently in the Finnish Television Series *Up-Veden vangit*.



OLIVIER RODRIGUE

POSITION: G **CATCHES:** L **HEIGHT:** 6'1" **WEIGHT:** 158 lbs


DOB: July 6, 2000 **BIRTHPLACE:** Chicoutimi, QC **HOMETOWN:** Chicoutimi, QC

OILERS STATUS: Unsigned draft pick

NHL DRAFT: Edmonton's second round selection, 62nd overall, in the 2018 NHL Draft

SEASON	TEAM	LEAGUE	REGULAR SEASON								PLAYOFFS						
			GP	W	L	OT/T	MIN	GA	SO	GAA	GP	W	L	MIN	GA	SO	GAA
2016-17	Drummondville	QMJHL	41	14	20	1	2,332	140	1	3.60	2	0	2	65	5	0	4.58
2017-18	Canada U18	Hlinka	4	4	0	0	240	4	0	1.00	Won a gold medal						
2017-18	Drummondville	QMJHL	53	31	16	3	3,001	127	3	2.54	10	5	5	648	27	0	2.50
2017-18	Canada U18	WU18	3	2	1	0	181	4	1	1.33	Finished fifth overall						
QMJHL TOTALS			94	45	36	4	5,333	267	4	3.00	12	5	7	713	32	0	2.69

Has completed two seasons with the QMJHL's Drummondville Voltigeurs... Played for Canada at the 2018 World Junior Hockey Showcase in August, 2018 in Kamloops, BC... Played for Canada at the 2018 U18 World Hockey Championship, finishing fifth overall... Played for Canada's National Under-18 Team at the 2017 Hlinka Cup, winning a gold medal... Played for Canada White at the 2016 World Under-17 Challenge... Played for Canada at the 2016 Youth Olympics, capturing a silver medal... Drummondville's first round pick, third overall, at the 2016 QMJHL Entry Draft.



52 | PATRICK RUSSELL

POSITION: RW **SHOOTS:** R **HEIGHT:** 6'1" **WEIGHT:** 203 lbs


DOB: January 4, 1993 **BIRTHPLACE:** Bickerod, DEN **HOMETOWN:** Bickerod, DEN

OILERS STATUS: Signed through 2018-19

NHL DRAFT: Signed as an undrafted college free agent by the Oilers on May 9, 2016

SEASON	TEAM	LEAGUE	GP	REGULAR SEASON					+/-	PLAYOFFS					
				G	A	PTS	PIM	GP		G	A	PTS	PIM	+/-	
2009-10	Denmark U18	WU18 D1	5	2	7	9	0	7	Won silver medal						
2010-11	Linköping HC J20	Swe JE	4	0	0	0	2	n/a	-	-	-	-	-	-	
2010-11	Denmark U18	WU18 D1	5	5	9	14	0	7	Won gold medal						
2010-11	Denmark U20	WJC D1	5	7	1	8	2	8	Won gold medal						
2011-12	Linköping HC J20	Swe JE	1	0	0	0	0	0	1	0	0	0	0	0	
2012-13	Linköping HC J20	Swe JE	37	18	18	36	6	24	5	0	3	3	4	-1	
2012-13	Denmark U20	WJC D1A	5	1	1	2	18	0	Won bronze medal						
2013-14	Waterloo	USHL	55	29	20	49	40	21	12	5	3	8	6	3	
2014-15	St. Cloud State	NCHC	40	10	15	25	12	-5	-	-	-	-	-	-	
2015-16	St. Cloud State	NCHC	41	20	21	41	14	24	-	-	-	-	-	-	
2016-17	Bakersfield	AHL	68	8	9	17	22	-8	-	-	-	-	-	-	
2016-17	Denmark	WHC	7	1	0	1	0	-2	Finished 12th overall						
2017-18	Bakersfield	AHL	68	14	13	27	48	-8	-	-	-	-	-	-	
2017-18	Denmark	WHC	7	0	0	0	0	0	Finished 10th overall						
	AHL TOTALS		136	22	22	44	70	-9	-	-	-	-	-	-	
	NCAA TOTALS		81	30	36	66	26	19	-	-	-	-	-	-	
	USHL TOTALS		55	29	20	49	40	21	12	5	3	8	6	3	
	SWE SUPERELIT TOTALS		42	18	18	36	8	24	6	0	3	3	4	-1	

Entering his third professional season... Signed a one-year contract extension with the Oilers on Jun. 8, 2018... Set personal highs in 2017-18 with 14 goals, 13 assists and 27 points with Bakersfield (AHL)... Played for Denmark at the 2016 and 2017 World Championships... Played two seasons at St. Cloud State, capturing the NCHC title in 2016... Was named to the 2015 All-NCHC Rookie Team... Played one season with the USHL's Waterloo Black Hawks in 2013-14... Has represented Denmark at two World Under-18 Championships, D1 and two World Junior Championships, D1, serving as a team captain at the 2013 WHC, Division 1A.



59 | OSTAP SAFIN

POSITION: RW **SHOOTS:** R **HEIGHT:** 6'5" **WEIGHT:** 204 lbs


DOB: February 11, 1999 **BIRTHPLACE:** Prague, CZE **HOMETOWN:** Prague, CZE

OILERS STATUS: Signed a three-year entry-level contract with the Oilers on Mar. 6, 2018

NHL DRAFT: Edmonton's fourth round selection, 115th overall, in the 2017 NHL Draft

SEASON	TEAM	LEAGUE	GP	REGULAR SEASON					+/-	PLAYOFFS				
				G	A	PTS	PIM			GP	G	A	PTS	PIM
2015-16	Sparta U20	CZE U20	2	0	0	0	2		0	-	-	-	-	-
2015-16	Sparta Praha	CZE	1	0	0	0	0		0	-	-	-	-	-
2016-17	CZE U18	HLINKA	4	3	1	4	2		1	-	-	-	-	-
2016-17	Sparta U20	CZE U20	24	6	12	18	66		6	6	4	5	9	2
2016-17	Sparta Praha	CZE	8	1	1	2	2		2	-	-	-	-	-
2016-17	Litomerice	CZE 2	3	0	0	0	0		-1	-	-	-	-	-
2016-17	CZE U18	WU18	5	1	3	4	2		-1	-	-	-	-	-
2017-18	Saint John	QMJHL	61	26	32	58	31		-29	-	-	-	-	-
2017-18	CZE U20	WJHC	7	1	2	3	6		1	-	-	-	-	-
2017-18	Bakersfield	AHL	9	1	0	1	2		-1	-	-	-	-	-
	AHL TOTALS		9	1	0	1	2		-1	-	-	-	-	-
	QMJHL TOTALS		61	26	32	58	31		-29	-	-	-	-	-
	CZE TOTALS		9	1	1	2	2		2	-	-	-	-	-
	CZE 2 TOTALS		3	0	0	0	0		-1	-	-	-	-	-
	CZE U20 TOTALS		26	6	12	18	68		6	6	4	5	9	2

Led the QMJHL's Saint John Sea Dogs in scoring in 2017-18, his rookie season... Led team with 26 goals and 32 assists ... Played for the Czech Republic at the 2018 World Junior Hockey Championship in Buffalo, NY... Saint John's first round selection, 53rd overall, in the CHL Import Draft... Represented the Czech Republic at both the Ivan Hlinka Memorial tournament and the 2017 U18 World Hockey Championship... Helped the Czech Republic's National Men's Under-18 Team win its first gold medal at the 2016 Ivan Hlinka Memorial tournament.



78 | DMITRI SAMORUKOV

POSITION: D **SHOOTS:** L **HEIGHT:** 6'2.5" **WEIGHT:** 188 lbs

DOB: June 16, 1999 **BIRTHPLACE:** Volgograd, RUS **HOMETOWN:** Volgograd, RUS

OILERS STATUS: Signed a three-year entry-level contract with Edmonton on Sept. 7, 2017

NHL DRAFT: Edmonton's third round selection, 84th overall, in the 2017 NHL Draft

SEASON	TEAM	LEAGUE	GP	REGULAR SEASON					+/-	PLAYOFFS				
				G	A	PTS	PIM			GP	G	A	PTS	PIM
2015-16	CSKA Moscow U20	MHL	3	1	0	1	0		2	-	-	-	-	-
2015-16	RUS U18	WU18	5	1	4	5	2		0	Finished sixth overall				
2016-17	RUS U18	HLINKA	5	0	2	2	16		1	Won bronze medal				
2016-17	Guelph	OHL	67	4	16	20	41		-24	-	-	-	-	-
2016-17	RUS U18	WU18	7	1	4	5	6		2	Won bronze medal				
2017-18	Guelph	OHL	62	11	23	34	29		-10	6	0	2	2	6
2017-18	RUS U20	WJHC	5	0	1	1	4		-3	Finished fifth overall				
2017-18	Bakersfield	AHL	5	0	2	2	2		2	-	-	-	-	-
	AHL TOTALS		5	0	2	2	2		2	-	-	-	-	-
	OHL TOTALS		129	15	39	54	70		-34	6	0	2	2	6
	MHL TOTALS		28	4	12	16	26		2	-	-	-	-	-

Set career highs in 2017-18, in his second season with the OHL's Guelph Storm, with 34 points, 11 goals and 23 assists... Played for Russia at the 2018 World Junior Hockey Championship, losing out in the quarter-finals and finishing fifth overall... Helped Russia win bronze at the 2017 U18 World Hockey Championship... Played for Russia's National Men's Under-18 Team as an underage player at the 2016 U18 World Hockey Championship... A first round pick, second overall, by Guelph in the 2016 CHL Import Draft... His father, Andrey, is a former professional soccer goalkeeper in Russia, who now coaches with the reserve team for PFC CSKA Moscow.



PATRIK SIIKANEN

POSITION: LW **SHOOTS:** L **HEIGHT:** 6'1" **WEIGHT:** 198 lbs

DOB: April 16, 2000 **BIRTHPLACE:** Espoo, FIN **HOMETOWN:** Espoo, FIN

OILERS STATUS: Unsigned draft pick

NHL DRAFT: Edmonton's seventh round selection, 195th overall, in the 2018 NHL Draft

SEASON	TEAM	LEAGUE	GP	REGULAR SEASON					PIM	+/-	PLAYOFFS				
				G	A	PTS					G	A	PTS	PIM	+/-
2017-18	Blues U20	FIN Jr. A	24	10	7	17			4	6	3	1	0	1	0
	FIN JR. A TOTALS		24	10	7	17			4	6	3	1	0	1	0

Entering his second season with the Blues U20 team in the Finnish Jr. A SM-liiga... Helped the Blues U18 finish second in the Finnish Jr. B SM-sarja... Played for Finland's U17 and U18 programs and participated in national junior camps during the summer of 2018.



50 | STUART SKINNER

POSITION: G **CATCHES:** L **HEIGHT:** 6'3.5" **WEIGHT:** 206 lbs


DOB: November 1, 1998 **BIRTHPLACE:** Edmonton, AB **HOMETOWN:** Edmonton, AB

OILERS STATUS: Signed through 2020-21

NHL DRAFT: Edmonton's third round selection, 78th overall, in the 2017 NHL Draft

SEASON	TEAM	LEAGUE	GP	REGULAR SEASON							GP	PLAYOFFS				
				W	L	OT/T	MIN	GA	SO	GAA		W	L	MIN	GA	GAA
2013-14	Lethbridge	WHL	4	0	3	0	197	17	0	5.17	-	-	-	-	-	-
2014-15	Lethbridge	WHL	43	13	20	5	2,327	143	1	3.69	-	-	-	-	-	-
2015-16	Lethbridge	WHL	44	27	10	1	2,238	102	3	2.73	4	1	3	191	12	3.76
2015-16	Canada U18	WU18	3	2	0	0	127	6	0	2.82	Finished fourth overall					
2016-17	Lethbridge	WHL	60	34	18	5	3,386	184	2	3.26	20	10	10	1,243	64	3.09
2017-18	Lethbridge	WHL	31	14	15	2	1,737	98	4	3.38	-	-	-	-	-	-
2017-18	Swift Current	WHL	25	16	6	2	1,433	64	2	2.68	26	16	10	1,609	59	2.20
2017-18	Swift Current	MemCup	3	0	2	1	179	12	0	4.02	Finished fourth overall					
	WHL TOTALS		207	104	72	15	11,318	608	12	3.22	50	27	23	3,043	135	2.66

Played four full seasons in the WHL with Lethbridge and Swift Current... Led Swift Current to a WHL Championship in 2017-18, recording six shutouts, a 2.20 GAA and a .932 SV% .. Played in the 2018 Memorial Cup, matching a tournament record with 54 saves in a 2-1 loss to Kingston on May 21, 2018... Acquired in a trade by Swift Current from Lethbridge on Jan. 9, 2018... Attended Canada's National Junior Team development camp in August, 2017... Played for Canada at the 2015 U18 World Hockey Championship in Grand Forks, ND, finishing fourth... Comes from a family of nine children, whose first names all start with the letter 'S' (Samantha, Shannon, Sharon, Sandra, Sarah, Sheldon, Scott, Stephen)... Signed to a three-year entry level contract by the Oilers on May 15, 2018.



ANTON SLEPYSHEV

POSITION: RW/LW **SHOOTS:** R **HEIGHT:** 6'2" **WEIGHT:** 218 lbs

DOB: May 13, 1994 **BIRTHPLACE:** Penza, RUS **HOMETOWN:** Penza, RUS

OILERS STATUS: Restricted free agent

NHL DRAFT: Edmonton's third round selection, 88th overall, in the 2013 NHL Draft

SEASON	TEAM	LEAGUE	GP	REGULAR SEASON					+/-	PLAYOFFS					
				G	A	PTS	PIM			GP	G	A	PTS	PIM	+/-
2010-11	RUS U18	WU18	7	3	1	4	0	-1		Won bronze medal					
2011-12	Novokuznetsk	KHL	39	4	3	7	2	-8		-	-	-	-	-	-
2011-12	Kuznetskie	MHL	13	7	2	9	6	11		-	-	-	-	-	-
2012-13	RUS U20	CRSS	4	2	1	3	0	n/a		Lost series 2-2 (tie-breaker)					
2012-13	Novokuznetsk	KHL	15	3	0	3	2	-5		-	-	-	-	-	-
2012-13	Ufa	KHL	11	4	2	6	2	3		14	0	0	0	0	-2
2012-13	Ufa	MHL	-	-	-	-	-	-		3	0	1	1	12	0
2012-13	RUS U20	WJC	7	0	1	1	4	4		Won bronze medal					
2013-14	Ufa	KHL	36	3	5	8	4	5		-	-	-	-	-	-
2013-14	Ufa	MHL	2	2	2	4	0	3		-	-	-	-	-	-
2013-14	RUS U20	WJC	7	2	5	7	0	6		Won bronze medal					
2014-15	Ufa	KHL	58	15	10	25	12	1		5	0	2	2	0	0
2015-16	EDMONTON	NHL	11	0	1	1	2	-5		-	-	-	-	-	-
2015-16	Bakersfield	AHL	49	13	8	21	28	-11		-	-	-	-	-	-
2016-17	EDMONTON	NHL	41	4	6	10	4	5		12	3	0	3	4	1
2016-17	Bakersfield	AHL	9	3	7	10	4	5		-	-	-	-	-	-
2017-18	EDMONTON	NHL	50	6	6	12	8	-4		-	-	-	-	-	-
2017-18	Bakersfield	AHL	1	0	0	0	2	1		-	-	-	-	-	-
	NHL TOTALS		102	10	13	23	14	-4		12	3	0	3	4	1
	AHL TOTALS		59	16	15	31	36	-7		-	-	-	-	-	-
	KHL TOTALS		159	29	20	49	22	-4		37	2	3	5	6	0

Playing for the KHL's CSKA Moscow in 2018-19... Appeared in 102 NHL games for Edmonton over three seasons (2015-18)... Made his NHL debut with the Oilers on Oct. 8 at STL... Played in the KHL from 2011-15, with Novokuznetsk, then Ufa... Novokuznetsk' first selection, first overall in the 2011 KHL Junior Draft... Won three bronze medals with Russian National Teams, at the 2011 U18 World Hockey Championship, the 2013 and 2014 World Junior Hockey Championship... Served as team captain for Russia at the 2014 World Junior Hockey Championship.



20 | RYAN STANTON

POSITION: D **SHOOTS:** L **HEIGHT:** 6'2" **WEIGHT:** 205 lbs

DOB: July 20, 1989 **BIRTHPLACE:** St. Albert, AB **HOMETOWN:** St. Albert, AB


OILERS STATUS: Signed as a free agent by the Oilers on July 1, 2017 through 2018-19

NHL DRAFT: Signed as an undrafted free agent by Chicago on Mar. 12, 2010

SEASON	TEAM	LEAGUE	GP	REGULAR SEASON					+/-	PLAYOFFS				
				G	A	PTS	PIM	GP		G	A	PTS	PIM	+/-
2005-06	Moose Jaw	WHL	2	0	0	0	2	0	-	-	-	-	-	-
2006-07	Moose Jaw	WHL	54	0	8	8	75	1	-	-	-	-	-	-
2007-08	Moose Jaw	WHL	58	4	16	20	68	11	6	0	0	0	2	-2
2008-09	Moose Jaw	WHL	69	5	29	34	111	-40	-	-	-	-	-	-
2009-10	Moose Jaw	WHL	59	10	30	40	81	-4	7	0	6	6	4	-6
2009-10	Rockford	AHL	2	0	1	1	0	2	2	0	0	0	0	-1
2010-11	Rockford	AHL	73	3	14	17	76	9	-	-	-	-	-	-
2011-12	Rockford	AHL	76	3	14	17	130	-4	-	-	-	-	-	-
2012-13	CHICAGO	NHL	1	0	0	0	2	1	-	-	-	-	-	-
2012-13	Rockford	AHL	73	3	22	25	126	16	-	-	-	-	-	-
2013-14	VANCOUVER	NHL	64	1	15	16	32	5	-	-	-	-	-	-
2014-15	VANCOUVER	NHL	54	3	8	11	35	9	-	-	-	-	-	-
2015-16	WASHINGTON	NHL	1	0	0	0	2	-1	-	-	-	-	-	-
2015-16	Hershey	AHL	60	4	12	16	69	13	21	3	2	5	32	5
2016-17	San Antonio	AHL	15	1	3	4	29	7	-	-	-	-	-	-
2016-17	Cleveland	AHL	33	1	7	8	40	12	-	-	-	-	-	-
2017-18	Bakersfield	AHL	46	2	6	8	44	1	-	-	-	-	-	-
	NHL TOTALS		120	4	23	27	71	14	-	-	-	-	-	-
	AHL TOTALS		378	17	79	96	514	57	23	3	2	5	32	4
	WHL TOTALS		242	19	83	102	337	-32	13	0	6	6	6	-8

Entering his tenth professional season, second with the Oilers organization... Acquired by Columbus from Colorado on Oct. 15, 2016 in exchange for Cody Goloubef... Appeared in 64 games with Vancouver in 2013-14, his rookie NHL season... Claimed off waivers by Vancouver on Sept. 30, 2013...

Was named Rockford's Most Improved Player in 2010-11... Made his NHL debut with Chicago on Apr. 27, 2013 at St. Louis, posting a +1 plus-minus rating, 1 shot on net in 17:05 of ice-time.



40 | SHANE STARRETT

POSITION: G **CATCHES:** L **HEIGHT:** 6'5" **WEIGHT:** 181 lbs

DOB: July 12, 1994 **BIRTHPLACE:** Bellingham, MA **HOMETOWN:** Bellingham, MA

OILERS STATUS: Signed through 2018-19

NHL DRAFT: Signed as an undrafted college free agent by the Oilers on Apr. 10, 2017

SEASON	TEAM	LEAGUE	REGULAR SEASON								PLAYOFFS							
			GP	W	L	OT/T	MIN	GA	SO	GAA	GP	W	L	MIN	GA	SO	GAA	
2013-14	Portland	USPHL Pr	22	8	11	0	1,100	59	2	3.22	2	-	-	-	-	-	5.00	
2013-14	Sioux Falls	USHL	1	0	0	0	1	0	0	0.00	-	-	-	-	-	-	-	
2013-14	Lincoln	USHL	2	0	1	0	16	2	0	7.56	-	-	-	-	-	-	-	
2014-15	South Shore	USPHL Pr	48	11	16	0	1,554	75	0	2.90	5	1	3	187	13	0	4.17	
2015-16	Air Force	AH	33	16	9	5	1,782	57	4	1.92	-	-	-	-	-	-	-	
2016-17	Air Force	AH	37	26	6	4	2,142	71	5	1.99	-	-	-	-	-	-	-	
2017-18	Bakersfield	AHL	3	1	2	0	146	9	0	3.71	-	-	-	-	-	-	-	
2017-18	Wichita	ECHL	38	17	14	3	2,016	101	1	3.01	6	2	4	364	17	1	2.80	
	AHL TOTALS		3	1	2	0	146	9	0	3.71	-	-	-	-	-	-	-	
	ECHL TOTALS		38	17	14	3	2,016	101	1	3.01	6	2	4	364	17	1	2.80	
	NCAA TOTALS		70	42	15	9	3,924	128	9	1.96	-	-	-	-	-	-	-	
	USHL TOTALS		3	0	1	0	17	2	0	7.29	-	-	-	-	-	-	-	
	USPHL PREMIER TOTALS		70	19	27	0	2,654	134	2	3.03	7	inc.	inc.	inc.	inc.	inc.	inc.	

Entering his second professional season... In 2017-18, he appeared in 38 games for Wichita (ECHL), posting 17 wins, 14 losses and three OT losses... Named ECHL Rookie of the Month for November... Played in the 2017 ECHL All-Star Classic ... Named Most Valuable Player and a member of the Atlantic Hockey Conference All-Tournament Team after helping Air Force Academy capture the conference championship... Named Atlantic Hockey Goaltender of the Year in 2015-16... Named to First All-Star Team and the Atlantic Hockey All-Rookie Team in 2015-16... Drafted by the Sioux Falls Stampede in the fourth round, 59th overall, in the 2013 USHL Entry Draft... A USPHL All-Star in 2014- and 2015... His brother Beau, a forward, was drafted by Chicago in the third round, 88th overall, at the 2014 NHL Draft... Has two other brothers, Peter (Harvard, 2009-12) and Troy (Babson, 2001-14) who also played college hockey.



53 | TYLER VESEL

POSITION: C **SHOOTS:** L **HEIGHT:** 5'11" **WEIGHT:** 182 lbs


DOB: April 14, 1994 **BIRTHPLACE:** Duluth, MN **HOMETOWN:** Rochester, MN

OILERS STATUS: Signed through 2018-19

NHL DRAFT: Edmonton's sixth round selection, 153rd overall, in the 2014 NHL Draft

SEASON	TEAM	LEAGUE	GP	REGULAR SEASON					PIM	+/-	PLAYOFFS					PIM	+/-
				G	A	PTS					GP	G	A	PTS			
2013-14	Omaha	USHL	49	33	38	71		22	40		4	3	1	4		0	4
2014-15	Nebraska-Omaha	NCHC	39	8	15	23		2	9		-	-	-	-		-	-
2015-16	Nebraska-Omaha	NCHC	35	6	12	18		2	1		-	-	-	-		-	-
2016-17	Nebraska-Omaha	NCHC	39	14	21	35		6	-5		-	-	-	-		-	-
2017-18	Nebraska-Omaha	NCHC	36	11	21	32		6	-8		2	0	1	1		2	2
2017-18	Bakersfield	AHL	11	3	3	6		0	1		-	-	-	-		-	-
	AHL TOTALS		11	3	3	6		0	1		-	-	-	-		-	-
	NCAA TOTALS		149	39	69	108		16	-3		-	-	-	-		-	-
	USHL TOTALS		49	33	38	71		22	40		10	0	2	2		11	0

Finished the season with Bakersfield, posting six points (3G, 3A) in 11 games... Signed an entry-level contract with the Oilers on May 8, 2019... An alternate captain in 2017-18 at the University of Nebraska-Omaha... Ranked second in team scoring in 2017-18, with 32 points... Named the NCHC Athlete Scholar of the Year in 2017-18... A finalist for the Hobey Baker Award in 2017-18... Finished the season with Bakersfield (AHL), posting six points (3G, 3A) in 11 games... Awarded the NCHC Sportsmanship Award for 2016-17... Was named to the NCHC Academic All-Conference Team in each of his three seasons at Nebraska-Omaha... Played in the 2013-14 USHL All-Star Game, and was named to the USHL Second All-Star Team... His father Scott Schneider played hockey at Colorado College and was drafted by the Winnipeg Jets in 1984.



68 | NOLAN VESEY

POSITION: LW **SHOOTS:** L **HEIGHT:** 5'11.5" **WEIGHT:** 203 lbs

DOB: March 28, 1995 **BIRTHPLACE:** North Reading, MA **HOMETOWN:** North Reading, MA

OILERS STATUS: Acquired in a trade with Toronto on June 8, 2018; Signed through the 2019-20 season

NHL DRAFT: Toronto's sixth round selection, 158th overall, in the 2014 NHL Draft

SEASON	TEAM	LEAGUE	GP	REGULAR SEASON						PLAYOFFS					
				G	A	PTS	PIM	+/-	GP	G	A	PTS	PIM	+/-	
2013-14	South Shore	USPHL 18U	1	2	1	3	0	-	-	-	-	-	-	-	-
2013-14	South Shore	USPHL Pr	48	26	40	66	30	-	-	-	-	-	-	-	-
2014-15	Maine	H-East	36	10	13	23	37	-6	-	-	-	-	-	-	-
2015-16	Maine	H-East	36	5	6	11	41	-11	-	-	-	-	-	-	-
2016-17	Maine	H-East	36	13	10	23	36	-8	-	-	-	-	-	-	-
2017-18	Maine	H-East	37	11	14	25	16	-2	-	-	-	-	-	-	-
NCAA TOTALS			145	39	43	82	130	-27	-	-	-	-	-	-	-

Entering his first professional season... Played at Maine University from 2014-18... Ranked third in scoring with Maine in 2017-18, with 25 points (11G, 14A) in 37 games... Was Maine's rookie of the year in 2014-15... His brother, Jimmy Veseý, was drafted by Nashville in 2012, and plays with the New York Rangers... His father Jim also played 15 games in the NHL, and is the all-time leading scorer at Merrimack.



30 | DYLAN WELLS

POSITION: G **CATCHES:** L **HEIGHT:** 6'1.5" **WEIGHT:** 186 lbs


DOB: July 5, 1987 **BIRTHPLACE:** St. Catharines, ON **HOMETOWN:** St. Catharines, ON

OILERS STATUS: Signed to a three-year entry level contract by the Oilers on May 17, 2017

NHL DRAFT: Edmonton's fifth round selection, 123rd overall, in the 2016 NHL Draft

SEASON	TEAM	LEAGUE	GP	REGULAR SEASON							PLAYOFFS						
				W	L	OT/T	MIN	GA	SO	GAA	GP	W	L	MIN	GA	SO	GAA
2014-15	Peterborough	OHL	27	7	15	4	1,471	97	0	3.96	-	-	-	-	-	-	-
2015-16	Peterborough	OHL	27	9	13	3	1,516	116	0	4.59	-	-	-	-	-	-	-
2016-17	Peterborough	OHL	52	33	15	4	3,026	155	1	3.07	12	8	4	764	32	0	2.51
2017-18	Peterborough	OHL	56	20	30	6	3,230	195	1	3.62	-	-	-	-	-	-	-
2017-18	Wichita	ECHL	1	0	1	0	11	3	0	16.39	-	-	-	-	-	-	-
ECHL TOTALS			1	0	1	0	11	3	0	16.39	-	-	-	-	-	-	-
OHL TOTALS			162	69	73	17	9,243	563	2	3.65	12	8	4	764	32	0	2.51

Played four seasons with the OHL's Peterborough Petes... Attended Canada's National Junior Team's development camp in August, 2017... Tied for third in the OHL with 33 wins in 2016-17 and also shared the fourth best save percentage in the OHL at .916, among goaltenders with 30 games or more... Became the first goaltender in Petes history to score a goal, and ninth OHL goaltender all-time, when he scored a goal into an empty net to clinch a 6-2 victory and series win in Game 4 in Kingston... His father, Robert, is the drummer for Canadian country music singer Tim Hicks.



BOGDAN YAKIMOV

POSITION: C **SHOOTS:** L **HEIGHT:** 6'5" **WEIGHT:** 232 lbs

DOB: October 4, 1994 **BIRTHPLACE:** Nizhnekamsk, RUS **HOMETOWN:** Nizhnekamsk, RUS

OILERS STATUS: Unsigned restricted free agent

NHL DRAFT: Edmonton's third round selection, 83rd overall, in the 2013 NHL Draft

SEASON	TEAM	LEAGUE	GP	REGULAR SEASON					+/-	PLAYOFFS					
				G	A	PTS	PIM			GP	G	A	PTS	PIM	+/-
2010-11	RUS U18	WU18	7	1	1	2	2		1	Won a bronze medal					
2011-12	RUS U18	HLINKA	5	0	0	0	0		-3	Won a bronze medal					
2011-12	Nizhnekamsk	MHL	46	15	10	25	10		-4	2	2	1	3	0	2
2011-12	RUS U18	WJAC	4	2	1	3	0		n/a	Finished fifth overall					
2011-12	RUS U18	WU18	6	3	4	7	0		4	Finished fifth overall					
2012-13	Penza/ Izhevsk	VHL	37	8	14	22	16		12	-	-	-	-	-	-
2012-13	Nizhnekamsk	MHL	11	6	7	13	2		8	-	-	-	-	-	-
2013-14	Nizhnekamsk	KHL	33	7	5	12	2		1	-	-	-	-	-	-
2013-14	Nizhnekamsk	MHL	5	4	2	6	0		2	2	0	1	1	0	-1
2013-14	RUS U20	WJHC	7	1	1	2	4		2	Won a bronze medal					
2014-15	EDMONTON	NHL	1	0	0	0	0		-1	-	-	-	-	-	-
2014-15	Oklahoma City	AHL	57	12	16	28	18		7	-	-	-	-	-	-
2015-16	Bakersfield	AHL	36	5	10	15	10		-4	-	-	-	-	-	-
2015-16	Nizhnekamsk	KHL	11	3	1	4	2		0	4	1	1	2	0	0
2016-17	Nizhnekamsk	KHL	50	3	8	11	4		6	-	-	-	-	-	-
2016-17	Volzhsk	VHL	1	0	0	0	0		-1	-	-	-	-	-	-
2016-17	Nizhnekamsk	KHL	58	8	3	11	12		1	5	0	0	0	10	0
	NHL TOTALS		1	0	0	0	0		-1	-	-	-	-	-	-
	AHL TOTALS		83	17	26	43	28		3	-	-	-	-	-	-
	KHL TOTALS		150	21	17	38	20		8	9	1	1	2	10	0
	VHL TOTALS		38	8	14	22	16		11	-	-	-	-	-	-
	MHL TOTALS		62	25	19	44	12		6	4	2	2	4	0	1

Entering his fourth season with Neftekhimik Nizhnekamsk in the KHL... Appeared in his first NHL game for Edmonton on Oct. 14, 2014 @ LAK, with 11:19 TOI... Won a bronze medal with Russia at the 2014 World Junior Hockey Championship... Played for Russia at the 2011 and 2012 World U18 Hockey Championships, winning bronze medals... Named one of Russia's top three players at the 2012 World U18 Hockey Championship.



56 | KAILER YAMAMOTO

POSITION: RW **SHOOTS:** R **HEIGHT:** 5'8" **WEIGHT:** 153 lbs

DOB: September 29, 1998 **BIRTHPLACE:** Spokane, WA **HOMETOWN:** Spokane, WA

OILERS STATUS: Signed to a three-year entry-level contract by the Oilers on August 10, 2017

NHL DRAFT: Edmonton's first round selection, 22nd overall, in the 2017 NHL Draft

SEASON	TEAM	LEAGUE	GP	REGULAR SEASON					+/-	PLAYOFFS					+/-
				G	A	PTS	PIM	GP		G	A	PTS	PIM		
2014-15	Spokane	WHL	68	23	34	57	50	12		6	2	3	5	6	-1
2015-16	USA U18	HLINKA	4	4	3	7	14	2		Finished fifth overall					
2015-16	Spokane	WHL	57	19	52	71	34	20		6	1	4	5	10	0
2015-16	USA U18	WU18	7	7	6	13	12	7		Won bronze medal					
2016-17	Spokane	WHL	65	42	57	99	46	14		-	-	-	-	-	-
2017-18	EDMONTON	NHL	9	0	3	3	2	-2		-	-	-	-	-	-
2017-18	Spokane	WHL	40	21	43	64	18	22		7	1	3	4	6	-3
2017-18	USA U20	WJHC	7	2	2	4	4	3		Won bronze medal					
	NHL TOTALS		9	0	3	3	2	-2		19	4	10	14	22	-4
	WHL TOTALS		230	105	186	291	148	68		19	4	7	10	16	-1

Played four seasons with the WHL's Spokane Chiefs ... In his final 27 regular season games with Spokane after returning from the World Juniors, he posted 52 points (19G, 33A) ... Won a bronze medal with the U.S. National Junior Team at the 2018 World Junior Hockey Championship in Buffalo, NY ... Registered his first NHL point, an assist, in his third game, on Oct. 14 vs. OTT ... Named to the 2016-17 WHL Western Conference Second All-Star Team ... Played with his older brother Keanu in Spokane from 2015-17 ... As a youngster, his power skating instructor was the mother of NHLer Tyler Johnson ... Was selected by Spokane in the fifth round, 105th overall, in the 2013 WHL Bantam Draft.



EDMONTON OILERS
SEASON IN REVIEW



NHL 2017-18 FINAL STANDINGS

EASTERN

Metropolitan Division	GP	W	L	OT	PTS	ROW	GF	GA	HOME	AWAY	S/O	L10
1 y-Washington	82	49	26	7	105	46	259	239	28-11-2	21-15-5	3-1	8-2-0
2 x-Pittsburgh	82	47	29	6	100	45	272	250	30-9-2	17-20-4	2-2	6-3-1
3 x-Philadelphia	82	42	26	14	98	40	251	243	22-13-6	20-13-8	2-7	6-1-3
4 x-Columbus	82	45	30	7	97	39	242	230	26-12-3	19-18-4	6-4	6-2-2
5 x-New Jersey	82	44	29	9	97	39	248	244	23-14-4	21-15-5	5-4	7-2-1
6 Carolina	82	36	35	11	83	33	228	256	19-16-6	17-19-5	3-3	5-5-0
7 NY Islanders	82	35	37	10	80	32	264	296	19-18-4	16-19-6	3-3	5-5-0
8 NY Rangers	82	34	39	9	77	31	231	268	21-16-4	13-23-5	3-5	2-7-1
Atlantic Division	GP	W	L	OT	PTS	ROW	GF	GA	HOME	AWAY	S/O	L10
1 z-Tampa Bay	82	54	23	5	113	48	296	236	29-10-2	25-13-3	6-2	5-4-1
2 x-Boston	82	50	20	12	112	47	270	214	28-8-5	22-12-7	3-3	5-3-2
3 x-Toronto	82	49	26	7	105	42	277	232	29-10-2	20-16-5	7-2	6-4-0
4 Florida	82	44	30	8	96	41	248	246	27-11-3	17-19-5	3-3	7-2-1
5 Detroit	82	30	39	13	73	25	217	255	16-16-9	14-23-4	5-1	4-4-2
6 Montréal	82	29	40	13	71	27	209	264	18-14-9	11-26-4	2-6	3-6-1
7 Ottawa	82	28	43	11	67	26	221	291	16-19-6	12-24-5	2-7	2-8-0
8 Buffalo	82	25	45	12	62	24	199	280	11-25-5	14-20-7	1-2	2-8-0

WESTERN

Central Division	GP	W	L	OT	PTS	ROW	GF	GA	HOME	AWAY	S/O	L10
1 p-Nashville	82	53	18	11	117	47	267	211	28-9-4	25-9-7	6-7	5-4-1
2 x-Winnipeg	82	52	20	10	114	48	277	218	32-7-2	20-13-8	4-2	9-1-0
3 x-Minnesota	82	45	26	11	101	42	253	232	27-6-8	18-20-3	3-3	4-2-4
4 x-Colorado	82	43	30	9	95	41	257	237	28-11-2	15-19-7	2-1	4-5-1
5 St. Louis	82	44	32	6	94	41	226	222	24-17-0	20-15-6	3-0	5-4-1
6 Dallas	82	42	32	8	92	38	235	225	26-12-3	16-20-5	4-3	4-6-0
7 Chicago	82	33	39	10	76	32	229	256	18-18-5	15-21-5	1-2	3-5-2
Pacific Division	GP	W	L	OT	PTS	ROW	GF	GA	HOME	AWAY	S/O	L10
1 y-Vegas	82	51	24	7	109	47	272	228	29-10-2	22-14-5	4-3	5-3-2
2 x-Anaheim	82	44	25	13	101	40	235	216	26-10-5	18-15-8	4-7	8-1-1
3 x-San Jose	82	45	27	10	100	40	252	229	25-13-3	20-14-7	5-3	5-4-1
4 x-Los Angeles	82	45	29	8	98	43	239	203	23-15-3	22-14-5	2-1	6-2-2
5 Calgary	82	37	35	10	84	35	218	248	17-20-4	20-15-6	2-5	2-8-0
6 Edmonton	82	36	40	6	78	31	234	263	19-18-4	17-22-2	5-1	5-4-1
7 Vancouver	82	31	40	11	73	31	218	264	16-18-7	15-22-4	0-5	6-2-2
8 Arizona	82	29	41	12	70	27	208	256	16-21-4	13-20-8	2-5	5-4-1

p - Presidents' Trophy x - Clinched Playoff spot y - Clinched Division z - Clinched Conference

2018 NHL AWARD WINNERS

Award	Recipient	Team
Hart Memorial Trophy	Taylor Hall	New Jersey Devils
Calder Memorial Trophy	Matthew Barzal	New York Islanders
Vezina Trophy	Pekka Rinne	Nashville Predators
James Norris Memorial Trophy	Victor Hedman	Tampa Bay Lightning
Art Norris Trophy	Connor McDavid	Edmonton Oilers
Frank J. Selke Trophy	Anze Kopitar	Los Angeles Kings
Lady Byng Memorial Trophy	William Karlsson	Vegas Golden Knights
Jack Adams Award	Gerard Gallant	Vegas Golden Knights
Maurice Richard Trophy	Alex Ovechkin	Washington Capitals
King Clancy Trophy	Daniel Sedin, Henrik Sedin	Vancouver Canucks
Ted Lindsay Award	Connor McDavid	Edmonton Oilers
William M. Jennings Trophy	Jonathan Quick	Los Angeles Kings
Mark Messier NHL Leadership Award	Deryk Engelland	Vegas Golden Knights
General Manager of the Year	George McPhee	Vegas Golden Knights
Bill Masterton Memorial Award	Brian Boyle	New Jersey Devils
Willie O'Ree Award	Darcy Haugan	Humboldt Broncos



2017-2018 INDIVIDUAL SCORING LEADERS

RK	PLAYER	TEAM	POS	GP	G	A	P	+/-	PIM	PP	SH	GW	OT	S	S%	TOI/G	Sft/G
1	Connor McDavid	EDM	C	82	41	67	108	20	26	5	1	7	2	274	15	21:33	23.7
2	Claude Giroux	PHI	C	82	34	68	102	28	20	9	0	1	1	193	17.6	20:21	25.3
3	Nikita Kucherov	TBL	R	80	39	61	100	15	42	8	0	7	0	279	14	19:49	22.7
4	Evgeni Malkin	PIT	C	78	42	56	98	16	87	14	0	7	2	239	17.6	18:59	23.4
5	Nathan MacKinnon	COL	C	74	39	58	97	11	55	12	0	12	3	284	13.7	19:54	23.8
6	Taylor Hall	NJD	L	76	39	54	93	14	34	13	1	7	3	278	14	19:08	22.9
7	Anze Kopitar	LAK	C	82	35	57	92	21	20	7	0	6	0	200	17.5	22:05	26.1
8	Phil Kessel	PIT	R	82	34	58	92	-4	36	12	0	6	3	261	13	18:41	22.2
9	Blake Wheeler	WPG	R	81	23	68	91	13	52	6	0	2	0	246	9.3	20:15	25.4
10	Sidney Crosby	PIT	C	82	29	60	89	0	46	9	0	6	3	247	11.7	20:41	25.7
11	Alex Ovechkin	WSH	L	82	49	38	87	3	32	17	0	7	3	355	13.8	20:08	21.1
12	Steven Stamkos	TBL	C	78	27	59	86	18	72	15	0	1	0	212	12.7	18:46	22.3
13	Brad Marchand	BOS	L	68	34	51	85	25	63	8	1	8	5	182	18.7	19:42	24.3
14	Mathew Barzal	NYI	C	82	22	63	85	1	30	5	0	4	1	170	12.9	17:45	19.3
15	Jakub Voracek	PHI	R	82	20	65	85	10	50	5	0	3	1	228	8.8	19:27	23.7
16	John Tavares	NYI	C	82	37	47	84	-12	26	12	2	3	2	257	14.4	19:55	23.1
17	Mikko Rantanen	COL	R	81	29	55	84	0	34	12	0	3	0	178	16.3	18:57	22.8
18	Johnny Gaudreau	CGY	L	80	24	60	84	2	26	3	0	4	0	227	10.6	19:25	21.5
19	Evgeny Kuznetsov	WSH	C	79	27	56	83	3	48	7	1	8	2	187	14.4	18:48	20.3
20	Artemi Panarin	CBJ	L	81	27	55	82	23	26	7	0	5	1	228	11.8	20:07	23.1
21	David Pastrnak	BOS	R	82	35	45	80	10	37	13	0	5	0	246	14.2	17:57	21.2
22	Jamie Benn	DAL	L	82	36	43	79	20	54	9	1	7	1	241	14.9	19:49	28.9
23	William Karlsson	VGK	C	82	43	35	78	49	12	8	4	6	1	184	23.4	18:43	22
24	Tyler Seguin	DAL	C	82	40	38	78	12	43	14	1	6	1	335	11.9	20:54	28.9
25	Aleksander Barkov	FLA	C	79	27	51	78	9	14	5	5	3	0	256	10.5	22:04	27.3

2017-18 GOALTENDING LEADERS (MINIMUM 12 GAMES PLAYED)

RK	GOALTENDER	TEAM	GP	GS	W	L	T	OT	SA	GA	GAA	SV	SV%	SO	TOI
1	Connor Hellebuyck	WPG	67	64	44	11	0	9	2048	156	2.36	1892	0.924	6	3,965:54
2	Andrei Vasilevskiy	TBL	65	64	44	17	0	3	2075	167	2.62	1908	0.92	8	3,825:11
3	Pekka Rinne	NSH	59	59	42	13	0	4	1840	134	2.31	1706	0.927	8	3,475:27
4	Frederik Andersen	TOR	66	66	38	21	0	5	2211	182	2.81	2029	0.918	5	3,888:31
5	Sergei Bobrovsky	CBJ	65	65	37	22	0	6	1993	158	2.42	1835	0.921	5	3,911:34
6	Devan Dubnyk	MIN	60	59	35	16	0	7	1769	145	2.52	1624	0.918	5	3,450:19
7	Tuukka Rask	BOS	54	53	34	14	0	5	1513	125	2.36	1388	0.917	3	3,173:05
8	Braden Holtby	WSH	54	54	34	16	0	4	1648	153	2.99	1495	0.907	0	3,067:48
9	Jonathan Quick	LAK	64	63	33	28	0	3	1867	147	2.4	1720	0.921	5	3,677:05
10	John Gibson	ANA	60	60	31	18	0	7	1872	139	2.43	1733	0.926	4	3,428:29
11	Cam Talbot	EDM	67	67	31	31	0	3	2036	188	3.02	1848	0.908	1	3,730:06
12	Martin Jones	SJS	60	60	30	22	0	6	1699	145	2.55	1554	0.915	4	3,415:44
13	Marc-Andre Fleury	VGK	46	46	29	13	0	4	1376	100	2.24	1276	0.927	4	2,673:24
14	Jake Allen	STL	59	56	27	25	0	3	1614	152	2.75	1462	0.906	1	3,316:58
15	Matt Murray	PIT	49	45	27	16	0	3	1423	133	2.92	1290	0.907	1	2,732:58
16	Ben Bishop	DAL	53	51	26	17	0	5	1437	120	2.49	1317	0.916	5	2,886:50
17	Keith Kinkaid	NJD	41	38	26	10	0	3	1214	106	2.77	1108	0.913	1	2,297:34
18	Henrik Lundqvist	NYR	63	61	26	26	0	7	2036	174	2.98	1862	0.915	2	3,502:32
19	Mike Smith	CGY	55	55	25	22	0	6	1686	141	2.65	1545	0.916	3	3,190:36
20	Semyon Varlamov	COL	51	47	24	16	0	6	1595	128	2.68	1467	0.92	2	2,861:03



2017-18 NHL ALL STAR TEAMS

2017-18 NHL FIRST ALL-STAR TEAM

Goaltender	Pekka Rinne, Nashville Predators
Defence	Victor Hedman, Tampa Bay Lightning
Defence	Drew Doughty, Los Angeles Kings
Centre	Connor McDavid, Edmonton Oilers
Right Wing	Nikita Kucherov, Tampa Bay Lightning
Left Wing	Taylor Hall, New Jersey Devils

2017-18 NHL SECOND ALL-STAR TEAM

Goaltender	Connor Hellebuyck, Winnipeg Jets
Defence	P. K. Subban, Nashville Predators
Defence	Seth Jones, Columbus Blue Jackets
Centre	Nathan MacKinnon, Colorado Avalanche
Right Wing	Blake Wheeler, Winnipeg Jets
Left Wing	Claude Giroux, Philadelphia Flyers

2017-18 NHL ROOKIE ALL-STAR TEAM

Goaltender	Juuse Saros, Nashville Predators
Defence	Will Butcher, New Jersey Devils
Defence	Charlie McAvoy, Boston Bruins
Forward	Mathew Barzal, New York Islanders
Forward	Brock Boeser, Vancouver Canucks
Forward	Clayton Keller, Arizona Coyotes

2018 NHL DRAFT - FIRST ROUND SELECTIONS

PICK	TEAM	PLAYER	POS	AMATEUR LEAGUE	AMATEUR TEAM
1	BUF	Rasmus Dahlin	D	SWEDEN	Frolunda
2	CAR	Andrei Svechnikov	RW	OHL	Barrie
3	MTL	Jesper Kotkaniemi	C	FINLAND	Assat
4	OTT	Brady Tkachuk	LW	H-EAST	Boston University
5	ARI	Barrett Hayton	C	OHL	Sault Ste. Marie
6	DET	Filip Zadina	RW	QMJHL	Halifax
7	VAN	Quintin Hughes	D	BIG10	Michigan
8	CHI	Adam Boqvist	D	SWEDEN-JR.	Brynäs Jr.
9	NYR	Vitali Kravtsov	RW	RUSSIA	Chelyabinsk
10	EDM	Evan Bouchard	D	OHL	London
11	NYI	Oliver Wahlstrom	RW	NTDP	USA U-18
12	NYI	Noah Dobson	D	QMJHL	Acadie-Bathurst
13	DAL	Ty Dellandrea	C	OHL	Flint
14	PHI	Joel Farabee	LW	NTDP	USA U-18
15	FLA	Grigori Denisenko	LW	RUSSIA-JR.	Yaroslavl 2
16	COL	Martin Kaut	RW	CZREP	Pardubice
17	NJD	Ty Smith	D	WHL	Spokane
18	CBJ	Liam Foudy	C	OHL	London
19	PHI	Jay O'Brien	C	HIGH-MA	Thayer Academy
20	LAK	Rasmus Kupari	C	FINLAND	Karpat
21	SJS	Ryan Merkley	D	OHL	Guelph
22	NYR	K'Andre Miller	D	NTDP	USA U-18
23	ANA	Isac Lundestrom	C	SWEDEN	Lulea
24	MIN	Filip Johansson	D	SWEDEN-JR.	Leksand Jr.
25	STL	Dominik Bokk	RW	SWEDEN-JR.	Vaxjo Jr.
26	OTT	Jacob Bernard-Docker	D	AJHL	Oskots
27	CHI	Nicolas Beaudin	D	QMJHL	Drummondville
28	NYR	Nils Lundkvist	D	SWEDEN	Lulea
29	TOR	Rasmus Sandin	D	OHL	Sault Ste. Marie
30	DET	Joseph Veleno	C	QMJHL	Drummondville
31	WSH	Alexander Alexeyev	D	WHL	Red Deer



EDMONTON OILERS - 2017-18 FINAL SCORING SUMMARY

Player	GP	G	A	P	+/-	PIM	PP	SH	GW	OT	S	S%	FO%	TOI/G
Connor McDavid	82	41	67	108	20	26	5	1	7	2	274	15	41.4	21:33
Leon Draisaitl	78	25	45	70	-7	30	6	3	1	1	194	12.9	56.1	19:19
Ryan Nugent-Hopkins	62	24	24	48	10	20	4	2	2	1	151	15.9	48.8	18:05
Ryan Strome	82	13	21	34	-4	33	2	0	3	0	147	8.8	44.3	15:13
Milan Lucic	82	10	24	34	-12	80	3	0	1	0	147	6.8	55.8	15:57
Patrick Maroon	57	14	16	30	5	60	0	0	3	0	121	11.6	47.4	17:03
Darnell Nurse	82	6	20	26	15	67	0	0	2	1	194	3.1	-	22:14
Michael Cammalleri	51	4	18	22	-4	14	1	0	0	0	104	3.8	54.9	14:06
Juhar Khaira	69	11	10	21	-7	47	0	1	2	0	73	15.1	45.4	12:42
Matt Benning	73	6	15	21	5	49	0	0	2	0	111	5.4	-	17:16
Oscar Klefbom	66	5	16	21	-12	18	1	1	1	1	203	2.5	-	22:50
Kris Russell	78	4	17	21	-7	8	0	0	0	0	90	4.4	-	19:04
Drake Caggiula	67	13	7	20	-13	37	3	1	1	0	104	12.5	20.8	13:33
Jesse Puljujarvi	65	12	8	20	-1	14	2	0	2	0	136	8.8	0.0	13:22
Mark Letestu	60	8	11	19	-17	10	3	2	1	1	95	8.4	53.5	13:04
Zack Kassian	74	7	12	19	-8	92	0	0	0	0	86	8.1	20.8	11:40
Adam Larsson	63	4	9	13	10	34	0	0	1	0	92	4.3	-	21:55
Anton Slepyshev	50	6	6	12	-4	8	0	0	0	0	73	8.2	14.3	11:48
Ty Rattie	14	5	4	9	1	2	0	0	1	0	32	15.6	-	15:28
Yohann Auviut	33	3	6	9	4	8	0	0	0	0	69	4.3	-	13:33
Pontus Aberg	16	2	6	8	1	2	0	0	1	0	31	6.5	-	14:38
Andrej Sekera	36	0	8	8	-15	6	0	0	0	0	36	0	-	16:19
Brandon Davidson	23	3	1	4	-2	10	0	0	0	0	28	10.7	-	17:21
Ethan Bear	18	1	3	4	-11	10	1	0	0	0	20	5	-	18:37
Iiro Pakarinen	40	2	1	3	1	6	0	0	0	0	50	4	16.7	10:11
Kailer Yamamoto	9	0	3	3	-2	2	0	0	0	0	23	0	-	15:09
Eric Gryba	21	0	2	2	4	31	0	0	0	0	19	0	-	14:44
Jussi Jokinen	14	0	1	1	-3	2	0	0	0	0	22	0	51.7	12:18
Keegan Lowe	2	0	0	0	-1	0	0	0	0	0	4	0	-	13:54
Nathan Walker	2	0	0	0	-1	2	0	0	0	0	2	0	-	10:20
Brad Malone	7	0	0	0	0	6	0	0	0	0	9	0	67.7	7:59

Goaltender	GP	GS	W	L	T	OT	SA	GA	GAA	SV	SV%	SO	A	PIM	TOI
Cam Talbot	67	67	31	31	0	3	2036	188	3.02	1848	0.908	1	1	8	3730:06
Laurent Brossoit	14	10	3	7	0	1	343	40	3.24	303	0.883	0	1	0	740:14
Al Montoya	9	5	2	2	0	2	244	23	2.94	221	0.906	0	1	0	469:13



2017-18 EDMONTON OILERS REAL TIME SCORING STATISTICS

PLAYER	TEAM	POS	GP	Hits	BkS	MsS	GvA	TkA	FOW	FOL	Tot	FO%	%Tm	Shots	G	S%
Milan Lucic	EDM	L	82	254	25	79	76	29	29	23	52	55.8	1.1	147	10	6.8
Connor McDavid	EDM	C	82	28	46	82	67	111	376	533	909	41.4	18.5	274	41	15
Darnell Nurse	EDM	D	82	161	153	83	72	28	0	0	0	0	0	194	6	3.1
Ryan Strome	EDM	C	82	43	17	48	45	41	297	374	671	44.3	13.6	147	13	8.8
Leon Draisaitl	EDM	C	78	40	24	72	84	78	672	526	1198	56.1	25.6	194	25	12.9
Kris Russell	EDM	D	78	97	223	43	72	20	0	0	0	0	0	90	4	4.4
Zack Kassian	EDM	R	74	129	9	29	33	26	5	19	24	20.8	0.5	86	7	8.1
Matt Benning	EDM	D	73	149	82	53	61	18	0	0	0	0	0	111	6	5.4
Juhar Khaira	EDM	L	69	128	39	39	32	26	174	209	383	45.4	9.3	73	11	15.1
Drake Caggiula	EDM	L	67	147	33	32	28	27	11	42	53	20.8	1.3	104	13	12.5
Oscar Klefbom	EDM	D	66	49	136	73	43	27	0	0	0	0	0	203	5	2.5
Jesse Puljujarvi	EDM	R	65	67	23	49	40	27	0	3	3	0	0.1	136	12	8.8
Adam Larsson	EDM	D	63	239	140	38	52	26	0	0	0	0	0	92	4	4.3
Ryan Nugent-Hopkins	EDM	C	62	44	39	44	45	46	374	393	767	48.8	20.6	151	24	15.9
Mark Letestu	EDM	C	60	47	25	28	18	16	347	302	649	53.5	17.9	95	8	8.4
Patrick Maroon	EDM	L	57	119	13	58	34	19	9	10	19	47.4	0.5	121	14	11.6
Michael Cammalleri	EDM	L	51	33	27	32	29	17	62	51	113	54.9	3.7	104	4	3.8
Anton Slepyshev	EDM	L	50	61	18	35	18	25	1	6	7	14.3	0.2	73	6	8.2
Iiro Pakarinen	EDM	R	40	72	17	26	13	13	1	5	6	16.7	0.3	50	2	4
Andrej Sekera	EDM	D	36	27	42	14	18	11	0	0	0	0	0	36	0	0
Yohann Auvitu	EDM	D	33	18	26	14	17	8	0	0	0	0	0	69	3	4.3
Brandon Davidson	EDM	D	23	53	47	9	19	5	0	0	0	0	0	28	3	10.7
Eric Gryba	EDM	D	21	57	19	15	11	9	0	0	0	0	0	19	0	0
Ethan Bear	EDM	D	18	14	28	8	18	5	0	0	0	0	0	20	1	5
Pontus Aberg	EDM	L	16	8	1	10	13	1	0	2	2	0	0.2	31	2	6.5
Jussi Jokinen	EDM	L	14	8	11	13	4	7	15	14	29	51.7	3.3	22	0	0
Ty Rattie	EDM	R	14	11	4	10	4	2	0	0	0	0	0	32	5	15.6
Kailer Yamamoto	EDM	R	9	6	3	8	8	5	0	1	1	0	0.2	23	0	0
Brad Malone	EDM	C	7	19	3	0	3	2	21	10	31	67.7	7.4	9	0	0
Keegan Lowe	EDM	D	2	1	1	1	1	1	0	0	0	0	0	4	0	0
Nathan Walker	EDM	L	2	5	1	1	1	0	0	0	0	0	0	2	0	0



EDMONTON OILERS : GAME BY GAME SUMMARY

#	DATE	OPPONENT	RESULT	SCORE	RECORD	GWG	GOALTENDER OF DECISION (W-L)	ATTENDANCE
1	10/04/17	CGY	W	3-0	1-0-0	97	33/ 41	18347
2	10/07/17	@ VAN	L	2-3	1-1-0	53	25/ 33	18865+
3	10/09/17	WPG	L	2-5	1-2-0	27	37/ 33	18347
4	10/14/17	OTT	L	1-6	1-3-0	19	1/ 33	18347
5	10/17/17	CAR	L	3-5	1-4-0	11	30/ 1	18347
6	10/19/17	@ CHI	W	2-1	2-4-0	55	33/ 31	21444+
7	10/21/17	@ PHI	L	1-2	2-5-0	17	37/ 33	19510
8	10/24/17	@ PIT	L	1-2 OT	2-5-1	81	30/ 33	18625+
9	10/26/17	DAL	W	5-4	3-5-1	83	33/ 30	18347
10	10/28/17	WSH	L	2-5	3-6-1	92	70/ 33	18347
11	11/01/17	PIT	L	2-3	3-7-1	71	30/ 33	18347
12	11/03/17	NJD	W	6-3	4-7-1	27	33/ 35	18347
13	11/05/17	DET	L	0-4	4-8-1	51	34/ 33	18347
14	11/07/17	@ NYI	W	2-1	5-8-1	97	33/ 1	12281
15	11/09/17	@ NJD	W	3-2	6-8-1	29	33/ 35	16514+
16	11/11/17	@ NYR	L	2-4	6-9-1	61	30/ 33	18006+
17	11/12/17	@ WSH	L	1-2 SO	6-9-2	77	70/ 1	18506+
18	11/14/17	VGK	W	8-2	7-9-2	19	33/ 33	18347
19	11/16/17	STL	L	1-4	7-10-2	20	34/ 33	18347
20	11/18/17	@ DAL	L	3-6	7-11-2	12	30/ 33	18312
21	11/21/17	@ STL	L	3-8	7-12-2	10	34/ 1	18819
22	11/22/17	@ DET	W	6-2	8-12-2	16	33/ 35	19515+
23	11/24/17	@ BUF	L	1-3	8-13-2	15	40/ 1	19070+
24	11/26/17	@ BOS	W	4-2	9-13-2	18	33/ 40	17565+
25	11/28/17	ARI	W	3-2	10-13-2	93	33/ 31	18347
26	11/30/17	TOR	L	4-6	10-14-2	12	31/ 1	18347
27	12/02/17	@ CGY	W	7-5	11-14-2	19	1/ 33	19289+
28	12/06/17	PHI	L	2-4	11-15-2	12	37/ 1	18347
29	12/09/17	@ MTL	W	6-2	12-15-2	16	1/ 31	21302+
30	12/10/17	@ TOR	L	0-1	12-16-2	11	35/ 1	19486+
31	12/12/17	@ CBJ	W	7-2	13-16-2	83	1/ 72	14767
32	12/14/17	NSH	L	0-4	13-17-2	46	74/ 1	18347
33	12/16/17	@ MIN	W	3-2	14-17-2	98	33/ 32	19034+
34	12/18/17	SJS	W	5-3	15-17-2	19	33/ 31	18347
35	12/21/17	STL	W	3-2	16-17-2	91	33/ 34	18347
36	12/23/17	MTL	W	4-1	17-17-2	97	33/ 37	18347
37	12/27/17	@ WPG	L	3-4	17-18-2	40	37/ 33	15321+
38	12/29/17	CHI	L	3-4 OT	17-18-3	88	30/ 33	18347
39	12/31/17	WPG	L	0-5	17-19-3	56	37/ 33	18347
40	1/02/18	LAK	L	0-5	17-20-3	15	32/ 33	18347
41	1/04/18	ANA	W	2-1 SO	18-20-3	93	33/ 36	18347
42	1/06/18	@ DAL	L	1-5	18-21-3	14	30/ 33	18532+
43	1/07/18	@ CHI	L	1-4	18-22-3	12	31/ 33	21901+
44	1/09/18	@ NSH	L	1-2	18-23-3	33	35/ 33	17188+
45	1/12/18	@ ARI	W	4-2	19-23-3	25	35/ 32	14077
46	1/13/18	@ VGK	W	3-2	20-23-3	25	33/ 29	18351+
47	1/20/18	VAN	W	5-2	21-23-3	98	33/ 25	18347
48	1/23/18	BUF	L	0-5	21-24-3	23	40/ 33	18347
49	1/25/18	CGY	W	4-3 SO	22-24-3	97	35/ 33	18347
50	2/01/18	COL	L	3-4 OT	22-24-4	37	45/ 35	18347
51	2/05/18	TBL	W	6-2	23-24-4	97	44/ 88	18347
52	2/07/18	@ LAK	L	2-5	23-25-4	38	35/ 33	18230+
53	2/09/18	@ ANA	L	2-3	23-26-4	17	36/ 33	17174+
54	2/10/18	@ SJS	L	4-6	23-27-4	47	30/ 35	17562+
55	2/12/18	FLA	L	5-7	23-28-4	63	34/ 33	18347
56	2/15/18	@ VGK	L	1-4	23-29-4	81	29/ 33	18030+
57	2/17/18	@ ARI	L	0-1	23-30-4	18	32/ 33	16304
58	2/18/18	@ COL	W	4-2	24-30-4	18	33/ 1	18076+
59	2/20/18	BOS	L	2-3	24-31-4	46	35/ 33	18347
60	2/22/18	COL	W	3-2	25-31-4	97	33/ 1	18347



#	DATE	OPPONENT	RESULT	SCORE	RECORD	GWG	GOALTENDER OF DECISION (W-L)	ATTENDANCE
61	2/24/18	@ LAK	W	4-3	26-31-4	18	33/ 32	18230+
62	2/25/18	@ ANA	W	6-5 SO	27-31-4	97	35/ 30	17174+
63	2/27/18	@ SJS	L	2-5	27-32-4	28	31/ 33	17327
64	3/01/18	NSH	L	2-4	27-33-4	33	35/ 33	18347
65	3/03/18	NYR	L	2-3	27-34-4	28	40/ 33	18347
66	3/05/18	ARI	W	4-3	28-34-4	77	33/ 35	18347
67	3/08/18	NYI	W	2-1 SO	29-34-4	97	33/ 33	18347
68	3/10/18	MIN	W	4-1	30-34-4	97	33/ 40	18347
69	3/13/18	@ CGY	L	0-1	30-35-4	13	41/ 33	19289+
70	3/14/18	SJS	L	3-4 OT	30-35-5	48	31/ 35	18347
71	3/17/18	@ FLA	W	4-2	31-35-5	6	33/ 1	14192
72	3/18/18	@ TBL	L	1-3	31-36-5	86	70/ 35	19092+
73	3/20/18	@ CAR	W	7-3	32-36-5	46	33/ 33	10554
74	3/22/18	@ OTT	W	6-2	33-36-5	93	33/ 41	16538
75	3/24/18	LAK	W	3-2	34-36-5	97	33/ 32	18347
76	3/25/18	ANA	L	4-5 OT	34-36-6	47	36/ 33	18347
77	3/27/18	CBJ	L	3-7	34-37-6	38	72/ 33	18347
78	3/29/18	@ VAN	L	1-2	34-38-6	5	25/ 33	17883
79	3/31/18	@ CGY	L	2-3	34-39-6	11	41/ 33	19289+
80	4/02/18	@ MIN	L	0-3	34-40-6	11	40/ 33	19189+
81	4/05/18	VGK	W	4-3	35-40-6	8	33/ 30	18347
82	4/07/18	VAN	W	3-2 SO	36-40-6	29	33/ 31	18347

STREAKS

LONGEST WINNING STREAK

Overall: 4 Games: December 16-23
 Home: 3 Games: December 18-23, March 5-10
 Road: 3 Games: November 26-December 9, February 18-25

LONGEST UNDEFEATED STREAK

Overall: 4 Games: December 16-23

LONGEST LOSING STREAK

Overall: 6 Games: February 7-17
 Home: 3 Games: October 9-17; November 30-December 14; December 29-January 2
 Road: 5 Games: February 7-17



OILERS SPECIAL TEAMS – 2017-18 SEASON

POWER PLAY	GOALS	ATTEMPTS	%	RANK	PENALTY KILL	GOALS ALLOWED	DISADVANTAGES	%	RANK
Overall	31	210	14.8	31st	Overall	57	245	76.7	25th
Home	20	109	18.4	23rd	Home	40	117	65.8	31st
Road	11	101	10.9	31st	Road	17	128	86.7	1st

OILERS BACK-TO-BACK GAMES

The Oilers played in 10 back-to-back game sets this season, with 16 games on the road and four at home.

Total Record: **9-10-3**

Record in 1st game: **5-6-0** Record in 2nd game: **4-4-3**

DATE	OPPONENT	RESULT	DATE	OPPONENT	RESULT
Nov. 11	@ NYR	L. 4-2	Nov. 12	@ WSH	L. 2-1 (SO)
Nov. 21	@ STL	L. 8-3	Nov. 22	@ DET	W. 6-2
Dec. 9	@ MTL	W. 6-2	Dec. 10	@ TOR	L. 1-0
Jan. 6	@ DAL	L. 5-1	Jan. 7	@ CHI	L. 4-1
Jan. 12	@ ARI	W. 4-2	Jan. 13	@ VGK	W. 3-2 (OT)
Feb. 9	@ ANA	L. 3-2	Feb. 10	@ SJS	L. 6-4
Feb. 17	@ ARI	L. 1-0	Feb. 18	@ COL	W. 4-2
Feb. 24	@ LAK	W. 4-3	Feb. 25	@ ANA	W. 6-5 (SO)
Mar. 13	@ CGY	L. 1-0	Mar. 14	vs. SJS	L. 4-3 (OT)
Mar. 17	@ FLA	W. 4-2	Mar. 18	@ TBL	L. 3-1
Mar. 24	vs. LAK	W. 3-2	Mar. 25	vs. ANA	L. 5-4 (OT)

2017-18 MAN GAMES LOST TO INJURY: 151

Apr 5 – 7	Yohann Auvitu (Foot)	2 games	Feb 10	Drake Caggiula (Upper Body)	1 game
Apr 5 - 7	Andrej Sekera (Knee)	2 games	Feb 5	Zack Kassian (Illness)	1 game
Mar 29 - Apr 2	Ryan Nugent-Hopkins (Lower Body)	3 games	Feb 1	Cam Talbot (Illness)	1 game
Mar 29 - Apr 2	Matt Benning (Upper Body)	3 games	Jan 20 - Mar 1	Ryan Nugent-Hopkins (Cracked Ribs)	17 games
Mar 25 - 27	Al Montoya (Undisclosed)	2 games	Dec 21 - 27	Oscar Klefbom (Shoulder)	3 games
Mar 22 - 29	Michael Cammalleri (Undisclosed)	6 games	Nov 30 - Dec 16	Adam Larsson (Upper Body)	8 games
Mar 20 - Apr 7	Oscar Klefbom (Shoulder)	8 games	Nov 30 - Dec 14	Cam Talbot (Upper Body)	7 games
Mar 20 - 22	Andrej Sekera (Undisclosed)	2 games	Nov 26 - Nov 30	Juihar Khaira (Lower Body)	1 games
Mar 18 - 25	Zack Kassian (Undisclosed)	4 games	Nov 24	Oscar Klefbom (Illness)	1 game
Mar 17 - 18	Kris Russell (Lower Body)	2 games	Nov 16 - 18	Juihar Khaira (Upper Body)	1 game
Mar 15	Matt Benning (Illness)	1 game	Nov 11 - 24	Anton Slepyshev (Lower Body)	7 games
Mar 10 - 15	Oscar Klefbom (Shoulder)	2 games	Nov 9 - 12	Drake Caggiula (Ankle)	3 games
Feb 27	Kris Russell (Hand)	1 game	Nov 5 - 7	Anton Slepyshev (Lower Body)	2 games
Feb 27	Zack Kassian (Undisclosed)	1 game	Oct 17 - 19	Matt Benning (Illness)	2 games
Feb 22 - 24	Pat Maroon (Lower Body)	2 games	Oct 14 - 21	Leon Draisaitl (Eye)	4 games
Feb 22	Drake Caggiula (Illness)	1 game	Oct 9 - 21	Drake Caggiula (Undisclosed)	5 games
Feb 17 - 20	Al Montoya (Upper Body)	3 games	Oct 4 - Dec 18	Andrej Sekera (Knee)	34 games
Feb 10 - 22	Andrej Sekera (Upper Body)	6 games			



2017-18 TRANSACTIONS

Apr. 10	Keegan Lowe and Ethan Bear assigned to Bakersfield (AHL)
Apr. 4	Keegan Lowe recalled (emergency) from Bakersfield (AHL)
Apr. 1	Keegan Lowe assigned to Bakersfield (AHL)
Mar. 29	Keegan Lowe recalled (emergency) from Bakersfield (AHL)
Mar. 28	Laurent Brossoit assigned to Bakersfield (AHL)
Mar. 25	Laurent Brossoit recalled (emergency) from Bakersfield (AHL); Brad Malone reassigned to Bakersfield (AHL)
Mar. 23	Brad Malone recalled (emergency) from Bakersfield (AHL)
Mar. 22	Brad Malone assigned to Bakersfield (AHL)
Mar. 21	Oilers acquire Cooper Marody from Philadelphia in exchange for a third round draft pick (2019)
Mar. 21	Dillon Simpson assigned (emergency) to Bakersfield (AHL)
Mar. 21	Brad Malone recalled (emergency) from Bakersfield (AHL)
Mar. 19	Dillon Simpson recalled from Bakersfield (AHL)
Mar. 15	Oilers signed Kirill Maksimov to a three-year entry level contract
Mar. 15	Ty Rattie recalled from Bakersfield (AHL)
Mar. 6	Ostap Safin (Saint John, QMJHL) signed to a three-year entry level contract
Mar. 3	Ryan Nugent-Hopkins activated from Injured Reserve
Mar. 2	Ty Rattie assigned to Bakersfield (AHL)
Feb. 27	Recalled Ethan Bear from Bakersfield (AHL)
Feb. 26	Acquired Joey (J.D.) Dudek and a third round draft pick (2019) from New Jersey in exchange for Patrick Maroon
Feb. 25	Acquired Pontus Aberg from Nashville in exchange for Mark Letestu
Feb. 24	Activated Andrej Sekera from Injured Reserve; Recalled Ty Rattie from Bakersfield (AHL)
Feb. 24	Acquired a third round draft pick in 2019 from the New York Islanders in exchange for Brandon Davidson
Feb. 21	Laurent Brossoit assigned to Bakersfield (AHL)
Feb. 17	Laurent Brossoit recalled (emergency) from Bakersfield (AHL); Keegan Lowe assigned to Bakersfield (AHL)
Feb. 14	Andrej Sekera placed on Injured Reserve
Feb. 10	Keegan Lowe recalled from Bakersfield (AHL)
Feb. 2	Laurent Brossoit assigned to Bakersfield (AHL)
Feb. 1	Laurent Brossoit recalled from Bakersfield (AHL)
Jan. 18	Ryan Nugent-Hopkins placed on Injured Reserve; Iiro Pakarinen recalled from Bakersfield (AHL)
Jan. 4	Al Montoya acquired in a trade from Montreal in exchange for a conditional 4th round pick in 2018
Dec. 29	Eric Gryba placed on waivers for purpose of assignment; assigned to Bakersfield Dec. 31
Dec. 29	Oscar Klefbom activated from Injured Reserve
Dec. 28	Cameron Hebig (Saskatoon, WHL) signed to entry-level contract
Dec. 21	Andrej Sekera activated from Injured Reserve
Dec. 19	Oscar Klefbom placed on Injured Reserve; Anton Slepyshev recalled from Bakersfield (AHL)
Dec. 19	Nathan Walker placed on waivers; Walker was re-claimed by Washington
Dec. 19	Greg Chase traded to Florida for future considerations
Dec. 19	Mark Fayne loaned to Springfield (AHL)
Dec. 15	Cam Talbot activated from Injured Reserve; Nick Ellis reassigned to Bakersfield (AHL)
Dec. 3	Brandon Davidson claimed on waivers from Montreal; Ryan Stanton reassigned to Bakersfield (AHL)
Dec. 1	Nathan Walker claimed on waivers from Washington; Iiro Pakarinen placed on waivers for the purpose of assignment
Nov. 30	Cam Talbot placed on Injured Reserve; Nick Ellis recalled from Bakersfield
Nov. 26	Anton Slepyshev activated from Injured Reserve
Nov. 23	Ryan Stanton assigned to Bakersfield (AHL)
Nov. 22	Ryan Stanton recalled from Bakersfield (AHL); Brad Malone assigned to Bakersfield
Nov. 14	Michael Cammalleri acquired from Los Angeles in exchange for Jussi Jokinen
Nov. 10	Jesse Puljujarvi recalled from Bakersfield (AHL); Anton Slepyshev placed on Injured Reserve
Nov. 7	Brian Ferlin placed on waivers for the purpose of assignment to Bakersfield (AHL); Assigned to Bakersfield on Nov. 8
Nov. 6	Kailer Yamamoto assigned to Spokane (WHL); Brad Malone recalled from Bakersfield (AHL)
Oct. 31	Ryan Stanton placed on waiver for the purpose of assignment to Bakersfield (AHL); Assigned to Bakersfield on Nov. 1
Oct. 24	Drake Caggiula and Leon Draisaitl activated from Injured Reserve; Brad Malone assigned to Bakersfield (AHL)
Oct. 16	Leon Draisaitl placed on Injured Reserve
Oct. 15	Brad Malone recalled from Bakersfield (AHL); Drake Caggiula placed on Injured Reserve
Oct. 7	Anton Slepyshev recalled from Bakersfield (AHL)
Oct. 3	Anton Slepyshev assigned to Bakersfield (AHL)



OILERS 2017-18 MOLSON 3 STARS BY PLAYER AND MONTH

Player	1st	2nd	3rd	TOTAL	OCT.	NOV.	DEC.	JAN.	FEB.	MAR.
McDavid	16	15	6	37	2	9	5	4	7	10
Draisaitl	3	8	2	13	-	3	2	1	6	1
Talbot 3	5	3	11	4	1	-	1	1	4	
Nugent-Hopkins	1	1	6	8	-	3	4	-	-	1
Strome	1	2	3	6	1	1	1	-	3	-
Nurse 1	2	2	5	1	1	2	1	-	-	
Larsson	2	-	3	5	1	1	-	1	1	1
Caggiula	1	2	1	4	-	1	1	1	-	1
Maroon	1	1	1	3	1	1	-	1	-	-
Letestu	1	-	2	3	1	1	1	-	-	-
Lucic 1	-	2	3	-	-	2	-	-	1	
Klefbom	2	1	-	3	-	1	-	-	-	2
Kassian	-	1	2	3	-	1	-	-	1	1
Aberg -	1	1	2	-	-	-	-	-	2	
Brossoit	-	1	-	1	-	1	-	-	-	-
Bear 1	-	-	1	-	-	-	-	-	1	
Russell	-	1	-	1	1	-	-	-	-	-
Davidson	1	-	-	1	-	-	-	1	-	-
Puljujarvi	1	-	-	1	-	-	-	1	-	-

2017-18 MONTHLY WINNERS

Month	Player	Stars	Charity	Donation
October	Talbot	1-1-2=4	Second Chance Animal Rescue Society (SCARS)	\$1,000
November	McDavid	3-3-3=9	Canadian Tire Jumpstart	\$1,000
December	McDavid	1-4-0=5	Canadian Tire Jumpstart	\$1,000
January	McDavid	2-1-1=4	Edmonton Garrison Family Relief Fund	\$1,000
February	McDavid	5-2-0=7	Canadian Tire Jumpstart	\$1,000
March	McDavid	4-4-2=10	Stollery Children's Hospital	\$1,000
Yearly Winner	McDavid	16-15-6	NA	NA



2017-18 EDMONTON OILERS MOLSON CUP THREE STARS

DATE	OPPONENT	RESULT	FIRST STAR	SECOND STAR	THIRD STAR	SELECTOR
Oct. 4	vs. Calgary	W. 3-0	McDavid		Talbot	Sportsnet
Oct. 7	at Vancouver	L. 3-2		Russell		Sportsnet
Oct. 9	vs. Winnipeg	L. 5-2			Nurse	Sportsnet
Oct. 14	vs. Ottawa	W. 6-1				Sportsnet
Oct. 17	vs. Carolina	L. 5-3		Strome		Sportsnet
Oct. 19	at Chicago	W. 2-1 (OT)	Talbot	McDavid	Letestu	Sportsnet
Oct. 21	at Philadelphia	L. 2-1			Maroon	Sportsnet
Oct. 24	at Pittsburgh	L. 2-1 (OT)			Talbot	Sportsnet
Oct. 26	vs. Dallas	W. 5-4		Talbot		Sportsnet
Oct. 28	vs. Washington	L. 5-2			Larsson	Sportsnet
Nov. 1	vs. Pittsburgh	L. 3-2		McDavid		Sportsnet
Nov. 3	vs. New Jersey	W. 6-3	Larsson	Caggiula	McDavid	Sportsnet
Nov. 5	vs. Detroit	L. 4-0		McDavid		Sportsnet
Nov. 7	at NY Islanders	W. 2-1 (OT)	McDavid	Draisaitl		Sportsnet
Nov. 9	at New Jersey	W. 3-2 (OT)		Draisaitl	Nugent-Hopkins	Sportsnet
Nov. 11	at NY Rangers	L. 4-2			McDavid	Sportsnet
Nov. 12	at Washington	L. 2-1 (SO)		Brossoit		Sportsnet
Nov. 14	vs. Vegas	W. 8-2	McDavid	Klefbon	Nugent-Hopkins	Sportsnet
Nov. 16	vs. St. Louis	L. 4-1			Strome	Sportsnet
Nov. 18	at Dallas	L. 6-3			McDavid	Sportsnet
Nov. 21	at St. Louis	L. 8-3				Sportsnet
Nov. 22	at Detroit	W. 6-2	McDavid	Nurse		Sportsnet
Nov. 24	at Buffalo	L. 3-1				Sportsnet
Nov. 26	at Boston	W. 4-2	Maroon	Draisaitl		Sportsnet
Nov. 28	vs. Arizona	W. 3-2 (OT)	Talbot	McDavid	Nugent-Hopkins	Sportsnet
Nov. 30	vs. Toronto	L. 6-4	Letestu		Kassian	Sportsnet
Dec. 2	at Calgary	W. 7-5		Puljujarvi		Sportsnet
Dec. 6	vs. Philadelphia	L. 4-2		Nurse		Sportsnet
Dec. 9	at Montreal	W. 6-2	Khaira	McDavid	Lucic	Sportsnet
Dec. 10	at Toronto	L. 1-0				Sportsnet
Dec. 12	at Columbus	W. 7-2	McDavid	Benning	Letestu	Sportsnet
Dec. 14	vs. Nashville	L. 4-0				Sportsnet
Dec. 16	at Minnesota	W. 3-2	Lucic	McDavid	Nugent-Hopkins	Sportsnet
Dec. 18	vs. San Jose	W. 5-3	Nugent-Hopkins	Strome		Sportsnet
Dec. 21	vs. St. Louis	W. 3-2	Caggiula	McDavid	Nurse	Sportsnet
Dec. 23	vs. Montreal	W. 4-1	Draisaitl	McDavid	Nugent-Hopkins	Sportsnet
Dec. 27	at Winnipeg	L. 4-3		Draisaitl		Sportsnet
Dec. 29	vs. Chicago	L. 4-3 (OT)		Nugent-Hopkins		Sportsnet
Dec. 31	vs. Winnipeg	L. 5-0				Sportsnet
Jan. 2	vs. Los Angeles	L. 5-0				Sportsnet
Jan. 4	vs. Anaheim	W. 2-1 (SO)	McDavid	Talbot		Sportsnet
Jan. 6	at Dallas	L. 5-1				Sportsnet
Jan. 7	at Chicago	L. 4-1				Sportsnet
Jan. 9	at Nashville	L. 2-1				Sportsnet
Jan. 12	at Arizona	W. 4-2	Nurse	McDavid		Sportsnet
Jan. 13	at Vegas	W. 3-2 (OT)	McDavid	Maroon	Caggiula	Sportsnet
Jan. 20	vs. Vancouver	W. 5-2	Puljujarvi	Draisaitl	Larsson	Sportsnet
Jan. 23	vs. Buffalo	L. 5-0				Sportsnet
Jan. 25	vs. Calgary	W. 4-3 (SO)	Davidson		McDavid	Sportsnet
Feb. 1	vs. Colorado	L. 4-3 (OT)	McDavid			Sportsnet
Feb. 5	vs. Tampa bay	W. 6-2	McDavid	Draisaitl	Strome	Sportsnet
Feb. 7	at Los Angeles	L. 5-2		McDavid		Sportsnet
Feb. 9	at Anaheim	L. 3-2		Draisaitl		Sportsnet
Feb. 10	at San Jose	L. 6-4		Kassian	Draisaitl	Sportsnet
Feb. 12	vs. Florida	L. 7-5	McDavid			Sportsnet
Feb. 15	at Vegas	L. 4-1				Sportsnet
Feb. 17	at Arizona	L. 1-0				Sportsnet
Feb. 18	at Colorado	W. 4-2	McDavid		Strome	Sportsnet
Feb. 20	vs. Boston	L. 3-2		Talbot		Sportsnet
Feb. 22	vs. Colorado	W. 3-2 (OT)	McDavid	Draisaitl		Sportsnet
Feb. 24	at Los Angeles	W. 4-3	Draisaitl		Larsson	Sportsnet



DATE	OPPONENT	RESULT	FIRST STAR	SECOND STAR	THIRD STAR	SELECTOR
Feb. 25	at Anaheim	W. 6-5 (SO)	Strome	McDavid	Draisaitl	Sportsnet
Feb. 27	at San Jose	L. 5-2				Sportsnet
Mar. 1	vs. Nashville	L. 4-2		McDavid		Sportsnet
Mar. 3	vs. NY Rangers	L. 3-2	McDavid			Sportsnet
Mar. 5	vs. Arizona	W. 4-3 (OT)	Klefbom		Lucic	Sportsnet
Mar. 8	vs. NY Islanders	W. 2-1 (SO)	Talbot		McDavid	Sportsnet
Mar. 10	vs. Minnesota	W. 4-1	McDavid	Talbot		Sportsnet
Mar. 13	@ Calgary	L. 1-0		Talbot		Sportsnet
Mar. 14	vs. San Jose	L. 4-3 (OT)	Klefbom			Sportsnet
Mar. 17	@ Florida	W. 4-2	Larsson	McDavid	Talbot	Sportsnet
Mar. 18	@ Tampa Bay	L. 3-1				Sportsnet
Mar. 20	@ Carolina	W. 7-3	Draisaitl	Aberg		Sportsnet
Mar. 22	@ Ottawa	W. 6-2	McDavid	Caggiula	Nugent-Hopkins	Sportsnet
Mar. 24	vs. Los Angeles	W. 3-2	McDavid		Aberg	Sportsnet
Mar. 25	vs. Anaheim	L. 5-4 (OT)	Bear	McDavid		Sportsnet
Mar. 27	vs. Columbus	L. 7-3			McDavid	Sportsnet
Mar. 29	@ Vancouver	L. 2-1		McDavid		Sportsnet
Mar. 31	@ Calgary	L. 3-2			Kassian	Sportsnet
Apr. 2	@ Minnesota	L. 3-0				Sportsnet
Apr. 5	vs. Vegas	W. 4-3	McDavid	Rattie	Talbot	Sportsnet
Apr. 7	vs. Vancouver	W. 3-2 (SO)	McDavid			Sportsnet



EDMONTON OILERS
VS OPPONENTS

**ANAHEIM DUCKS**

Honda Center
2695 E. Katella Ave.
Anaheim, CA 92806

O: 714-940-2900, F: 714-940-2953

Website: www.nhl.com/ducks

Twitter: @AnaheimDucks

Arena Capacity: 17,174

2018-19 GAMES VS ANAHEIM

AT EDMONTON — February 23, March 30

AT ANAHEIM — November 23, January 6

CLUB DIRECTORY

Owners.....	Henry and Susan Samueli
Chief Executive Officer.....	Michael Schulman
Executive Vice President/General Manager.....	Bob Murray
Senior Vice President, Hockey Operations.....	David McNab
Consultant to the General Manager.....	Dave Nonis
Head Coach.....	Randy Carlyle
Assistant Coach.....	Marty Wilford
Assistant Coach.....	Rich Preston
Assistant Coach.....	Mark Morrison
Goaltending Coach.....	Sudarshan Maharaj
Video Coach.....	Joe Piscotty

EDMONTON OILERS VS ANAHEIM DUCKS**YEARLY RECORD 1993-94 TO 2017-18**

SEASON											AT EDMONTON						AT ANAHEIM					
	GP	W	L	T	OTL	GF	GA	PTS	PCT.	W	L	T	OTL	GF	GA	W	L	T	OTL	GF	GA	
1993-94	6	1	5	0	0	13	23	2	0.167	0	3	0	0	6	13	1	2	0	0	7	10	
1994-95	4	2	2	0	0	11	10	4	0.500	2	0	0	0	4	1	0	2	0	0	7	9	
1995-96	5	4	1	0	0	11	5	8	0.800	3	0	0	0	8	3	1	1	0	0	3	2	
1996-97	5	0	4	1	0	8	18	1	0.100	0	2	0	0	2	6	0	2	1	0	6	12	
1997-98	6	2	4	0	0	14	17	4	0.333	1	2	0	0	6	10	1	2	0	0	8	7	
1998-99	5	3	2	0	0	15	12	6	0.600	1	1	0	0	2	2	2	1	0	0	13	10	
1999-00	4	2	2	0	0	9	8	4	0.500	2	0	0	0	6	2	0	2	0	0	3	6	
2000-01	4	2	1	1	0	13	11	5	0.625	2	0	0	0	8	5	0	1	1	0	5	6	
2001-02	4	3	1	0	0	8	5	6	0.750	2	0	0	0	6	3	1	1	0	0	2	2	
2002-03	4	4	0	0	0	11	5	8	1.000	2	0	0	0	6	4	2	0	0	0	5	1	
2003-04	4	3	1	0	0	8	7	6	0.750	2	0	0	0	3	1	1	1	0	0	5	6	
2004-05	DID NOT PLAY																					
2005-06	4	4	0	0	0	18	11	8	1.000	2	0	0	0	8	6	2	0	0	0	10	5	
2006-07	4	1	2	0	1	9	15	3	0.375	1	0	0	1	6	4	0	2	0	0	3	11	
2007-08	4	3	1	0	0	13	5	6	0.750	1	1	0	0	6	3	2	0	0	0	7	2	
2008-09	4	2	1	0	1	13	13	5	0.625	0	1	0	1	5	8	2	0	0	0	8	5	
2009-10	4	0	4	0	0	9	20	0	0.000	0	2	0	0	5	10	0	2	0	0	4	10	
2010-11	4	1	2	0	1	8	12	3	0.375	0	1	0	1	2	7	1	1	0	0	6	5	
2011-12	4	1	2	0	1	6	13	3	0.375	0	1	0	1	2	8	1	1	0	0	4	5	
2012-13	3	0	3	0	0	2	8	0	0.000	0	2	0	0	1	6	0	1	0	0	1	2	
2013-14	5	2	3	0	0	14	16	4	0.400	2	0	0	0	8	5	0	3	0	0	6	11	
2014-15	4	0	4	0	0	5	13	0	0.000	0	2	0	0	3	6	0	2	0	0	2	7	
2015-16	5	1	3	0	1	9	13	3	0.300	0	3	0	0	4	8	1	0	0	1	5	5	
2016-17	5	3	2	0	0	14	12	6	0.600	2	0	0	0	6	4	1	2	0	0	8	8	
2017-18	4	2	1	0	1	14	14	5	0.625	1	0	0	1	6	6	1	1	0	0	8	8	
1993-2018	105	46	51	2	6	255	286	100	0.476	26	21	0	5	119	131	20	30	2	1	136	155	



EDMONTON OILERS VS ANAHEIM DUCKS

2017-18 RESULTS & STATISTICS

* Overtime ** Shootout

AT EDMONTON

SCORE

WINNING GOAL

25 Mar '18	* ANA 5 @ EDM 4	Hampus Lindholm
04 Jan '18	** ANA 1 @ EDM 2	Ryan Nugent-Hopkins

AT ANAHEIM

SCORE

WINNING GOAL

25 Feb '18	** EDM 6 @ ANA 5	Connor McDavid
09 Feb '18	EDM 2 @ ANA 3	Ryan Kesler

OILERS	GP	G	A	P	+/-	PIM	PP	SH
Connor McDavid	4	1	7	8	2	0	0	0
Leon Draisaitl	4	2	1	3	-3	0	0	0
Anton Slepyshev	4	2	0	2	3	0	0	0
Ryan Strome	4	2	0	2	0	0	0	0
Kris Russell	3	2	0	2	-1	0	0	0
Ethan Bear	1	1	1	2	-1	0	1	0
Milan Lucic	4	0	2	2	1	4	0	0
Michael Cammalleri	2	0	2	2	0	0	0	0
Iiro Pakarinen	3	1	0	1	0	0	0	0
Ty Rattie	2	1	0	1	1	0	0	0
Matt Benning	4	0	1	1	1	0	0	0
Juhhar Khaira	4	0	1	1	-3	0	0	0
Jesse Puljujarvi	4	0	1	1	0	4	0	0
Andrej Sekera	4	0	1	1	-3	0	0	0
Ryan Nugent-Hopkins	2	0	1	1	1	0	0	0
Patrick Maroon	1	0	1	1	-1	5	0	0
Drake Caggiula	4	0	0	0	-1	2	0	0
Darnell Nurse	4	0	0	0	2	6	0	0
Zack Kassian	3	0	0	0	-2	0	0	0
Oscar Klefbom	3	0	0	0	3	0	0	0
Adam Larsson	3	0	0	0	1	2	0	0
Mark Letestu	2	0	0	0	1	0	0	0
Pontus Aberg	1	0	0	0	-2	0	0	0
Yohann Auivitu	1	0	0	0	-2	0	0	0
Brandon Davidson	1	0	0	0	0	0	0	0

DUCKS	GP	G	A	P	+/-	PIM	PP	SH
Corey Perry	3	2	4	6	4	0	0	0
Ryan Getzlaf	4	1	5	6	5	2	0	0
Rickard Rakell	4	3	2	5	6	0	0	0
Hampus Lindholm	4	2	2	4	-1	4	0	0
Cam Fowler	4	0	4	4	3	4	0	0
Adam Henrique	4	3	0	3	3	2	1	0
Ryan Kesler	4	2	1	3	-2	0	1	0
Andrew Coglian	4	0	2	2	-1	4	0	0
Brandon Montour	4	0	2	2	0	0	0	0
Josh Manson	4	1	0	1	-2	2	0	0
Jakob Silfverberg	4	0	1	1	0	0	0	0
Derek Grant	3	0	1	1	-1	0	0	0
Marcus Pettersson	2	0	1	1	0	0	0	0
Nick Ritchie	4	0	0	0	-1	4	0	0
Francois Beauchemin	3	0	0	0	-1	0	0	0
Kevin Bieksa	3	0	0	0	0	5	0	0
Ondrej Kase	3	0	0	0	0	0	0	0
Chris Wagner	3	0	0	0	-2	0	0	0
J.T. Brown	2	0	0	0	-3	0	0	0
Antoine Vermette	2	0	0	0	-1	2	0	0
Jason Chimera	1	0	0	0	0	0	0	0
Chris Kelly	1	0	0	0	0	2	0	0
Kevin Roy	1	0	0	0	0	0	0	0
Logan Shaw	1	0	0	0	0	0	0	0

OILERS GOALTENDERS

GP

MIN

W-L-OT

GA

SA

SV

GAA

SV%

Cam Talbot	3	185	1-1-1	9	106	97	2.91	.915
Al Montoya	1	63	1-0-0	5	46	41	4.76	.891

DUCKS GOALTENDERS

GP

MIN

W-L-OT

GA

SA

SV

GAA

SV%

John Gibson	3	185	2-0-1	7	98	91	2.27	.929
Ryan Miller	1	63	0-0-1	5	42	37	4.76	.881

GOALS BY PERIOD

1

2

3

OT

TOTAL

Oilers	2	6	4	0	12
Ducks	2	3	8	1	14

SHOTS BY PERIOD

1

2

3

OT

TOTAL

Oilers	51	51	29	9	140
Ducks	37	43	65	7	152

POWERPLAY

PPG

ATT

PCT.

Oilers	1	14	7.1
Ducks	2	9	22.2

PENALTY KILLING

PK

TSH

PCT.

Oilers	7	9	77.8
Ducks	13	14	92.9

**ARIZONA COYOTES**

Gila River Arena
9400 W. Maryland Ave.
Glendale, AZ 85305

O: 623-772-3200, F: 623-872-2000

Website: www.nhl.com/coyotes

Twitter: @ArizonaCoyotes

Arena Capacity: 17,125

2018-19 GAMES VS ARIZONA

AT EDMONTON – January 12, February 19

AT ARIZONA – January 2, March 16

CLUB DIRECTORY

Owner, Chairman & Governor	Andrew Barroway
President, CEO & Alternate Governor	Ahron Cohen
President of Hockey Operations, GM & Alternate Governor	John Chayka
Head Coach	Rick Tocchet
Assistant Coach	John MacLean
Assistant Coach	Scott Allen
Video Coach	Steve Peters
Goaltending Coach	Corey Schwab

EDMONTON OILERS VS ARIZONA COYOTES**YEARLY RECORD 1979-80 TO 2017-18**

										AT EDMONTON						AT ARIZONA						
SEASON	GP	W	L	T	OTL	GF	GA	PTS	PCT.	W	L	T	OTL	GF	GA	W	L	T	OTL	GF	GA	
1979-80	4	1	2	1	0	17	16	3	0.375	1	1	0	0	12	6	0	1	1	0	5	10	
1980-81	4	4	0	0	0	26	9	8	1.000	2	0	0	0	17	6	2	0	0	0	9	3	
1981-82	3	2	1	0	0	14	7	4	0.667	1	1	0	0	4	5	1	0	0	0	10	2	
1982-83	8	6	2	0	0	45	31	12	0.750	4	0	0	0	22	7	2	2	0	0	23	24	
1983-84	8	8	0	0	0	53	37	16	1.000	4	0	0	0	24	16	4	0	0	0	29	21	
1984-85	8	5	3	0	0	40	34	10	0.625	2	2	0	0	22	21	3	1	0	0	18	13	
1985-86	8	6	2	0	0	47	34	12	0.750	3	1	0	0	22	15	3	1	0	0	25	19	
1986-87	8	5	3	0	0	33	27	10	0.625	3	1	0	0	16	10	2	2	0	0	17	17	
1987-88	8	4	1	3	0	32	21	11	0.688	2	0	2	0	15	10	2	1	1	0	17	11	
1988-89	8	4	3	1	0	40	35	9	0.563	2	2	0	0	17	17	2	1	1	0	23	18	
1989-90	8	5	3	0	0	38	28	10	0.625	4	0	0	0	23	11	1	3	0	0	15	17	
1990-91	8	3	4	1	0	21	23	7	0.438	1	2	1	0	9	10	2	2	0	0	12	13	
1991-92	7	3	3	1	0	25	27	7	0.500	2	2	0	0	15	16	1	1	1	0	10	11	
1992-93	9	1	8	0	0	29	44	2	0.111	0	4	0	0	13	22	1	4	0	0	16	22	
1993-94	4	3	1	0	0	18	11	6	0.750	2	0	0	0	11	2	1	1	0	0	7	9	
1994-95	4	2	1	1	0	15	16	5	0.625	0	1	1	0	4	8	2	0	0	0	11	8	
1995-96	4	2	2	0	0	14	20	4	0.500	2	0	0	0	10	7	0	2	0	0	4	13	
1996-97	4	3	1	0	0	15	11	6	0.750	1	1	0	0	6	7	2	0	0	0	9	4	
1997-98	4	3	1	0	0	17	12	6	0.750	2	0	0	0	9	4	1	1	0	0	8	8	
1998-99	4	2	2	0	0	17	14	4	0.500	1	1	0	0	8	10	1	1	0	0	9	4	
1999-00	4	3	0	0	1	16	13	7	0.875	2	0	0	0	7	4	1	0	0	1	9	9	
2000-01	4	0	2	2	0	8	13	2	0.250	0	0	2	0	4	4	0	2	0	0	4	9	
2001-02	4	4	0	0	0	18	9	8	1.000	2	0	0	0	9	2	2	0	0	0	9	7	
2002-03	4	1	1	0	2	10	15	4	0.500	1	1	0	0	5	8	0	0	0	2	5	7	
2003-04	4	3	0	1	0	19	11	7	0.875	2	0	0	0	9	6	1	0	1	0	10	5	
2004-05	DID NOT PLAY																					
2005-06	4	2	0	0	2	17	12	6	0.750	1	0	0	1	10	5	1	0	0	1	7	7	
2006-07	4	2	2	0	0	10	13	4	0.500	1	1	0	0	5	5	1	1	0	0	5	8	
2007-08	4	4	0	0	0	22	10	8	1.000	2	0	0	0	13	6	2	0	0	0	9	4	
2008-09	4	3	1	0	0	15	9	6	0.750	2	0	0	0	10	5	1	1	0	0	5	4	
2009-10	4	1	1	0	2	11	14	4	0.500	1	0	0	1	8	5	0	1	0	1	3	9	
2010-11	4	1	2	0	1	8	15	3	0.375	0	1	0	1	4	7	1	1	0	0	4	8	
2011-12	4	0	3	0	1	7	14	1	0.125	0	1	0	1	3	6	0	2	0	0	4	8	
2012-13	3	2	1	0	0	6	6	4	0.667	1	1	0	0	4	5	1	0	0	0	2	1	
2013-14	5	1	3	0	1	15	21	3	0.300	0	2	0	0	5	10	1	1	0	1	10	11	
2014-15	5	0	4	0	1	9	21	1	0.100	0	3	0	0	4	12	0	1	0	1	5	9	
2015-16	5	1	3	0	1	10	19	3	0.300	1	1	0	0	4	7	0	2	0	1	6	12	
2016-17	5	3	1	0	1	14	10	7	0.700	2	1	0	0	9	5	1	0	0	1	5	5	
2017-18	4	3	1	0	0	11	8	24	3.000	2	0	0	0	7	5	1	1	0	0	4	3	
1979-2018	198	106	68	11	11	782	690	254	0.641	59	31	6	4	399	317	47	37	5	9	383	373	
ARI 1996-2018	87	42	29	3	13	275	270	118	0.678	24	14	2	4	143	128	18	15	1	9	132	142	
WPG 1979-1995	111	64	39	8	0	507	420	136	0.613	35	17	4	0	256	189	29	22	4	0	251	231	

* Franchise located in Winnipeg from 1979-80 to 1995-96. Moved to Phoenix for 1996-97 season

** Changed name from Phoenix to Arizona Coyotes in 2014



EDMONTON OILERS VS ARIZONA COYOTES

2017-18 RESULTS & STATISTICS

* Overtime ** Shootout

AT EDMONTON	SCORE	WINNING GOAL	AT ARIZONA	SCORE	WINNING GOAL
05 Mar '18	* ARI 3 @ EDM 4	Oscar Klefbom	17 Feb '18	EDM 0 @ ARI 1	Christian Dvorak
28 Nov '17	* ARI 2 @ EDM 3	Ryan Nugent-Hopkins	12 Jan '18	EDM 4 @ ARI 2	Darnell Nurse

OILERS	GP	G	A	P	+/-	PIM	PP	SH
Ryan Nugent-Hopkins	3	2	1	3	1	0	0	0
Milan Lucic	4	1	2	3	1	4	0	0
Matt Benning	3	1	2	3	5	2	0	0
Leon Draisaitl	4	0	3	3	3	0	0	0
Connor McDavid	4	0	3	3	1	0	0	0
Darnell Nurse	4	2	0	2	-1	0	0	0
Oscar Klefbom	4	1	1	2	2	0	0	0
Juhar Khaira	3	1	1	2	2	0	0	1
Zack Kassian	3	1	0	1	0	0	0	0
Patrick Maroon	3	1	0	1	0	0	0	0
Jesse Puljujarvi	3	1	0	1	-1	2	1	0
Kris Russell	4	0	1	1	-1	0	0	0
Ryan Strome	4	0	1	1	2	4	0	0
Adam Larsson	3	0	1	1	1	4	0	0
Mark Letestu	3	0	1	1	0	0	0	0
Drake Caggiula	4	0	0	0	-1	4	0	0
Michael Cammalleri	4	0	0	0	-1	2	0	0
Anton Slepyshev	3	0	0	0	-1	2	0	0
Yohann Auivu	2	0	0	0	-1	2	0	0
Iiro Pakarinen	2	0	0	0	1	0	0	0
Andrej Sekera	2	0	0	0	1	0	0	0
Pontus Aberg	1	0	0	0	-1	0	0	0
Ethan Bear	1	0	0	0	-1	0	0	0
Brandon Davidson	1	0	0	0	-1	0	0	0

COYOTES	GP	G	A	P	+/-	PIM	PP	SH
Christian Dvorak	4	2	2	4	0	0	0	0
Oliver Ekman-Larsson	4	1	2	3	-3	0	1	0
Christian Fischer	4	1	1	2	1	0	0	0
Max Domi	4	0	2	2	-2	4	0	0
Clayton Keller	4	0	2	2	-1	2	0	0
Jason Demers	4	1	0	1	1	2	0	0
Niklas Hjalmarsson	4	1	0	1	4	2	0	0
Brad Richardson	4	1	0	1	-2	0	0	0
Josh Archibald	3	1	0	1	1	0	0	0
Jordan Martinook	4	0	1	1	-2	6	0	0
Derek Stepan	4	0	1	1	-3	0	0	0
Jakob Chychrun	3	0	1	1	1	0	0	0
Richard Panik	3	0	1	1	0	2	0	0
Kevin Connauton	4	0	0	0	-1	0	0	0
Nick Cousins	4	0	0	0	-1	4	0	0
Brendan Perlini	4	0	0	0	0	4	0	0
Alex Goligoski	3	0	0	0	-4	0	0	0
Tobias Rieder	3	0	0	0	0	0	0	0
Luke Schenn	2	0	0	0	-1	0	0	0
Freddie Hamilton	1	0	0	0	0	0	0	0
Zac Rinaldo	1	0	0	0	0	0	0	0
Dylan Strome	1	0	0	0	0	0	0	0

OILERS GOALTENDERS	GP	MIN	W-L-OT	GA	SA	SV	GAA	SV%
Cam Talbot	4	187	2-1-0	8	101	93	2.57	.921
Al Montoya	1	57	1-0-0	0	19	19	0.00	1.000

COYOTES GOALTENDERS	GP	MIN	W-L-OT	GA	SA	SV	GAA	SV%
Antti Raanta	2	118	1-1-0	3	66	63	1.52	.955
Darcy Kuemper	1	61	0-0-1	4	36	32	3.95	.889
Scott Wedgewood	1	64	0-0-1	3	27	24	2.80	.889

GOALS BY PERIOD	1	2	3	OT	TOTAL
Oilers	6	0	3	2	11
Coyotes	5	1	2	0	8

SHOTS BY PERIOD	1	2	3	OT	TOTAL
Oilers	44	39	45	2	130
Coyotes	37	40	39	4	120

POWERPLAY	PPG	ATT	PCT.
Oilers	1	10	10.0
Coyotes	1	10	10.0

PENALTY KILLING	PK	TSH	PCT.
Oilers	9	10	90.0
Coyotes	9	10	90.0

**BOSTON BRUINS**

TD Garden
100 Legends Way
Boston, MA 02114

O: 617-624-1900, F: 617-523-7184

Website: www.nhl.com/b Bruins

Twitter: @NHLBruins

Arena Capacity: 17,565

2018-19 GAMES VS BOSTON

AT EDMONTON – October 18

AT BOSTON – October 11

CLUB DIRECTORY

Owner and Governor	Jeremy M. Jacobs
CEO, Boston Bruins	Charlie Jacobs
President	Cam Neely
Alternate Governors	Charlie Jacobs, Louis Jacobs, Jeremy Jacobs Jr., Harry Sinden, Don Sweeney, Cam Neely
Senior Advisor to the Owner	Harry Sinden
General Manager	Don Sweeney
Assistant General Manager	Scott Bradley
Head coach	Bruce Cassidy
Assistant coaches	Joe Sacco, Jay Pandolfo, Kevin Dean
Goaltending coach	Bob Essensa
Video coordinator	J.P. Buckley

EDMONTON OILERS VS BOSTON BRUINS**YEARLY RECORD 1979-80 TO 2017-18**

SEASON											AT EDMONTON						AT BOSTON					
	GP	W	L	T	OTL	GF	GA	PTS	PCT.		W	L	T	OTL	GF	GA	W	L	T	OTL	GF	GA
1979-80	4	0	4	0	0	6	17	0	0.000		0	2	0	0	3	6	0	2	0	0	3	11
1980-81	4	1	3	0	0	13	23	2	0.250		1	1	0	0	8	10	0	2	0	0	5	13
1981-82	3	0	1	2	0	8	11	2	0.333		0	0	2	0	6	6	0	1	0	0	2	5
1982-83	3	0	2	1	0	11	16	1	0.167		0	1	0	0	3	5	0	1	1	0	8	11
1983-84	3	2	1	0	0	8	6	4	0.667		2	0	0	0	7	2	0	1	0	0	1	4
1984-85	3	2	1	0	0	14	10	4	0.667		1	0	0	0	7	2	1	1	0	0	7	8
1985-86	3	2	1	0	0	13	11	4	0.667		1	1	0	0	8	8	1	0	0	0	5	3
1986-87	3	1	2	0	0	10	10	2	0.333		1	0	0	0	6	2	0	2	0	0	4	8
1987-88	3	1	1	1	0	10	12	3	0.500		1	1	0	0	8	10	0	0	1	0	2	2
1988-89	3	0	3	0	0	7	13	0	0.000		0	1	0	0	2	4	0	2	0	0	5	9
1989-90	3	0	2	1	0	5	12	1	0.167		0	1	1	0	3	6	0	1	0	0	2	6
1990-91	3	1	2	0	0	15	11	2	0.333		1	0	0	0	8	1	0	2	0	0	7	10
1991-92	3	1	2	0	0	10	14	2	0.333		0	1	0	0	3	5	1	1	0	0	7	9
1992-93	2	1	1	0	0	7	9	2	0.500		0	1	0	0	3	6	1	0	0	0	4	3
1993-94	2	0	2	0	0	2	8	0	0.000		0	1	0	0	1	3	0	1	0	0	1	5
1994-95										DID NOT PLAY												
1995-96	2	1	1	0	0	8	10	2	0.500		0	1	0	0	4	7	1	0	0	0	4	3
1996-97	2	2	0	0	0	10	3	4	1.000		1	0	0	0	4	3	1	0	0	0	6	0
1997-98	2	0	2	0	0	2	5	0	0.000		0	1	0	0	1	2	0	1	0	0	1	3
1998-99	1	0	1	0	0	0	2	0	0.000		0	1	0	0	0	2	0	0	0	0	0	0
1999-00	2	1	0	1	0	6	4	3	0.750		1	0	0	0	4	2	0	0	1	0	2	2
2000-01	1	1	0	0	0	6	1	2	1.000		1	0	0	0	6	1	0	0	0	0	0	0
2001-02	1	0	0	0	1	0	1	1	0.500		0	0	0	0	0	0	0	0	0	1	0	1
2002-03	2	0	2	0	0	4	10	0	0.000		0	1	0	0	3	4	0	1	0	0	1	6
2003-04	1	0	1	0	0	3	4	0	0.000		0	0	0	0	0	0	0	1	0	0	3	4
2004-05										DID NOT PLAY												
2005-06	1	0	0	0	1	4	5	1	0.500		0	0	0	1	4	5	0	0	0	0	0	0
2006-07	1	0	1	0	0	0	3	0	0.000		0	0	0	0	0	0	0	1	0	0	0	3
2007-08	0	0	0	0	0	0	0	0	n/a		0	0	0	0	0	0	0	0	0	0	0	0
2008-09	1	0	0	0	1	0	1	1	0.500		0	0	0	1	0	1	0	0	0	0	0	0
2009-10	1	0	1	0	0	0	2	0	0.000		0	0	0	0	0	0	0	1	0	0	0	2
2010-11	1	0	1	0	0	2	3	0	0.000		0	1	0	0	2	3	0	0	0	0	0	0
2011-12	1	0	1	0	0	3	6	0	0.000		0	0	0	0	0	0	0	1	0	0	3	6
2012-13	0	0	0	0	0	0	0	0	n/a		0	0	0	0	0	0	0	0	0	0	0	0
2013-14	2	0	2	0	0	2	8	0	0.000		0	1	0	0	2	4	0	1	0	0	0	4
2014-15	2	1	1	0	0	6	8	2	0.500		1	0	0	0	4	3	0	1	0	0	2	5
2015-16	2	2	0	0	0	6	4	4	1.000		1	0	0	0	3	2	1	0	0	0	3	2
2016-17	2	2	0	0	0	11	7	4	1.000		1	0	0	0	7	4	1	0	0	0	4	3
2017-18	2	1	1	0	0	6	5	2	0.500		0	1	0	0	2	3	1	0	0	0	4	2
1979-2018	75	23	43	6	3	218	275	55	0.367		14	18	3	2	122	122	9	25	3	1	96	153



EDMONTON OILERS VS BOSTON BRUINS

2017-18 RESULTS & STATISTICS

* Overtime ** Shootout

AT EDMONTON

20 Feb '18

SCORE

BOS 3 @ EDM 2

WINNING GOAL

David Krejci

AT BOSTON

26 Nov '17

SCORE

EDM 4 @ BOS 2

WINNING GOAL

Ryan Strome

OILERS	GP	G	A	P	+/-	PIM	PP	SH
Ryan Strome	2	2	0	2	1	2	0	0
Leon Draisaitl	2	1	1	2	2	0	0	0
Connor McDavid	2	0	2	2	1	0	0	0
Adam Larsson	2	1	0	1	1	0	0	0
Patrick Maroon	2	1	0	1	0	0	0	0
Juhar Khaira	1	1	0	1	-1	0	0	0
Michael Cammalleri	2	0	1	1	2	2	0	0
Zack Kassian	2	0	1	1	0	0	0	0
Milan Lucic	2	0	1	1	2	0	0	0
Darnell Nurse	2	0	1	1	2	0	0	0
Anton Slepyshev	2	0	1	1	-1	0	0	0
Matt Benning	2	0	0	0	1	2	0	0
Drake Caggiula	2	0	0	0	0	2	0	0
Oscar Klefbom	2	0	0	0	1	0	0	0
Mark Letestu	2	0	0	0	0	0	0	0
Kris Russell	2	0	0	0	0	0	0	0
Yohann Auvitu	1	0	0	0	-1	0	0	0
Brandon Davidson	1	0	0	0	0	2	0	0
Ryan Nugent-Hopkins	1	0	0	0	0	0	0	0
Jiro Pakarinen	1	0	0	0	-1	0	0	0
Jesse Puljujarvi	1	0	0	0	0	0	0	0

BRUINS	GP	G	A	P	+/-	PIM	PP	SH
Torey Krug	2	0	3	3	-3	2	0	0
David Krejci	2	2	0	2	0	0	0	0
Riley Nash	2	0	2	2	1	0	0	0
Noel Acciari	2	1	0	1	-2	0	0	0
Matt Grzelcyk	2	1	0	1	1	0	0	0
David Pastrnak	2	1	0	1	-2	0	1	0
Brandon Carlo	2	0	1	1	-2	0	0	0
Danton Heinen	2	0	1	1	-1	0	0	0
Charlie McAvoy	2	0	1	1	0	2	0	0
David Backes	1	0	1	1	1	0	0	0
Patrice Bergeron	2	0	0	0	-2	0	0	0
Zdeno Chara	2	0	0	0	0	2	0	0
Jake DeBrusk	2	0	0	0	2	0	0	0
Sean Kuraly	2	0	0	0	0	0	0	0
Tim Schaller	2	0	0	0	-1	0	0	0
Matt Beleskey	1	0	0	0	-1	0	0	0
Brad Marchand	1	0	0	0	0	0	0	0
Adam McQuaid	1	0	0	0	0	0	0	0
Kevan Miller	1	0	0	0	0	0	0	0
Ryan Spooner	1	0	0	0	0	0	0	0
Jordan Szwarz	1	0	0	0	-1	0	0	0
Frank Vatrano	1	0	0	0	0	2	0	0

OILERS GOALTENDERS

GP	MIN	W-L-OT
Cam Talbot	2	1-1-0

GA	SA	SV	GAA	SV%
5	70	65	2.52	.929

BRUINS GOALTENDERS

GP	MIN	W-L-OT
Anton Khudobin	1	1-0-0
Tuukka Rask	1	0-1-0

GA	SA	SV	GAA	SV%
2	20	18	2.00	.900
3	35	32	3.07	.914

GOALS BY PERIOD

	1	2	3	OT	TOTAL
Oilers	1	3	2	0	6
Bruins	1	1	3	0	5

SHOTS BY PERIOD

	1	2	3	OT	TOTAL
Oilers	13	28	15	0	56
Bruins	19	23	28	0	70

POWERPLAY

	PPG	ATT	PCT.
Oilers	0	3	0.0
Bruins	1	5	20.0

PENALTY KILLING

	PK	TSH	PCT.
Oilers	4	5	80.0
Bruins	3	3	100.0

**BUFFALO SABRES**

KeyBank Center
1 Seymour H. Knox III Plaza
Buffalo, NY 14203

O: 716-855-4100, F: 716-855-4122

Website: www.nhl.com/sabres

Twitter: @BuffaloSabres

PR Twitter: @SabresPR

Arena Capacity: 19,070

2018-19 GAMES VS BUFFALO

AT EDMONTON – January 14

AT BUFFALO – March 4

CLUB DIRECTORY

Owner	Terrence Pegula
President	Kim Pegula
General Manager	Jason Botterill
Assistant General Manager/Rochester Americans General Manager	Randy Sexton
Assistant General Manager	Steve Greeley
Head Coach	Phil Housley
Associate Coach	Davis Payne
Assistant Coach	Steve Smith
Assistant Coach	Chris Hajt
Assistant Coach	Tom Ward
Goaltending Coach	Andrew Allen
Video Coach	Mat Myers

EDMONTON OILERS VS BUFFALO SABRES**YEARLY RECORD 1979-80 TO 2017-18**

SEASON											AT EDMONTON						AT BUFFALO					
	GP	W	L	T	OTL	GF	GA	PTS	PCT.		W	L	T	OTL	GF	GA	W	L	T	OTL	GF	GA
1979-80	4	1	2	1	0	19	22	3	0.375		1	1	0	0	8	9	0	1	1	0	11	13
1980-81	4	1	1	2	0	13	12	4	0.500		1	0	1	0	8	5	0	1	1	0	5	7
1981-82	3	2	1	0	0	11	7	4	0.667		1	1	0	0	5	4	1	0	0	0	6	3
1982-83	3	2	1	0	0	15	12	4	0.667		1	0	0	0	6	2	1	1	0	0	9	10
1983-84	3	2	1	0	0	12	6	4	0.667		2	0	0	0	11	3	0	1	0	0	1	3
1984-85	3	2	0	1	0	15	12	5	0.833		0	0	1	0	4	4	2	0	0	0	11	8
1985-86	3	1	2	0	0	9	11	2	0.333		1	1	0	0	7	7	0	1	0	0	2	4
1986-87	3	2	1	0	0	13	11	4	0.667		1	0	0	0	5	3	1	1	0	0	8	8
1987-88	3	3	0	0	0	16	6	6	1.000		2	0	0	0	11	4	1	0	0	0	5	2
1988-89	3	2	0	1	0	17	12	5	0.833		1	0	0	0	7	3	1	0	1	0	10	9
1989-90	3	2	1	0	0	15	9	4	0.667		2	0	0	0	10	3	0	1	0	0	5	6
1990-91	3	2	1	0	0	9	7	4	0.667		1	0	0	0	4	2	1	1	0	0	5	5
1991-92	3	1	1	1	0	11	14	3	0.500		1	0	0	0	5	2	0	1	1	0	6	12
1992-93	2	2	0	0	0	8	6	4	1.000		1	0	0	0	3	2	1	0	0	0	5	4
1993-94	2	0	1	1	0	4	7	1	0.250		0	1	0	0	3	6	0	0	1	0	1	1
1994-95										DID NOT PLAY												
1995-96	2	1	1	0	0	6	8	2	0.500		1	0	0	0	5	4	0	1	0	0	1	4
1996-97	2	2	0	0	0	7	4	4	1.000		1	0	0	0	4	3	1	0	0	0	3	1
1997-98	2	0	1	1	0	4	5	1	0.250		0	1	0	0	0	1	0	0	1	0	4	4
1998-99	2	2	0	0	0	11	6	4	1.000		1	0	0	0	6	3	1	0	0	0	5	3
1999-00	1	0	0	1	0	2	2	1	0.500		0	0	0	0	0	0	0	0	1	0	2	2
2000-01	2	2	0	0	0	7	2	4	1.000		1	0	0	0	3	2	1	0	0	0	4	0
2001-02	1	1	0	0	0	3	0	2	1.000		0	0	0	0	0	0	1	0	0	0	3	0
2002-03	1	0	0	1	0	1	1	1	0.500		0	0	1	0	1	1	0	0	0	0	0	0
2003-04	1	1	0	0	0	4	1	2	1.000		1	0	0	0	4	1	0	0	0	0	0	0
2004-05										DID NOT PLAY												
2005-06	1	0	1	0	0	1	3	0	0.000		0	1	0	0	1	3	0	0	0	0	0	0
2006-07	1	0	0	0	1	1	2	1	0.500		0	0	0	0	0	0	0	0	0	1	1	2
2007-08										DID NOT PLAY												
2008-09	1	0	1	0	0	2	10	0	0.000		0	1	0	0	2	10	0	0	0	0	0	0
2009-10	1	0	1	0	0	1	3	0	0.000		0	0	0	0	0	0	0	1	0	0	1	3
2010-11	1	0	1	0	0	2	4	0	0.000		0	1	0	0	2	4	0	0	0	0	0	0
2011-12	1	0	1	0	0	3	4	0	0.000		0	0	0	0	0	0	0	1	0	0	3	4
2012-13										DID NOT PLAY												
2013-14	2	1	1	0	0	4	5	2	0.500		0	1	0	0	1	3	1	0	0	0	3	2
2014-15	2	2	0	0	0	6	4	4	1.000		1	0	0	0	3	2	1	0	0	0	3	2
2015-16	2	2	0	0	0	6	3	4	1.000		1	0	0	0	4	2	1	0	0	0	2	1
2016-17	2	0	1	0	1	5	10	1	0.250		0	1	0	0	2	6	0	0	0	1	3	4
2017-18	2	0	2	0	0	1	8	0	0.000		0	1	0	0	0	5	0	1	0	0	1	3
1979-2018	75	39	24	10	2	264	239	90	0.600		23	11	3	0	135	109	16	13	7	2	129	130



EDMONTON OILERS VS BUFFALO SABRES

2017-18 RESULTS & STATISTICS

* Overtime ** Shootout

AT EDMONTON

23 Jan '18

SCORE

BUF 5 @ EDM 0

WINNING GOAL

Sam Reinhart

AT BUFFALO

24 Nov '17

SCORE

EDM 1 @ BUF 3

WINNING GOAL

Jack Eichel

OILERS	GP	G	A	P	+/-	PIM	PP	SH
Yohann Auvitu	1	1	0	1	0	0	0	0
Matt Benning	2	0	0	0	-3	0	0	0
Drake Caggiula	2	0	0	0	-1	2	0	0
Leon Draisaitl	2	0	0	0	-4	0	0	0
Zack Kassian	2	0	0	0	0	2	0	0
Jujhar Khaira	2	0	0	0	1	2	0	0
Adam Larsson	2	0	0	0	-1	2	0	0
Mark Letestu	2	0	0	0	0	2	0	0
Milan Lucic	2	0	0	0	-2	0	0	0
Patrick Maroon	2	0	0	0	-3	2	0	0
Connor McDavid	2	0	0	0	-3	0	0	0
Darnell Nurse	2	0	0	0	0	0	0	0
Jesse Puljujarvi	2	0	0	0	0	0	0	0
Kris Russell	2	0	0	0	-1	0	0	0
Ryan Strome	2	0	0	0	1	0	0	0
Michael Cammalleri	1	0	0	0	-1	0	0	0
Eric Gryba	1	0	0	0	-1	2	0	0
Oscar Klefbom	1	0	0	0	-1	0	0	0
Ryan Nugent-Hopkins	1	0	0	0	-2	0	0	0
Iiro Pakarinen	1	0	0	0	0	0	0	0
Andrej Sekera	1	0	0	0	0	0	0	0
Anton Slepyshev	1	0	0	0	0	0	0	0

SABRES	GP	G	A	P	+/-	PIM	PP	SH
Jack Eichel	2	2	3	5	3	0	1	0
Kyle Okposo	2	1	3	4	3	2	0	0
Rasmus Ristolainen	2	0	4	4	3	0	0	0
Sam Reinhart	2	1	2	3	1	0	1	0
Ryan O'Reilly	2	2	0	2	1	0	1	0
Evander Kane	2	0	2	2	2	0	0	0
Zemgus Girgensons	2	1	0	1	0	0	0	0
Jacob Josefson	1	1	0	1	1	0	0	0
Jordan Nolan	2	0	1	1	1	0	0	0
Scott Wilson	1	0	1	1	1	0	0	0
Victor Antipin	2	0	0	0	1	0	0	0
Justin Falk	2	0	0	0	0	0	0	0
Johan Larsson	2	0	0	0	-1	0	0	0
Jake McCabe	2	0	0	0	0	4	0	0
Jason Pominville	2	0	0	0	1	0	0	0
Benoit Pouliot	2	0	0	0	0	0	0	0
Marco Scandella	2	0	0	0	3	0	0	0
Nathan Beaulieu	1	0	0	0	1	2	0	0
Kyle Crisuolo	1	0	0	0	-1	2	0	0
Casey Nelson	1	0	0	0	0	0	0	0
Evan Rodrigues	1	0	0	0	0	0	0	0

OILERS GOALTENDERS

	GP	MIN	W-L-OT
Laurent Brossoit	1	58	0-1-0
Al Montoya	1	28	0-0-0
Cam Talbot	1	32	0-1-0

GA	SA	SV	GAA	SV%
2	30	28	2.07	.933
1	12	11	2.12	.917
4	22	18	7.61	.818

SABRES GOALTENDERS

	GP	MIN	W-L-OT
Robin Lehner	2	120	2-0-0

GA	SA	SV	GAA	SV%
1	63	62	0.50	.984

GOALS BY PERIOD

	1	2	3	OT	TOTAL
Oilers	0	0	1	0	1
Sabres	1	5	2	0	8

SHOTS BY PERIOD

	1	2	3	OT	TOTAL
Oilers	12	24	27	0	63
Sabres	26	25	14	0	65

POWERPLAY

	PPG	ATT	PCT.
Oilers	0	5	0.0
Sabres	3	7	42.9

PENALTY KILLING

	PK	TSH	PCT.
Oilers	4	7	57.1
Sabres	5	5	100.0

**CALGARY FLAMES**

Scotiabank Saddledome
555 Saddledome Rise SE
Calgary, AB T2P 3B9

O: 403-777-4636, F: 403-777-2171

Website: www.nhl.com/Flames

Twitter: @NHLFlames

PR Twitter: @CgyFlamesPR

Arena Capacity: 19,289

2018-19 GAMES VS CALGARY

AT EDMONTON – December 9, January 19

AT CALGARY – November 17, April 6

CLUB DIRECTORY

Vice Chairman of CSEC & Chief Executive Officer	Ken King
President & Chief Operating Officer	John Bean
General Manager	Brad Treliving
Senior Vice President of Hockey Operations	Don Maloney
Assistant General Managers	Craig Conroy, Brad Pascall
Head Coach	Bill Peters
Associate Coach	Geoff Ward
Assistant Coach	Ryan Huska
Assistant Coach	Martin Gelinas
Assistant Coach, Video	Jamie Pringle
Goaltending Coach	Jordan Sigaleit

EDMONTON OILERS VS CALGARY FLAMES**YEARLY RECORD 1979-80 TO 2017-18**

SEASON						AT EDMONTON					AT CALGARY				
	GP	W	L	T	OTL	GF	GA	PTS	PCT.	W	L	T	OTL	GF	GA
1979-80	4	1	2	1	0	15	20	3	0.375	0	1	1	0	7	9
1980-81	4	1	2	1	0	15	21	3	0.375	1	1	0	0	9	13
1981-82	8	5	2	1	0	41	31	11	0.688	2	1	1	0	23	16
1982-83	8	4	2	2	0	37	37	10	0.625	3	0	1	0	22	17
1983-84	8	7	0	1	0	53	28	15	0.938	3	0	1	0	25	14
1984-85	8	6	1	1	0	39	29	13	0.813	3	0	1	0	22	13
1985-86	8	6	1	1	0	40	33	13	0.813	4	0	0	0	23	13
1986-87	8	1	6	1	0	29	39	3	0.188	1	2	1	0	13	16
1987-88	8	3	4	1	0	33	33	7	0.438	1	3	0	0	15	16
1988-89	8	2	5	1	0	27	35	5	0.313	2	1	1	0	19	13
1989-90	8	3	4	1	0	21	32	7	0.438	2	1	1	0	11	9
1990-91	8	3	4	1	0	27	25	7	0.438	2	2	0	0	13	11
1991-92	7	3	3	1	0	21	27	7	0.500	2	1	0	0	10	7
1992-93	7	1	6	0	0	15	32	2	0.143	1	3	0	0	8	16
1993-94	6	1	5	0	0	16	29	2	0.167	1	2	0	0	11	14
1994-95	5	1	4	0	0	14	22	2	0.200	1	2	0	0	9	12
1995-96	6	2	4	0	0	17	22	4	0.333	1	2	0	0	8	13
1996-97	5	3	2	0	0	23	14	6	0.600	2	0	0	0	8	4
1997-98	5	3	1	1	0	17	13	7	0.700	2	0	1	0	10	5
1998-99	6	4	1	1	0	17	11	9	0.750	2	0	1	0	9	6
1999-00	6	2	3	0	1	20	15	5	0.417	1	1	0	1	11	6
2000-01	5	4	0	1	0	14	7	9	0.900	2	0	0	0	5	2
2001-02	5	2	2	1	0	8	8	5	0.500	2	1	0	0	6	5
2002-03	5	2	3	0	0	15	15	4	0.400	0	2	0	0	4	8
2003-04	6	1	4	1	0	7	11	3	0.250	1	2	0	0	5	7
2004-05	DID NOT PLAY														
2005-06	8	3	5	0	0	18	26	6	0.375	2	2	0	0	10	13
2006-07	8	3	5	0	0	14	21	6	0.375	2	2	0	0	7	10
2007-08	8	4	4	0	0	18	18	8	0.500	2	2	0	0	10	7
2008-09	6	3	2	0	1	19	19	7	0.583	2	0	0	1	10	6
2009-10	6	0	5	0	1	11	25	1	0.083	0	2	0	1	7	12
2010-11	6	1	3	0	2	17	23	4	0.333	1	1	0	1	9	7
2011-12	6	2	4	0	0	15	18	4	0.333	1	2	0	0	8	12
2012-13	4	2	2	0	0	16	11	4	0.500	1	1	0	0	5	5
2013-14	5	2	1	0	2	9	14	6	0.600	0	1	0	2	3	12
2014-15	5	0	4	0	1	8	21	1	0.100	0	2	0	0	2	9
2015-16	5	2	3	0	0	14	18	4	0.400	1	2	0	0	6	11
2016-17	4	4	0	0	0	21	11	8	1.000	2	0	0	0	9	5
2017-18	5	3	2	0	0	16	12	6	0.600	3	0	0	0	14	8
1979-2018	238	100	111	19	8	777	826	227	0.477	58	45	10	6	399	377
avg 1980-2018	234	99	109	18	8	762	806	224	0.479	59	44	9	6	392	368
ATL 1979-1980	4	1	2	1	0	15	20	3	0.375	0	1	1	0	7	9

* Franchise located in Atlanta during 1979-80 season. Moved to Calgary for 1980-81 season



EDMONTON OILERS VS CALGARY FLAMES

2017-18 RESULTS & STATISTICS

* Overtime ** Shootout

AT EDMONTON	SCORE	WINNING GOAL	AT CALGARY	SCORE	WINNING GOAL
25 Jan '18	** CGY 3 @ EDM 4	Connor McDavid	31 Mar '18	EDM 2 @ CGY 3	Mikael Backlund
04 Oct '17	CGY 0 @ EDM 3	Connor McDavid	13 Mar '18	EDM 0 @ CGY 1	Johnny Gaudreau
			02 Dec '17	EDM 7 @ CGY 5	Patrick Maroon

OILERS	GP	G	A	P	+/-	PIM	PP	SH	FLAMES	GP	G	A	P	+/-	PIM	PP	SH
Connor McDavid	5	3	2	5	3	10	0	0	Mikael Backlund	5	1	4	5	1	4	0	0
Zack Kassian	5	1	3	4	6	42	0	0	Johnny Gaudreau	5	2	2	4	0	0	0	0
Milan Lucic	5	1	3	4	0	9	0	0	Dougie Hamilton	5	1	3	4	1	6	0	0
Jesse Puljujarvi	4	2	1	3	1	0	0	0	Michael Frolik	4	1	2	3	0	2	0	1
Leon Draisaitl	5	0	3	3	-1	2	0	0	Sam Bennett	5	2	0	2	-3	0	0	0
Brandon Davidson	1	2	0	2	1	0	0	0	Matthew Tkachuk	3	2	0	2	-1	2	0	0
Michael Cammalleri	4	1	1	2	0	4	0	0	Micheal Ferland	5	1	1	2	-2	0	1	0
Patrick Maroon	3	1	1	2	4	2	0	0	TJ Brodie	4	0	2	2	-2	0	0	0
Ryan Strome	5	0	2	2	1	2	0	0	Mark Giordano	5	1	0	1	1	0	0	0
Eric Gryba	2	0	2	2	4	0	0	0	Garnet Hathaway	5	1	0	1	0	6	0	1
Juhar Khaira	5	1	0	1	-3	4	0	0	Troy Brouwer	5	0	1	1	-2	2	0	0
Ryan Nugent-Hopkins	3	1	0	1	0	0	0	0	Michael Stone	5	0	1	1	-2	0	0	0
Anton Slepyshev	3	1	0	1	2	0	0	0	Sean Monahan	4	0	1	1	0	2	0	0
Mark Letestu	2	1	0	1	0	2	0	1	Mark Jankowski	3	0	1	1	0	7	0	0
Drake Caggiula	5	0	1	1	0	9	0	0	Travis Hamonic	4	0	0	0	-2	5	0	0
Darnell Nurse	5	0	1	1	-3	7	0	0	Brett Kulak	4	0	0	0	-2	0	0	0
Kris Russell	5	0	1	1	-1	4	0	0	Matt Stajan	4	0	0	0	-2	4	0	0
Oscar Klefbom	3	0	1	1	6	4	0	0	Curtis Lazar	3	0	0	0	-2	2	0	0
Andrej Sekera	3	0	1	1	0	0	0	0	Matt Bartkowski	2	0	0	0	-1	0	0	0
Matt Benning	4	0	0	0	0	2	0	0	Tanner Glass	2	0	0	0	-2	10	0	0
Yohann Auvin	3	0	0	0	2	0	0	0	Nick Shore	2	0	0	0	0	2	0	0
Adam Larsson	3	0	0	0	2	0	0	0	Rasmus Andersson	1	0	0	0	0	0	0	0
Pontus Aberg	2	0	0	0	-1	0	0	0	Spencer Foo	1	0	0	0	0	0	0	0
Ethan Bear	2	0	0	0	-2	0	0	0	Jaromir Jagr	1	0	0	0	1	0	0	0
Jussi Jokinen	1	0	0	0	0	0	0	0	Ryan Lomberg	1	0	0	0	-1	5	0	0
Ty Rattie	1	0	0	0	-2	0	0	0	Chris Stewart	1	0	0	0	0	0	0	0
Kailer Yamamoto	1	0	0	0	0	0	0	0	Kris Versteeg	1	0	0	0	-2	0	0	0

OILERS GOALTENDERS	GP	MIN	W-L-OT	GA	SA	SV	GAA	SV%
Cam Talbot	4	199	2-2-0	7	103	96	2.11	.932
Laurent Brossoit	1	60	1-0-0	5	34	29	5.00	.853
Al Montoya	1	43	0-0-0	0	13	13	0.00	1.000

FLAMES GOALTENDERS	GP	MIN	W-L-OT	GA	SA	SV	GAA	SV%
Mike Smith	4	219	2-1-0	9	135	126	2.47	.933
David Rittich	2	85	0-1-1	5	43	38	3.53	.884

GOALS BY PERIOD	1	2	3	OT	TOTAL	SHOTS BY PERIOD	1	2	3	OT	TOTAL
Oilers	5	5	5	0	15	Oilers	62	59	55	3	179
Flames	6	1	5	0	12	Flames	57	41	46	6	150

POWERPLAY	PPG	ATT	PCT.	PENALTY KILLING	PK	TSH	PCT.
Oilers	0	15	0.0	Oilers	15	16	93.8
Flames	1	16	6.2	Flames	15	15	100.0

**CAROLINA HURRICANES**

PNC Arena
1400 Edwards Mill Road
Raleigh, NC 27607

2018-19 GAMES VS CAROLINA

AT EDMONTON – January 20

AT CAROLINA – February 15

O: 919-467-7825, F: 919-462-0123

Website: www.nhl.com/hurricanes

Twitter: @NHLCanes

PR Twitter: @CanesPR

Arena Capacity: 18,680

CLUB DIRECTORY

Owner/Governor.....	Tom Dundon
President and General Manager.....	Don Waddell
Senior Vice President of Hockey Operations.....	Rick Dudley
Vice President of Hockey Operations.....	Paul Krepelka
Assistant General Manager / Director of Hockey Operations / Charlotte Checkers Head Coach.....	Mike Vellucci
Assistant General Manager.....	Brian Tatum
Head Coach.....	Rod Brind'Amour
Assistant Coaches.....	Jeff Daniels, Dean Chynoweth
Goaltending Coach.....	Mike Bales
Video Coaches.....	Chris Huffine, L.J. Scarpace

EDMONTON OILERS VS CAROLINA HURRICANES**YEARLY RECORD 1979-80 TO 2017-18**

										AT EDMONTON						AT CAROLINA							
SEASON	GP	W	L	T	OTL	GF	GA	PTS	PCT.	W	L	T	OTL	GF	GA	W	L	T	OTL	GF	GA		
1979-80	4	1	2	1	0	8	13	3	0.375	1	0	1	0	6	3	0	2	0	0	2	10	8	
1980-81	4	2	1	1	0	23	18	5	0.625	1	0	1	0	12	10	1	1	0	0	11	8		
1981-82	3	2	0	1	0	16	10	5	0.833	2	0	0	0	12	6	0	0	1	0	4	4		
1982-83	3	2	0	1	0	17	10	5	0.833	1	0	0	0	4	2	1	0	1	0	13	8		
1983-84	3	2	1	0	0	10	17	4	0.667	2	0	0	0	10	6	0	1	0	0	0	11		
1984-85	3	2	1	0	0	17	13	4	0.667	1	0	0	0	6	3	1	1	0	0	11	10		
1985-86	3	3	0	0	0	16	9	6	1.000	2	0	0	0	12	8	1	0	0	0	4	1		
1986-87	3	2	1	0	0	11	10	4	0.667	1	0	0	0	4	1	1	1	0	0	7	9		
1987-88	3	2	1	0	0	13	7	4	0.667	1	1	0	0	8	6	1	0	0	0	5	1		
1988-89	3	2	1	0	0	14	13	4	0.667	1	0	0	0	7	4	1	1	0	0	7	9		
1989-90	3	0	1	2	0	9	11	2	0.333	0	1	1	0	5	7	0	0	1	0	4	4		
1990-91	3	2	1	0	0	9	10	4	0.667	1	0	0	0	4	3	1	1	0	0	5	7		
1991-92	3	3	0	0	0	10	3	6	1.000	2	0	0	0	7	2	1	0	0	0	3	1		
1992-93	2	1	1	0	0	6	8	2	0.500	1	0	0	0	3	1	0	1	0	0	3	7		
1993-94	2	0	1	1	0	6	9	1	0.250	0	1	0	0	2	5	0	0	1	0	4	4		
1994-95	DID NOT PLAY																						
1995-96	2	0	1	1	0	5	9	1	0.250	0	1	0	0	1	5	0	0	1	0	4	4		
1996-97	2	2	0	0	0	6	3	4	1.000	1	0	0	0	2	1	1	0	0	0	4	2		
1997-98	2	0	2	0	0	5	10	0	0.000	0	1	0	0	4	6	0	1	0	0	1	4		
1998-99	2	0	1	1	0	2	5	1	0.250	0	0	1	0	2	2	0	1	0	0	0	3		
1999-00	2	0	0	2	0	5	5	2	0.500	0	0	1	0	3	3	0	0	1	0	2	2		
2000-01	1	1	0	0	0	3	2	2	1.000	0	0	0	0	0	0	1	0	0	0	3	2		
2001-02	2	0	1	1	0	2	5	1	0.250	0	1	0	0	1	4	0	0	1	0	1	1		
2002-03	1	1	0	0	0	4	1	2	1.000	1	0	0	0	4	1	0	0	0	0	0	0		
2003-04	1	0	1	0	0	2	3	0	0.000	0	1	0	0	2	3	0	0	0	0	0	0		
2004-05	0	0	0	0	0	0	0	0	n/a	0	0	0	0	0	0	0	0	0	0	0	0		
2005-06	0	0	0	0	0	0	0	0	n/a	0	0	0	0	0	0	0	0	0	0	0	0		
2006-07	1	1	0	0	0	3	1	2	1.000	1	0	0	0	3	1	0	0	0	0	0	0		
2007-08	1	0	1	0	0	2	7	0	0.000	0	0	0	0	0	0	0	1	0	0	2	7		
2008-09	1	1	0	0	0	3	1	2	1.000	0	0	0	0	0	0	1	0	0	0	3	1		
2009-10	1	1	0	0	0	4	2	2	1.000	1	0	0	0	4	2	0	0	0	0	0	0		
2010-11	1	0	1	0	0	1	7	0	0.000	0	0	0	0	0	0	0	1	0	0	1	7		
2011-12	1	0	1	0	0	3	5	0	0.000	0	1	0	0	3	5	0	0	0	0	0	0		
2012-13	DID NOT PLAY																						
2013-14	2	2	0	0	0	7	5	4	1.000	1	0	0	0	5	4	1	0	0	0	2	1		
2014-15	2	1	1	0	0	10	10	2	0.500	1	0	0	0	6	3	0	1	0	0	4	7		
2015-16	2	1	0	0	0	2	4	2	0.500	1	0	0	0	1	0	0	1	0	0	1	4		
2016-17	2	1	1	0	0	4	4	2	0.500	1	0	0	0	3	2	0	1	0	0	1	2		
2017-18	2	1	1	0	0	10	8	2	0.500	0	1	0	0	3	5	1	0	0	0	7	3		
1979-2018	76	39	25	12	0	268	258	90	0.592	25	9	5	0	149	114	14	16	7	0	119	144		
CAR 1997-2018	27	11	12	4	0	72	85	26	0.481	7	5	2	0	44	41	4	7	2	0	28	44		
HAR 1979-1997	49	28	13	8	0	196	173	64	0.653	18	4	3	0	105	73	10	9	5	0	91	100		

* Franchise located in Hartford from 1979-80 to 1996-97. Moved to Carolina for 1997-98 season



EDMONTON OILERS VS CAROLINA HURRICANES

2017-18 RESULTS & STATISTICS

* Overtime ** Shootout

AT EDMONTON	SCORE	WINNING GOAL	AT CAROLINA	SCORE	WINNING GOAL
17 Oct '17	CAR 5 @ EDM 3	Jordan Staal	20 Mar '18	EDM 7 @ CAR 3	Pontus Aberg

OILERS	GP	G	A	P	+/-	PIM	PP	SH	HURRICANES	GP	G	A	P	+/-	PIM	PP	SH
Ryan Strome	2	2	2	4	1	0	1	0	Jordan Staal	2	1	4	5	1	0	0	1
Leon Draisaitl	1	1	3	4	4	0	0	0	Teuvo Teravainen	2	3	0	3	1	0	1	0
Pontus Aberg	1	1	2	3	2	0	0	0	Justin Faulk	2	0	3	3	-4	4	0	0
Yohann Auvitu	2	1	1	2	3	0	0	0	Sebastian Aho	2	1	1	2	0	0	1	0
Milan Lucic	2	1	1	2	0	2	0	0	Elias Lindholm	2	1	1	2	-1	0	1	0
Jesse Puljujarvi	1	1	1	2	3	0	0	0	Jacob Slavin	2	1	1	2	1	0	0	0
Connor McDavid	2	0	2	2	-2	0	0	0	Justin Williams	2	0	2	2	-2	0	0	0
Ryan Nugent-Hopkins	2	0	2	2	-1	0	0	0	Brock McGinn	1	1	0	1	-3	0	0	0
Matt Benning	1	1	0	1	1	0	0	0	Haydn Fleury	2	0	0	0	1	2	0	0
Drake Caggiula	1	1	0	1	3	2	0	0	Brett Pesce	2	0	0	0	1	0	0	0
Mark Letestu	1	1	0	1	-1	0	1	0	Victor Rask	2	0	0	0	-1	0	0	0
Kris Russell	2	0	1	1	2	0	0	0	Derek Ryan	2	0	0	0	-1	0	0	0
Jussi Jokinen	1	0	1	1	0	0	0	0	Jeff Skinner	2	0	0	0	-1	0	0	0
Kailer Yamamoto	1	0	1	1	-1	0	0	0	Trevor Carrick	1	0	0	0	0	2	0	0
Adam Larsson	2	0	0	0	0	0	0	0	Klas Dahlbeck	1	0	0	0	-4	2	0	0
Darnell Nurse	2	0	0	0	0	0	0	0	Phillip Di Giuseppe	1	0	0	0	-1	0	0	0
Iiro Pakarinen	2	0	0	0	0	2	0	0	Noah Hanifin	1	0	0	0	-1	0	0	0
Anton Slepyshev	2	0	0	0	0	0	0	0	Josh Jooris	1	0	0	0	0	0	0	0
Ethan Bear	1	0	0	0	2	0	0	0	Marcus Kruger	1	0	0	0	0	2	0	0
Eric Gryba	1	0	0	0	1	0	0	0	Martin Necas	1	0	0	0	0	0	0	0
Zack Kassian	1	0	0	0	0	2	0	0	Joakim Nordstrom	1	0	0	0	0	0	0	0
Juhhar Khaira	1	0	0	0	0	0	0	0	Lee Stempniak	1	0	0	0	-1	0	0	0
Oscar Klefbom	1	0	0	0	-2	0	0	0	Trevor van Riemsdyk	1	0	0	0	0	0	0	0
Brad Malone	1	0	0	0	0	0	0	0	Valentin Zykov	1	0	0	0	-1	0	0	0
Patrick Maroon	1	0	0	0	0	4	0	0									
Ty Rattie	1	0	0	0	0	0	0	0									

OILERS GOALTENDERS	GP	MIN	W-L-OT	GA	SA	SV	GAA	SV%
Cam Talbot	1	60	1-0-0	3	33	30	3.00	.909
Laurent Brossoit	1	58	0-1-0	5	21	16	5.19	.762

HURRICANES GOALTENDERS	GP	MIN	W-L-OT	GA	SA	SV	GAA	SV%
Cam Ward	1	60	1-0-0	3	51	48	3.01	.941
Scott Darling	1	60	0-1-0	7	30	23	7.00	.767

GOALS BY PERIOD	1	2	3	OT	TOTAL	SHOTS BY PERIOD	1	2	3	OT	TOTAL
Oilers	3	4	3	0	10	Oilers	28	31	22	0	81
Hurricanes	5	1	2	0	8	Hurricanes	23	19	13	0	55

POWERPLAY	PPG	ATT	PCT.	PENALTY KILLING	PK	TSH	PCT.
Oilers	2	8	25.0	Oilers	4	7	57.1
Hurricanes	3	7	42.9	Hurricanes	6	8	75.0

**CHICAGO BLACKHAWKS**

United Center
1901 W. Madison St.
Chicago, IL 60612

O: 312-455-7000, F: 312-455-7042

Website: www.nhl.com/blackhawks

Twitter: @NHLBlackhawks

Arena Capacity: 19,717

2018-19 GAMES VS CHICAGO

AT EDMONTON – November 1, February 5

AT CHICAGO – October 28

CLUB DIRECTORY

Chairman.....	W. Rockwell "Rocky" Wirtz
President & CEO.....	John F. McDonough
Executive Vice President.....	Jay Blunk
Senior Vice President/General Manager.....	Stan Bowman
Senior Vice President, Hockey Operations.....	Al MacIsaac
Assistant General Manager.....	Norm Maciver
Senior Advisor, Hockey Operations.....	Scotty Bowman
Head Coach.....	Joel Quenneville
Assistant Coach.....	Kevin Dineen
Assistant Coach.....	Ulf Samuelsson
Assistant Coach.....	Don Granato
Goaltending Coach.....	Jimmy Waite
Video Coach.....	Matt Meacham

EDMONTON OILERS VS CHICAGO BLACKHAWKS**YEARLY RECORD 1979-80 TO 2017-18**

SEASON						AT EDMONTON					AT CHICAGO				
	GP	W	L	T	OTL	GF	GA	PTS	PCT.	W	L	T	OTL	GF	GA
1979-80	4	3	1	0	0	17	12	6	0.750	2	0	0	0	10	6
1980-81	4	3	1	0	0	22	15	6	0.750	2	0	0	0	14	5
1981-82	3	1	1	1	0	16	11	3	0.500	1	0	0	0	8	1
1982-83	3	1	1	1	0	20	16	3	0.500	0	1	1	0	10	12
1983-84	3	2	1	0	0	15	12	4	0.667	1	0	0	0	7	4
1984-85	3	3	0	0	0	17	9	6	1.000	2	0	0	0	10	6
1985-86	3	3	0	0	0	20	15	6	1.000	1	0	0	0	4	3
1986-87	3	1	2	0	0	18	13	2	0.333	1	1	0	0	14	7
1987-88	3	1	2	0	0	12	14	2	0.333	1	0	0	0	4	3
1988-89	3	0	2	1	0	7	13	1	0.167	0	2	0	0	5	11
1989-90	3	1	2	0	0	12	13	2	0.333	1	0	0	0	5	4
1990-91	3	1	2	0	0	8	11	2	0.333	1	1	0	0	5	6
1991-92	3	1	2	0	0	11	10	2	0.333	1	1	0	0	9	6
1992-93	4	1	2	1	0	12	19	3	0.375	0	2	0	0	5	13
1993-94	4	1	3	0	0	6	11	2	0.250	0	2	0	0	2	6
1994-95	4	0	4	0	0	4	21	0	0.000	0	2	0	0	2	12
1995-96	4	0	3	1	0	8	17	1	0.125	0	2	0	0	3	9
1996-97	4	1	2	1	0	11	14	3	0.375	1	0	1	0	8	6
1997-98	4	1	0	3	0	9	8	5	0.625	0	0	2	0	2	2
1998-99	4	1	3	0	0	9	12	2	0.250	0	2	0	0	5	7
1999-00	4	2	2	0	0	13	12	4	0.500	1	1	0	0	6	4
2000-01	4	2	0	2	0	11	9	6	0.750	1	0	1	0	6	5
2001-02	4	2	2	0	0	10	8	4	0.500	2	0	0	0	8	1
2002-03	4	2	1	1	0	11	9	5	0.625	1	1	0	0	3	4
2003-04	4	4	0	0	0	18	10	8	1.000	2	0	0	0	10	4
2004-05	DID NOT PLAY														
2005-06	4	2	2	0	0	13	10	4	0.500	1	1	0	0	8	4
2006-07	4	2	2	0	0	9	8	4	0.500	2	0	0	0	7	2
2007-08	4	3	1	0	0	15	11	6	0.750	2	0	0	0	7	3
2008-09	4	1	3	0	0	8	19	2	0.250	0	2	0	0	3	12
2009-10	4	0	4	0	0	9	18	0	0.000	0	2	0	0	4	9
2010-11	4	2	2	0	0	10	14	4	0.500	0	2	0	0	1	9
2011-12	4	3	1	0	0	24	15	6	0.750	2	0	0	0	17	6
2012-13	3	1	1	0	1	9	12	3	0.500	0	1	0	0	1	4
2013-14	3	0	3	0	0	8	15	0	0.000	0	1	0	0	1	5
2014-15	3	1	1	0	1	7	11	3	0.500	1	1	0	0	6	9
2015-16	3	0	2	0	1	5	12	1	0.167	0	0	0	1	3	4
2016-17	3	2	1	0	0	9	6	4	0.667	1	1	0	0	6	5
2017-18	3	1	1	0	1	6	9	3	0.500	0	0	0	1	3	4
1979-2018	135	56	63	12	4	449	474	128	0.474	31	29	5	2	232	223
										25	34	7	2	217	251



VS CHICAGO BLACKHAWKS

EDMONTON OILERS VS CHICAGO BLACKHAWKS

2017-18 RESULTS & STATISTICS

* Overtime ** Shootout

AT EDMONTON

SCORE

WINNING GOAL

29 Dec '17

* CHI 4 @ EDM 3

Patrick Kane

AT CHICAGO

SCORE

WINNING GOAL

07 Jan '18

EDM 1 @ CHI 4

Alex DeBrincat

19 Oct '17

* EDM 2 @ CHI 1

Mark Letestu

OILERS	GP	G	A	P	+/-	PIM	PP	SH
Ryan Nugent-Hopkins	3	1	2	3	1	4	0	0
Patrick Maroon	3	1	1	2	3	2	0	0
Jesse Puljujarvi	2	1	1	2	0	0	1	0
Oscar Klefbom	3	0	2	2	-1	0	0	0
Connor McDavid	3	0	2	2	-2	0	0	0
Mark Letestu	3	1	0	1	-1	0	1	0
Darnell Nurse	3	1	0	1	0	4	0	0
Leon Draisaitl	2	1	0	1	-1	0	0	0
Zack Kassian	3	0	1	1	0	2	0	0
Michael Cammalleri	2	0	1	1	1	0	0	0
Andrej Sekera	1	0	1	1	-1	0	0	0
Kailer Yamamoto	1	0	1	1	1	0	0	0
Adam Larsson	3	0	0	0	0	2	0	0
Milan Lucic	3	0	0	0	-2	2	0	0
Kris Russell	3	0	0	0	-1	0	0	0
Ryan Strome	3	0	0	0	-1	0	0	0
Yohann Auvitu	2	0	0	0	-1	0	0	0
Matt Benning	2	0	0	0	-1	0	0	0
Juhar Khaira	2	0	0	0	-2	0	0	0
Drake Caggiula	1	0	0	0	0	0	0	0
Brandon Davidson	1	0	0	0	-1	0	0	0
Eric Gryba	1	0	0	0	0	0	0	0
Jussi Jokinen	1	0	0	0	-1	0	0	0
Brad Malone	1	0	0	0	0	0	0	0
Iiro Pakarinen	1	0	0	0	0	2	0	0
Anton Slepyshev	1	0	0	0	-1	0	0	0

BLACKHAWKS	GP	G	A	P	+/-	PIM	PP	SH
Nick Schmaltz	3	1	3	4	2	0	0	0
Patrick Kane	3	2	1	3	3	4	0	0
Duncan Keith	3	0	3	3	2	0	0	0
Alex DeBrincat	3	2	0	2	-1	0	1	0
Jordan Oesterle	3	2	0	2	2	0	1	0
Ryan Hartman	3	1	1	2	1	0	0	0
Vinnie Hinostroza	2	0	2	2	2	0	0	0
Jan Rutta	2	0	2	2	1	0	0	0
Brandon Saad	3	1	0	1	1	2	0	0
Jonathan Toews	3	0	1	1	1	0	0	0
David Kampf	2	0	1	1	0	0	0	0
Lance Bouma	3	0	0	0	1	0	0	0
Richard Panik	3	0	0	0	-1	0	0	0
Brent Seabrook	3	0	0	0	-1	2	0	0
Gustav Forsling	2	0	0	0	0	0	0	0
John Hayden	2	0	0	0	-1	0	0	0
Michal Kempny	2	0	0	0	1	2	0	0
Connor Murphy	2	0	0	0	0	0	0	0
Patrick Sharp	2	0	0	0	0	0	0	0
Tommy Wingels	2	0	0	0	-1	0	0	0
Artem Anisimov	1	0	0	0	1	0	0	0
Cody Franson	1	0	0	0	0	0	0	0
Tanner Kero	1	0	0	0	0	0	0	0

OILERS GOALTENDERS

GP

MIN

W-L-OT

GA

SA

SV

GAA

SV%

Cam Talbot

3

185

1-1-1

9

96

87

2.92

.906

BLACKHAWKS GOALTENDERS

GP

MIN

W-L-OT

GA

SA

SV

GAA

SV%

Anton Forsberg

2

125

1-0-1

3

75

72

1.44

.960

Jeff Glass

1

61

1-0-0

3

45

42

2.96

.933

GOALS BY PERIOD

1

2

3

OT

TOTAL

Oilers

2

1

2

1

6

Blackhawks

4

2

2

1

9

SHOTS BY PERIOD

1

2

3

OT

TOTAL

Oilers

39

37

39

5

120

Blackhawks

33

31

28

4

96

POWERPLAY

PPG

ATT

PCT.

Oilers

2

5

40.0

Blackhawks

2

11

18.2

PENALTY KILLING

PK

TSH

PCT.

Oilers

9

11

81.8

Blackhawks

3

5

60.0

**COLORADO AVALANCHE**

Pepsi Center
1000 Chopper Circle
Denver, CO 80204

O: 303-405-1100, F: 303-893-0614

Website: www.nhl.com/avalanche

Twitter: @Avalanche

PR Twitter: @AvsPR

Arena Capacity: 17,809

2018-19 GAMES VS COLORADO

AT EDMONTON – November 11

AT COLORADO – December 11, April 2

CLUB DIRECTORY

Owner/Chairman, Kroenke Sports & Entertainment, LLC	E. Stanley Kroenke
President/Governor, Avalanche & Vice Chairman, KSE	Josh Kroenke
Executive Vice President/General Manager/Alternate Governor	Joe Sakic
Senior Vice President, Communications & Team Services	Jean Martineau
Assistant General Managers	Craig Billington, Chris MacFarland
Vice President of Hockey Administration	Charlotte Grahame
Head Coach	Jared Bednar
Assistant Coach	Ray Bennett
Assistant Coach	Nolan Pratt
Assistant Coach	Jussi Parkkila
Assistant Coach	Brett Heimlich

EDMONTON OILERS VS COLORADO AVALANCHE**YEARLY RECORD 1979-80 TO 2017-18**

										AT EDMONTON						AT COLORADO						
SEASON	GP	W	L	T	OTL	GF	GA	PTS	PCT.	W	L	T	OTL	GF	GA	W	L	T	OTL	GF	GA	
1979-80	4	2	2	0	0	15	11	4	0.500	1	1	0	0	7	5	1	1	0	0	8	6	
1980-81	4	1	3	0	0	17	20	2	0.250	0	2	0	0	6	11	1	1	0	0	11	9	
1981-82	3	1	2	0	0	23	19	2	0.333	1	0	0	0	11	4	0	2	0	0	12	15	
1982-83	3	1	1	1	0	19	17	3	0.500	1	1	0	0	14	12	0	0	1	0	5	5	
1983-84	3	3	0	0	0	21	10	6	1.000	1	0	0	0	8	1	2	0	0	0	13	9	
1984-85	3	3	0	0	0	19	5	6	1.000	2	0	0	0	15	5	1	0	0	0	4	0	
1985-86	3	2	1	0	0	16	11	4	0.667	1	0	0	0	8	2	1	1	0	0	8	9	
1986-87	3	3	0	0	0	14	6	6	1.000	2	0	0	0	10	5	1	0	0	0	4	1	
1987-88	3	1	1	1	0	8	10	3	0.500	1	0	0	0	4	1	0	1	1	0	4	9	
1988-89	3	3	0	0	0	19	9	6	1.000	2	0	0	0	12	5	1	0	0	0	7	4	
1989-90	3	3	0	0	0	15	5	6	1.000	1	0	0	0	5	1	2	0	0	0	10	4	
1990-91	3	3	0	0	0	16	11	6	1.000	2	0	0	0	9	5	1	0	0	0	7	6	
1991-92	2	2	0	0	0	14	4	4	1.000	1	0	0	0	8	2	1	0	0	0	6	2	
1992-93	2	0	2	0	0	5	9	0	0.000	0	1	0	0	2	3	0	1	0	0	3	6	
1993-94	2	2	0	0	0	11	7	4	1.000	1	0	0	0	6	4	1	0	0	0	5	3	
1994-95	0	0	0	0	0	0	0	0	n/a	0	0	0	0	0	0	0	0	0	0	0	0	
1995-96	5	1	3	1	0	15	25	3	0.300	0	1	1	0	4	7	1	2	0	0	11	18	
1996-97	5	0	4	1	0	11	21	1	0.100	0	2	1	0	9	12	0	2	0	0	2	9	
1997-98	6	1	5	0	0	11	24	2	0.167	0	3	0	0	3	14	1	2	0	0	8	10	
1998-99	6	3	3	0	0	20	20	6	0.500	2	1	0	0	10	6	1	2	0	0	10	14	
1999-00	6	2	3	1	0	14	14	5	0.417	1	2	0	0	7	8	1	1	1	0	7	6	
2000-01	5	1	3	1	0	12	14	3	0.300	1	0	1	0	5	2	0	3	0	0	7	12	
2001-02	5	2	2	1	0	13	12	5	0.500	1	1	1	0	9	9	1	1	0	0	4	3	
2002-03	5	2	2	1	0	11	12	5	0.500	2	0	0	0	5	3	0	2	1	0	6	9	
2003-04	6	2	3	0	1	16	20	5	0.417	1	1	0	1	9	10	1	2	0	0	7	10	
2004-05	DID NOT PLAY																					
2005-06	8	4	4	0	0	25	30	8	0.500	2	2	0	0	11	15	2	2	0	0	14	15	
2006-07	8	4	4	0	0	24	32	8	0.500	1	3	0	0	14	22	3	1	0	0	10	10	
2007-08	8	2	4	0	2	24	32	6	0.375	2	2	0	0	14	14	0	2	0	2	10	18	
2008-09	6	3	1	0	2	19	15	8	0.667	1	0	0	2	7	8	2	1	0	0	12	7	
2009-10	6	3	3	0	0	16	23	6	0.500	2	1	0	0	11	11	1	2	0	0	5	12	
2010-11	6	3	0	0	3	21	15	9	0.750	1	0	0	2	8	9	2	0	0	1	13	6	
2011-12	6	3	2	0	1	15	15	7	0.583	2	1	0	0	8	6	1	1	0	1	7	9	
2012-13	5	4	1	0	0	19	9	8	0.800	2	0	0	0	10	5	2	1	0	0	9	4	
2013-14	3	1	2	0	0	11	10	2	0.333	1	1	0	0	9	6	0	1	0	0	2	4	
2014-15	3	2	0	0	1	9	6	5	0.833	1	0	0	0	4	3	1	0	0	1	5	3	
2015-16	3	0	3	0	0	5	11	0	0.000	0	2	0	0	4	6	0	1	0	0	1	5	
2016-17	3	3	0	0	0	17	8	6	1.000	1	0	0	0	4	1	2	0	0	0	13	7	
2017-18	3	2	0	0	1	10	8	5	0.833	1	0	0	0	4	2	1	0	0	1	6	6	
1979-2018	161	78	64	8	11	570	530	175	0.543	42	28	4	5	294	245	36	36	4	6	276	285	
col. 1995-2018	117	48	52	6	11	338	376	113	0.483	25	23	4	5	169	179	23	29	2	6	169	197	
que. 1979-1995	44	30	12	2	0	232	154	62	0.705	17	5	0	0	125	66	13	7	2	0	107	88	

* Franchise located in Quebec City from 1979-80 to 1994-95. Moved to Denver for 1995-96 season



VS COLORADO AVALANCHE

EDMONTON OILERS VS COLORADO AVALANCHE

2017-18 RESULTS & STATISTICS

* Overtime ** Shootout

AT EDMONTON

SCORE

WINNING GOAL

AT COLORADO

SCORE

WINNING GOAL

22 Feb '18

* COL 2 @ EDM 3

Connor McDavid

18 Feb '18

EDM 4 @ COL 2

Ryan Strome

01 Feb '18

* COL 4 @ EDM 3

J.T. Compher

OILERS	GP	G	A	P	+/-	PIM	PP	SH
Connor McDavid	3	6	1	7	5	0	0	0
Leon Draisaitl	3	1	5	6	3	2	0	0
Matt Benning	3	0	3	3	4	2	0	0
Ryan Strome	3	1	1	2	-1	0	0	0
Michael Cammalleri	3	0	2	2	1	0	0	0
Oscar Klefbom	3	0	2	2	3	0	0	0
Kris Russell	3	0	2	2	-1	0	0	0
Zack Kassian	3	1	0	1	-1	0	0	0
Drake Caggiula	2	1	0	1	1	2	0	0
Mark Letestu	3	0	1	1	-1	0	0	0
Adam Larsson	2	0	1	1	1	2	0	0
Patrick Maroon	2	0	1	1	4	0	0	0
Brandon Davidson	3	0	0	0	1	0	0	0
Juihar Khaira	3	0	0	0	0	0	0	0
Milan Lucic	3	0	0	0	0	0	0	0
Darnell Nurse	3	0	0	0	-1	2	0	0
Jesse Puljujarvi	3	0	0	0	0	0	0	0
Anton Slepyshev	3	0	0	0	-2	0	0	0
Yohann Auvitu	1	0	0	0	0	0	0	0
Iiro Pakarinen	1	0	0	0	0	0	0	0
Andrej Sekera	1	0	0	0	0	0	0	0

AVALANCHE	GP	G	A	P	+/-	PIM	PP	SH
Samuel Girard	3	2	0	2	-4	2	1	0
Tyson Jost	3	1	1	2	4	2	0	0
Alexander Kerfoot	3	1	1	2	0	0	0	0
Colin Wilson	3	1	1	2	0	0	0	0
Gabriel Landeskog	3	0	2	2	-4	0	0	0
Blake Comeau	3	1	0	1	0	2	0	1
J.T. Compher	3	1	0	1	0	2	0	0
Nikita Zadorov	3	1	0	1	-2	0	0	0
Tyson Barrie	3	0	1	1	0	0	0	0
Mikko Rantanen	3	0	1	1	-6	2	0	0
Carl Soderberg	3	0	1	1	-1	0	0	0
Anton Lindholm	2	0	1	1	1	0	0	0
Gabriel Bourque	3	0	0	0	-1	0	0	0
Patrik Nemeth	3	0	0	0	-1	0	0	0
Matt Nieto	3	0	0	0	-1	0	0	0
Erik Johnson	2	0	0	0	0	0	0	0
Nathan MacKinnon	2	0	0	0	-4	0	0	0
Dominic Toninato	2	0	0	0	1	0	0	0
Nail Yakupov	2	0	0	0	0	0	0	0
Duncan Siemens	1	0	0	0	0	0	0	0
David Warsofsky	1	0	0	0	1	0	0	0

OILERS GOALTENDERS

GP

MIN

W-L-OT

GA

SA

SV

GAA

SV%

Cam Talbot

2

122

2-0-0

4

56

52

1.96

.929

Al Montoya

1

62

0-0-1

4

31

27

3.90

.871

AVALANCHE GOALTENDERS

GP

MIN

W-L-OT

GA

SA

SV

GAA

SV%

Jonathan Bernier

1

62

1-0-0

3

32

29

2.89

.906

Semyon Varlamov

2

121

0-1-1

6

85

79

2.98

.929

GOALS BY PERIOD

1

2

3

OT

TOTAL

Oilers

0

4

5

1

10

Avalanche

1

5

1

1

8

SHOTS BY PERIOD

1

2

3

OT

TOTAL

Oilers

44

33

38

3

118

Avalanche

27

38

18

4

87

POWERPLAY

PPG

ATT

PCT.

Oilers

0

6

0.0

Avalanche

1

5

20.0

PENALTY KILLING

PK

TSH

PCT.

Oilers

4

5

80.0

Avalanche

6

6

100.0



VS COLUMBUS BLUE JACKETS

EDMONTON OILERS VS COLUMBUS BLUE JACKETS

2017-18 RESULTS & STATISTICS

* Overtime ** Shootout

AT EDMONTON

27 Mar '18

SCORE

CBJ 7 @ EDM 3

WINNING GOAL

Boone Jenner

AT COLUMBUS

12 Dec '17

SCORE

EDM 7 @ CBJ 2

WINNING GOAL

Matt Benning

OILERS	GP	G	A	P	+/-	PIM	PP	SH
Connor McDavid	2	2	5	7	1	0	0	1
Ryan Nugent-Hopkins	2	2	1	3	-3	2	1	0
Matt Benning	2	1	2	3	0	0	0	0
Jesse Puljujarvi	2	1	1	2	3	0	0	0
Mark Letestu	1	1	1	2	2	0	0	1
Leon Draisaitl	2	0	2	2	-2	0	0	0
Darnell Nurse	2	0	2	2	-1	2	0	0
Zack Kassian	2	1	0	1	1	5	0	0
Milan Lucic	2	1	0	1	2	2	1	0
Drake Caggiula	1	1	0	1	-4	2	1	0
Anton Slepyshev	2	0	1	1	2	0	0	0
Michael Cammalleri	1	0	1	1	-2	0	0	0
Jujhar Khaira	2	0	0	0	0	7	0	0
Kris Russell	2	0	0	0	-3	0	0	0
Ryan Strome	2	0	0	0	-1	0	0	0
Pontus Aberg	1	0	0	0	-2	0	0	0
Yohann Auivitu	1	0	0	0	2	0	0	0
Ethan Bear	1	0	0	0	-3	0	0	0
Brandon Davidson	1	0	0	0	2	0	0	0
Oscar Klefbom	1	0	0	0	1	0	0	0
Adam Larsson	1	0	0	0	0	0	0	0
Patrick Maroon	1	0	0	0	-2	0	0	0
Ty Rattie	1	0	0	0	-3	0	0	0
Andrej Sekera	1	0	0	0	-2	0	0	0

BLUE JACKETS	GP	G	A	P	+/-	PIM	PP	SH
Thomas Vanek	1	3	1	4	3	0	0	0
Boone Jenner	2	1	2	3	2	2	0	0
Oliver Bjorkstrand	2	1	1	2	2	0	0	0
Markus Nutivaara	2	1	1	2	4	0	0	0
Artemi Panarin	2	1	1	2	0	0	0	0
Pierre-Luc Dubois	2	0	2	2	0	0	0	0
Alexander Wennberg	2	0	2	2	5	0	0	0
Cam Atkinson	2	1	0	1	0	0	0	0
Jack Johnson	1	1	0	1	-1	0	0	0
Matt Calvert	2	0	1	1	-1	0	0	0
David Savard	2	0	1	1	1	2	0	0
Zach Werenski	2	0	1	1	-2	0	0	0
Ian Cole	1	0	1	1	2	2	0	0
Scott Harrington	1	0	1	1	1	2	0	0
Ryan Murray	1	0	1	1	1	0	0	0
Brandon Dubinsky	2	0	0	0	1	5	0	0
Seth Jones	2	0	0	0	-1	0	0	0
Josh Anderson	1	0	0	0	-2	0	0	0
Nick Foligno	1	0	0	0	0	7	0	0
Markus Hannikainen	1	0	0	0	0	0	0	0
Mark Letestu	1	0	0	0	0	0	0	0
Sonny Milano	1	0	0	0	-1	4	0	0
Tyler Motte	1	0	0	0	-2	0	0	0
Lukas Sedlak	1	0	0	0	-2	0	0	0

OILERS GOALTENDERS

	GP	MIN	W-L-OT	GA	SA	SV	GAA	SV%
Laurent Brossoit	2	93	1-0-0	4	38	34	2.59	.895
Cam Talbot	1	26	0-1-0	5	18	13	11.36	.722

BLUE JACKETS GOALTENDERS

	GP	MIN	W-L-OT	GA	SA	SV	GAA	SV%
Sergei Bobrovsky	2	100	1-1-0	8	51	43	4.80	.843
Joonas Korpiisalo	1	20	0-0-0	2	12	10	6.00	.833

GOALS BY PERIOD

	1	2	3	OT	TOTAL
Oilers	4	4	2	0	10
Blue Jackets	3	3	3	0	9

SHOTS BY PERIOD

	1	2	3	OT	TOTAL
Oilers	19	23	21	0	63
Blue Jackets	23	15	18	0	56

POWERPLAY

	PPG	ATT	PCT.
Oilers	3	7	42.9
Blue Jackets	0	5	0.0

PENALTY KILLING

	PK	TSH	PCT.
Oilers	5	5	100.0
Blue Jackets	4	7	57.1

**DALLAS STARS**

American Airlines Center
2500 Victory Ave.
Dallas, TX 75219

O: 214-222-3687

Arena Capacity: 18,532

2018-19 GAMES VS DALLAS**AT EDMONTON** – November 27, March 28**AT DALLAS** – December 3**CLUB DIRECTORY**

Owner and Governor.....	Tom Gaglardi
CEO and Alternate Governor.....	Jim Lites
General Manager.....	Jim Nill
Senior Advisor to the General Manager.....	Les Jackson
Assistant General Manager/Texas Stars General Manager.....	Scott White
Assistant General Manager.....	Mark Janko
President.....	Brad Alberts
Head Coach.....	Jim Montgomery
Assistant Coaches.....	Stu Barnes, Rick Bowness, Todd Nelson
Goaltending Coach.....	Jeff Reese
Goaltending Development Coach.....	Jim Bedard
Organizational Coach.....	Vernon Fiddler
Video Coach.....	Kelly Forbes
Assistant Video Coach.....	Sean Andrake

EDMONTON OILERS VS DALLAS STARS**YEARLY RECORD 1979-80 TO 2017-18**

SEASON										AT EDMONTON								AT DALLAS			
	GP	W	L	T	OTL	GF	GA	PTS	PCT.	W	L	T	OTL	GF	GA	W	L	T	OTL	GF	GA
1979-80	4	1	1	2	0	12	15	4	0.500	0	0	2	0	6	6	1	1	0	0	6	9
1980-81	4	1	2	1	0	9	14	3	0.375	0	1	1	0	3	5	1	1	0	0	6	9
1981-82	3	2	0	1	0	18	12	5	0.833	2	0	0	0	16	10	0	0	1	0	2	2
1982-83	3	2	1	0	0	22	11	4	0.667	1	0	0	0	8	2	1	1	0	0	14	9
1983-84	3	2	0	1	0	18	13	5	0.833	2	0	0	0	16	11	0	0	1	0	2	2
1984-85	3	3	0	0	0	18	11	6	1.000	1	0	0	0	6	3	2	0	0	0	12	8
1985-86	3	2	1	0	0	13	12	4	0.667	2	0	0	0	13	8	0	1	0	0	0	4
1986-87	3	2	0	1	0	11	9	5	0.833	0	0	1	0	2	2	2	0	0	0	9	7
1987-88	3	2	0	1	0	21	12	5	0.833	2	0	0	0	16	7	0	0	1	0	5	5
1988-89	3	1	0	2	0	9	8	4	0.667	0	0	1	0	3	3	1	0	1	0	6	5
1989-90	3	3	0	0	0	14	3	6	1.000	2	0	0	0	9	3	1	0	0	0	5	0
1990-91	3	0	2	1	0	3	11	1	0.167	0	0	1	0	1	1	0	2	0	0	2	10
1991-92	3	3	0	0	0	17	11	6	1.000	1	0	0	0	5	3	2	0	0	0	12	8
1992-93	4	3	0	1	0	15	8	7	0.875	2	0	0	0	10	4	1	0	1	0	5	4
1993-94	4	0	4	0	0	13	20	0	0.000	0	2	0	0	8	11	0	2	0	0	5	9
1994-95	4	1	2	1	0	10	12	3	0.375	1	1	0	0	5	6	0	1	1	0	5	6
1995-96	4	1	3	0	0	10	18	2	0.250	0	2	0	0	5	9	1	1	0	0	5	9
1996-97	4	0	4	0	0	6	18	0	0.000	0	2	0	0	4	10	0	2	0	0	2	8
1997-98	4	1	3	0	0	8	10	2	0.250	1	1	0	0	5	3	0	2	0	0	3	7
1998-99	4	0	3	1	0	9	19	1	0.125	0	1	1	0	4	8	0	2	0	0	5	11
1999-00	4	0	3	1	0	6	9	1	0.125	0	1	1	0	4	5	0	2	0	0	2	4
2000-01	4	1	3	0	0	11	15	2	0.250	1	1	0	0	7	7	0	2	0	0	4	8
2001-02	4	1	2	1	0	8	13	3	0.375	1	1	0	0	7	7	0	1	1	0	1	6
2002-03	4	1	2	0	1	8	14	3	0.375	1	0	0	1	7	7	0	2	0	0	1	7
2003-04	4	2	0	0	2	13	10	6	0.750	1	0	0	1	6	4	1	0	0	1	7	6
2004-05	DID NOT PLAY																				
2005-06	4	1	2	0	1	10	14	3	0.375	0	1	0	1	5	7	1	1	0	0	5	7
2006-07	4	1	2	0	1	11	12	3	0.375	0	1	0	1	7	9	1	1	0	0	4	3
2007-08	4	0	2	0	2	8	16	2	0.250	0	1	0	1	2	6	0	1	0	1	6	10
2008-09	4	2	2	0	0	14	11	4	0.500	2	0	0	0	9	3	0	2	0	0	5	8
2009-10	4	2	2	0	0	14	16	4	0.500	1	1	0	0	8	8	1	1	0	0	6	8
2010-11	4	1	3	0	0	9	11	2	0.250	1	1	0	0	6	5	0	2	0	0	3	6
2011-12	4	0	4	0	0	4	14	0	0.000	0	2	0	0	2	6	0	2	0	0	2	8
2012-13	3	1	1	0	1	8	8	3	0.500	0	1	0	1	3	7	1	0	0	0	5	1
2013-14	3	1	2	0	0	5	10	2	0.333	0	1	0	0	0	3	1	1	0	0	5	7
2014-15	3	1	1	0	1	11	9	3	0.500	1	0	0	1	9	6	0	1	0	0	2	3
2015-16	3	1	2	0	0	6	8	2	0.333	1	0	0	0	2	1	0	2	0	0	4	7
2016-17	3	2	1	0	0	14	6	4	0.667	1	1	0	0	9	4	1	0	0	0	5	2
2017-18	3	1	2	0	0	9	15	2	0.333	1	0	0	0	5	4	0	2	0	0	4	11
1979-2018	135	49	62	15	9	425	458	122	0.452	29	23	8	7	243	214	20	39	7	2	182	244
1993-2018	90	22	55	4	9	225	308	57	0.317	14	22	2	7	129	146	8	33	2	2	96	162
1979-1993	45	27	7	11	0	200	150	65	0.722	15	1	6	0	114	68	12	6	5	0	86	82

** Franchise located in Minneapolis from 1979-80 to 1992-93. Moved to Dallas for 1993-94 season.



VS DALLAS STARS

EDMONTON OILERS VS DALLAS STARS

2017-18 RESULTS & STATISTICS

* Overtime ** Shootout

AT EDMONTON

26 Oct '17

SCORE

DAL 4 @ EDM 5

WINNING GOAL

Matt Benning

AT DALLAS

06 Jan '18

18 Nov '17

SCORE

EDM 1 @ DAL 5

EDM 3 @ DAL 6

WINNING GOAL

Jamie Benn

Radek Faksa

OILERS	GP	G	A	P	+/-	PIM	PP	SH
Connor McDavid	3	2	3	5	0	6	1	0
Leon Draisaitl	3	1	3	4	0	8	1	0
Ryan Nugent-Hopkins	3	2	1	3	-2	0	0	0
Milan Lucic	3	0	3	3	1	9	0	0
Darnell Nurse	3	0	3	3	1	4	0	0
Drake Caggiula	3	2	0	2	-4	2	0	1
Matt Benning	3	1	0	1	-2	12	0	0
Patrick Maroon	2	1	0	1	-2	5	0	0
Mark Letestu	3	0	1	1	-1	2	0	0
Kris Russell	3	0	1	1	-2	0	0	0
Ryan Strome	3	0	1	1	2	2	0	0
Zack Kassian	3	0	0	0	-1	0	0	0
Juhar Khaira	3	0	0	0	1	0	0	0
Oscar Klefbom	3	0	0	0	-4	0	0	0
Adam Larsson	3	0	0	0	0	0	0	0
Michael Cammalleri	2	0	0	0	-3	0	0	0
Eric Gryba	2	0	0	0	0	7	0	0
Jesse Puljujarvi	2	0	0	0	-1	0	0	0
Anton Slepyshev	2	0	0	0	-2	0	0	0
Jussi Jokinen	1	0	0	0	0	0	0	0
Andrej Sekera	1	0	0	0	-1	2	0	0

STARS	GP	G	A	P	+/-	PIM	PP	SH
Alexander Radulov	3	3	5	8	5	2	1	0
Jamie Benn	3	4	1	5	4	2	1	0
John Klingberg	3	1	4	5	5	2	0	0
Tyler Seguin	3	1	4	5	5	2	0	0
Antoine Roussel	3	1	2	3	2	17	0	0
Mattias Janmark	3	1	1	2	-3	0	0	0
Esa Lindell	3	1	1	2	3	0	1	0
Devin Shore	3	1	1	2	0	0	0	0
Jason Spezza	3	1	1	2	-1	0	1	0
Dan Hamhuis	3	0	2	2	-2	2	0	0
Radek Faksa	3	1	0	1	1	2	0	0
Tyler Pitlick	3	0	1	1	0	2	0	0
Jamie Oleksiak	2	0	1	1	1	5	0	0
Remi Elie	3	0	0	0	1	0	0	0
Martin Hanzal	3	0	0	0	-3	4	0	0
Greg Pateryn	3	0	0	0	0	7	0	0
Brett Ritchie	3	0	0	0	-1	0	0	0
Stephen Johns	2	0	0	0	2	0	0	0
Julius Honka	1	0	0	0	1	0	0	0
Marc Methot	1	0	0	0	-1	2	0	0

OILERS GOALTENDERS

	GP	MIN	W-L-OT	GA	SA	SV	GAA	SV%
Cam Talbot	3	145	1-2-0	14	72	58	5.80	.806
Al Montoya	1	35	0-0-0	1	14	13	1.70	.929

STARS GOALTENDERS

	GP	MIN	W-L-OT	GA	SA	SV	GAA	SV%
Ben Bishop	3	158	2-1-0	6	91	85	2.28	.934
Kari Lehtonen	1	21	0-0-0	3	12	9	8.70	.750

GOALS BY PERIOD

	1	2	3	OT	TOTAL
Oilers	4	2	3	0	9
Stars	6	5	4	0	15

SHOTS BY PERIOD

	1	2	3	OT	TOTAL
Oilers	38	34	31	0	103
Stars	33	29	24	0	86

POWERPLAY

	PPG	ATT	PCT.
Oilers	2	9	22.2
Stars	4	13	30.8

PENALTY KILLING

	PK	TSH	PCT.
Oilers	9	13	69.2
Stars	7	9	77.8

**DETROIT RED WINGS**

Little Caesars Arena / BELFOR Training Center
2645 Woodward Ave.
Detroit, MI 48201

Arena Capacity: 19,515

2018-19 GAMES VS DETROIT

AT EDMONTON – January 22

AT DETROIT – November 3

CLUB DIRECTORY

Owner/Governor.....	Mike Ilitch (1929-2017)
Owner/Secretary-Treasurer.....	Marian Ilitch
Governor.....	Christopher Ilitch
Senior Vice President/Alternate Governor.....	Jim Devellano
Executive Vice President/General Manager.....	Ken Holland
Assistant General Manager.....	Ryan Martin
Assistant to the General Manager.....	Kris Draper
Group President, Sports and Entertainment.....	Chris Granger
Alternate Governor, Red Wings.....	Tom Wilson
Head Coach.....	Jeff Blashill
Assistant Coach.....	Dan Bylsma, Doug Houda, Pat Ferschweiler
Assistant Coach, Video.....	Adam Nightingale
Goaltending Coach.....	Jeff Salajko
Assistant Video Coach.....	Jeff Weintraub

EDMONTON OILERS VS DETROIT RED WINGS**YEARLY RECORD 1979-80 TO 2017-18**

SEASON											AT EDMONTON						AT DETROIT					
	GP	W	L	T	OTL	GF	GA	PTS	PCT.		W	L	T	OTL	GF	GA	W	L	T	OTL	GF	GA
1979-80	4	1	2	1	0	15	16	3	0.375		0	1	1	0	7	9	1	1	0	0	8	7
1980-81	4	2	1	1	0	16	12	5	0.625		1	0	1	0	9	6	1	1	0	0	7	6
1981-82	3	2	0	1	0	19	11	5	0.833		1	0	0	0	8	4	1	0	1	0	11	7
1982-83	3	2	1	0	0	19	16	4	0.667		1	1	0	0	12	11	1	0	0	0	7	5
1983-84	3	3	0	0	0	22	9	6	1.000		1	0	0	0	8	3	2	0	0	0	14	6
1984-85	3	3	0	0	0	19	14	6	1.000		2	0	0	0	13	9	1	0	0	0	6	5
1985-86	3	3	0	0	0	22	7	6	1.000		1	0	0	0	12	3	2	0	0	0	10	4
1986-87	3	3	0	0	0	15	9	6	1.000		2	0	0	0	10	6	1	0	0	0	5	3
1987-88	3	1	2	0	0	11	15	2	0.333		0	1	0	0	1	4	1	1	0	0	10	11
1988-89	3	1	2	0	0	16	18	2	0.333		1	1	0	0	14	13	0	1	0	0	2	5
1989-90	3	1	2	0	0	15	15	2	0.333		0	1	0	0	4	6	1	1	0	0	11	9
1990-91	3	1	1	1	0	11	12	3	0.500		1	0	1	0	8	7	0	1	0	0	3	5
1991-92	3	0	2	1	0	7	12	1	0.167		0	1	0	0	1	4	0	1	1	0	6	8
1992-93	3	0	2	1	0	7	12	1	0.167		0	1	1	0	5	8	0	1	0	0	2	4
1993-94	4	3	1	0	0	13	12	6	0.750		2	0	0	0	8	5	1	1	0	0	5	7
1994-95	4	1	3	0	0	10	15	2	0.250		1	1	0	0	6	6	0	2	0	0	4	9
1995-96	4	0	4	0	0	7	21	0	0.000		0	2	0	0	5	8	0	2	0	0	2	13
1996-97	4	0	2	2	0	5	11	2	0.250		0	1	1	0	5	9	0	1	1	0	0	2
1997-98	4	2	2	0	0	11	15	4	0.500		1	1	0	0	5	9	1	1	0	0	6	6
1998-99	4	1	3	0	0	10	14	2	0.250		1	1	0	0	6	7	0	2	0	0	4	7
1999-00	4	1	2	1	0	8	13	3	0.375		1	0	1	0	5	4	0	2	0	0	3	9
2000-01	4	3	0	0	1	11	9	7	0.875		2	0	0	0	4	2	1	0	0	1	7	7
2001-02	4	0	2	1	1	6	11	2	0.250		0	1	1	0	2	3	0	1	0	1	4	8
2002-03	4	2	1	1	0	12	14	5	0.625		1	0	1	0	5	4	1	1	0	0	7	10
2003-04	4	0	2	2	0	7	14	2	0.250		0	0	2	0	5	5	0	2	0	0	2	9
2004-05										DID NOT PLAY												
2005-06	4	2	1	0	1	13	14	5	0.625		1	0	0	1	9	9	1	1	0	0	4	5
2006-07	4	3	1	0	0	11	10	6	0.750		2	0	0	0	7	4	1	1	0	0	4	6
2007-08	4	2	2	0	0	11	12	4	0.500		1	1	0	0	5	5	1	1	0	0	6	7
2008-09	4	0	4	0	0	8	19	0	0.000		0	2	0	0	5	7	0	2	0	0	3	12
2009-10	4	3	1	0	0	17	13	6	0.750		2	0	0	0	9	7	1	1	0	0	8	6
2010-11	4	0	3	0	1	7	16	1	0.125		0	2	0	0	4	8	0	1	0	1	3	8
2011-12	4	1	3	0	0	9	14	2	0.250		1	1	0	0	7	7	0	2	0	0	2	7
2012-13	3	0	2	0	1	3	8	1	0.167		0	0	0	1	2	3	0	2	0	0	1	5
2013-14	2	0	1	0	1	1	7	1	0.250		0	1	0	0	0	5	0	0	0	1	1	2
2014-15	2	0	2	0	0	4	9	0	0.000		0	1	0	0	2	4	0	1	0	0	2	5
2015-16	2	1	0	0	1	6	5	3	0.750		1	0	0	0	3	1	0	0	0	1	3	4
2016-17	2	2	0	0	0	6	4	4	1.000		1	0	0	0	4	3	1	0	0	0	2	1
2017-18	2	1	1	0	0	6	6	2	0.500		0	1	0	0	0	4	1	0	0	0	6	2
1979-2018	129	51	58	13	7	416	464	122	0.473		29	23	10	2	225	222	22	35	3	5	191	242



EDMONTON OILERS VS DETROIT RED WINGS

2017-18 RESULTS & STATISTICS

* Overtime ** Shootout

AT EDMONTON	SCORE	WINNING GOAL	AT DETROIT	SCORE	WINNING GOAL
05 Nov '17	DET 4 @ EDM 0	Frans Nielsen	22 Nov '17	EDM 6 @ DET 2	Jujhar Khaira

OILERS	GP	G	A	P	+/-	PIM	PP	SH	RED WINGS	GP	G	A	P	+/-	PIM	PP	SH
Connor McDavid	2	0	2	2	1	0	0	0	Justin Abdelkader	2	0	3	3	2	2	0	0
Ryan Strome	2	0	2	2	0	0	0	0	Anthony Mantha	2	1	1	2	0	0	1	0
Yohann Auvitu	1	0	2	2	3	0	0	0	Gustav Nyquist	2	1	1	2	1	0	0	0
Drake Caggiula	2	1	0	1	0	0	0	0	Martin Frk	1	1	1	2	1	0	0	0
Mark Letestu	2	1	0	1	1	0	0	0	Henrik Zetterberg	2	0	2	2	1	0	0	0
Patrick Maroon	2	1	0	1	0	2	0	0	Niklas Kronwall	2	1	0	1	0	0	0	0
Darnell Nurse	2	1	0	1	0	0	0	0	Frans Nielsen	2	1	0	1	0	0	0	0
Jujhar Khaira	1	1	0	1	2	2	0	0	Tomas Tatar	2	1	0	1	-3	0	1	0
Jesse Puljujarvi	1	1	0	1	2	0	0	0	Mike Green	2	0	1	1	-1	0	0	0
Leon Draisaitl	2	0	1	1	-1	0	0	0	Darren Helm	2	0	1	1	0	0	0	0
Zack Kassian	2	0	1	1	0	2	0	0	Nick Jensen	2	0	1	1	-1	2	0	0
Milan Lucic	2	0	1	1	2	0	0	0	Andreas Athanasiou	2	0	0	0	-3	0	0	0
Kris Russell	2	0	1	1	-1	0	0	0	Trevor Daley	2	0	0	0	0	0	0	0
Michael Cammalleri	1	0	1	1	0	0	0	0	Jonathan Ericsson	2	0	0	0	-2	2	0	0
Matt Benning	2	0	0	0	4	0	0	0	Luke Glendening	2	0	0	0	-1	0	0	0
Oscar Klefbom	2	0	0	0	0	0	0	0	Dylan Larkin	2	0	0	0	-3	0	0	0
Adam Larsson	2	0	0	0	0	0	0	0	Xavier Ouellet	2	0	0	0	0	0	0	0
Ryan Nugent-Hopkins	2	0	0	0	0	0	0	0	Scott Wilson	2	0	0	0	0	0	0	0
Eric Gryba	1	0	0	0	-2	0	0	0	Danny DeKeyser	1	0	0	0	-1	0	0	0
Jussi Jokinen	1	0	0	0	-1	0	0	0									
Iiro Pakarinen	1	0	0	0	0	0	0	0									
Kailer Yamamoto	1	0	0	0	0	0	0	0									

OILERS GOALTENDERS	GP	MIN	W-L-OT	GA	SA	SV	GAA	SV%
Cam Talbot	2	120	1-1-0	6	57	51	3.00	.895

RED WINGS GOALTENDERS	GP	MIN	W-L-OT	GA	SA	SV	GAA	SV%
Petr Mrazek	2	86	1-0-0	2	45	43	1.40	.956
Jimmy Howard	1	34	0-1-0	4	19	15	6.98	.789

GOALS BY PERIOD	1	2	3	OT	TOTAL	SHOTS BY PERIOD	1	2	3	OT	TOTAL
Oilers	2	3	1	0	6	Oilers	17	26	21	0	64
Red Wings	4	1	1	0	6	Red Wings	20	13	24	0	57

POWERPLAY	PPG	ATT	PCT.	PENALTY KILLING	PK	TSH	PCT.
Oilers	0	3	0.0	Oilers	2	4	50.0
Red Wings	2	4	50.0	Red Wings	3	3	100.0



FLORIDA PANTHERS

BB&T Center
1 Panther Parkway
Sunrise, FL 33323

O: 954-835-7000, F: 954-835-7700

Website: www.nhl.com/panthers

Twitter: @FlaPanthers

PR Twitter: @FlaPanthersPR

Arena Capacity: 19,512

2018-19 GAMES VS FLORIDA

AT EDMONTON – January 10

AT FLORIDA – November 8

CLUB DIRECTORY

Chairman, Owner & Governor	Vincent J. Viola
Vice Chairman, Partner & Alternate Governor	Douglas A. Cifu
Alternate Governor	Peter Luukko
Chairman & Alternate Governor	General (RET.) Ray Odierno
Chief Executive Officer & President	Matthew Caldwell
President of Hockey Operations/General Manager	Dale Tallon
Special Advisor to the President of Hockey Operations	Chris Pronger
Assistant General Manager/GM, Springfield (AHL)	Eric Joyce
Senior Vice President	Shawn Thornton
Head Coach	Bob Boughner
Associate Coach	Jack Capuano
Assistant Coach	Paul McFarland
Assistant Coach, Video	Ben Cooper
Goaltending Coach	Robb Tallas

EDMONTON OILERS VS FLORIDA PANTHERS

YEARLY RECORD 2000-01 TO 2017-18

SEASON											AT EDMONTON					AT FLORIDA				
	GP	W	L	T	OTL	GF	GA	PTS	PCT.		W	L	T	OTL		W	L	T	OTL	
1993-94	2	0	1	1	0	7	9	1	0.250		0	1	0	0		0	1	0	0	
1994-95										DID NOT PLAY										
1995-96	2	0	2	0	0	3	5	0	0.000		1	0	0	0		2	3	0	1	0
1996-97	2	1	1	0	0	7	6	2	0.500		1	0	0	0		4	0	0	1	0
1997-98	2	2	0	0	0	7	2	4	1.000		1	0	0	0		3	2	1	0	0
1998-99	1	0	1	0	0	1	3	0	0.000		0	0	0	0		0	0	0	1	0
1999-00	2	0	1	1	0	3	4	1	0.250		0	0	1	0		2	2	0	1	0
2000-01	1	0	0	1	0	2	2	1	0.500		0	0	0	0		0	0	0	1	0
2001-02	2	1	1	0	0	10	7	2	0.500		1	0	0	0		6	2	0	1	0
2002-03	1	1	0	0	0	4	0	2	1.000		0	0	0	0		0	0	1	0	0
2003-04	1	1	0	0	0	4	2	2	1.000		1	0	0	0		4	2	0	0	0
2004-05										DID NOT PLAY										
2005-06										DID NOT PLAY										
2006-07	1	1	0	0	0	4	1	2	1.000		1	0	0	0		4	1	0	0	0
2007-08	1	1	0	0	0	4	3	2	1.000		0	0	0	0		0	0	1	0	0
2008-09	1	0	1	0	0	0	2	0	0.000		0	1	0	0		0	2	0	0	0
2009-10	1	1	0	0	0	3	2	2	1.000		0	0	0	0		0	0	1	0	0
2010-11	1	1	0	0	0	3	2	2	1.000		1	0	0	0		3	2	0	0	0
2011-12	1	1	0	0	0	2	1	2	1.000		0	0	0	0		0	0	1	0	0
2012-13										DID NOT PLAY										
2013-14	2	2	0	0	0	8	4	4	1.000		1	0	0	0		4	1	1	0	0
2014-15	2	1	1	0	0	5	6	2	0.500		0	1	0	0		2	4	1	0	0
2015-16	2	1	1	0	0	5	4	2	0.500		0	1	0	0		1	2	1	0	0
2016-17	2	2	0	0	0	8	6	4	1.000		1	0	0	0		4	3	1	0	0
2017-18	2	1	1	0	0	9	9	2	0.500		0	1	0	0		5	7	1	0	0
1993-2018	32	18	11	3	0	99	80	39	0.609		8	6	1	0		47	38	10	5	2



VS FLORIDA PANTHERS

EDMONTON OILERS VS FLORIDA PANTHERS

2017-18 RESULTS & STATISTICS

* Overtime ** Shootout

AT EDMONTON

12 Feb '18

SCORE

FLA 7 @ EDM 5

WINNING GOAL

Evgenii Dadonov

AT FLORIDA

17 Mar '18

SCORE

EDM 4 @ FLA 2

WINNING GOAL

Adam Larsson

OILERS	GP	G	A	P	+/-	PIM	PP	SH
Connor McDavid	2	2	3	5	3	0	0	0
Leon Draisaitl	2	1	1	2	0	2	0	1
Patrick Maroon	1	1	1	2	1	0	0	0
Ryan Nugent-Hopkins	1	1	1	2	3	0	0	1
Ty Rattie	1	1	1	2	3	2	0	0
Drake Caggiula	2	1	0	1	-1	0	0	0
Anton Slepyshhev	2	1	0	1	-1	2	0	0
Adam Larsson	1	1	0	1	3	0	0	0
Juhhar Khaira	2	0	1	1	0	5	0	0
Darnell Nurse	2	0	1	1	2	0	0	0
Yohann Auvin	1	0	1	1	0	0	0	0
Mark Letestu	1	0	1	1	1	0	0	0
Kris Russell	1	0	1	1	1	2	0	0
Matt Benning	2	0	0	0	1	0	0	0
Zack Kassian	2	0	0	0	1	0	0	0
Oscar Klefbom	2	0	0	0	0	4	0	0
Milan Lucic	2	0	0	0	-2	4	0	0
Jesse Puljujarvi	2	0	0	0	0	2	0	0
Ryan Strome	2	0	0	0	1	0	0	0
Ethan Bear	1	0	0	0	-2	0	0	0
Michael Cammalleri	1	0	0	0	-1	0	0	0
Brandon Davidson	1	0	0	0	0	2	0	0
Iiro Pakarinen	1	0	0	0	0	0	0	0
Andrej Sekera	1	0	0	0	1	0	0	0

PANTHERS	GP	G	A	P	+/-	PIM	PP	SH
Vincent Trocheck	2	4	0	4	1	2	2	0
Aaron Ekblad	2	1	2	3	0	0	1	0
Evgenii Dadonov	2	2	0	2	-1	0	0	0
Denis Malgin	2	1	1	2	1	0	0	0
Jonathan Huberdeau	2	0	2	2	0	0	0	0
Mike Matheson	2	0	2	2	0	0	0	0
Keith Yandle	2	0	2	2	-3	0	0	0
Frank Vatrano	1	1	0	1	-1	0	0	0
Aleksander Barkov	2	0	1	1	-4	0	0	0
Nick Bjergstad	2	0	1	1	-2	0	0	0
Derek MacKenzie	2	0	1	1	-1	0	0	0
Mark Pysyk	2	0	1	1	-2	0	0	0
Micheal Haley	2	0	0	0	0	7	0	0
Jared McCann	2	0	0	0	-1	0	0	0
Jamie McGinn	2	0	0	0	1	0	0	0
Colton Sceviour	2	0	0	0	-3	0	0	0
MacKenzie Weegar	2	0	0	0	0	0	0	0
Maxim Mamin	1	0	0	0	0	0	0	0
Ian McCoshen	1	0	0	0	0	0	0	0
Alexander Petrovic	1	0	0	0	0	0	0	0

OILERS GOALTENDERS

	GP	MIN	W-L-OT	GA	SA	SV	GAA	SV%
Cam Talbot	2	120	1-1-0	8	81	73	4.02	.901

PANTHERS GOALTENDERS

	GP	MIN	W-L-OT	GA	SA	SV	GAA	SV%
James Reimer	1	60	1-0-0	5	32	27	5.03	.844
Roberto Luongo	1	59	0-1-0	3	35	32	3.04	.914

GOALS BY PERIOD	1	2	3	OT	TOTAL
Oilers	1	3	5	0	9
Panthers	1	4	4	0	9

POWERPLAY	PPG	ATT	PCT.
Oilers	0	1	0.0
Panthers	3	10	30.0

SHOTS BY PERIOD	1	2	3	OT	TOTAL
Oilers	21	19	28	0	68
Panthers	29	28	25	0	82

PENALTY KILLING	PK	TSH	PCT.
Oilers	7	10	70.0
Panthers	1	1	100.0

**LOS ANGELES KINGS**

STAPLES Center
1111 S. Figueroa St.
Los Angeles, CA 90015

O: 213-742-7100
Arena Capacity: 18,230

2018-19 GAMES VS LOS ANGELES

AT EDMONTON – November 29, March 26

AT LOS ANGELES – November 25, January 5

CLUB DIRECTORY

Alternate Governor, Kings	Dan Beckerman
President and Alternate Governor	Luc Robitaille
Vice President and General Manager	Rob Blake
Assistant General Manager	Michael Futa
Chief Operating Officer and Alternate Governor	Kelly Cheeseman
Head Coach	John Stevens
Assistant Coach	Don Nachbaur
Goaltending Coach	Bill Ranford
Video Coordinator	Samson Lee
Assistant Video Coordinator	Derik Johnson

EDMONTON OILERS VS LOS ANGELES KINGS**YEARLY RECORD 1979-80 TO 2017-18**

SEASON											AT EDMONTON					AT LOS ANGELES							
	GP	W	L	T	OTL	GF	GA	PTS	PCT.		W	L	T	OTL	GF	GA	W	L	T	OTL	GF	GA	
1979-80	4	2	1	1	0	19	16	5	0.625		1	0	1	0	8	6							
1980-81	4	0	2	2	0	16	22	2	0.250		0	0	2	0	10	10	0	2	0	0	6	12	
1981-82	8	5	1	2	0	51	27	12	0.750		3	0	1	0	31	13	2	1	1	0	20	14	
1982-83	8	5	1	2	0	46	30	12	0.750		3	1	0	0	25	19	2	0	2	0	21	11	
1983-84	8	6	2	0	0	44	29	12	0.750		3	1	0	0	25	13	3	1	0	0	19	16	
1984-85	8	4	3	1	0	41	35	9	0.563		3	1	0	0	27	17	1	2	1	0	14	18	
1985-86	8	6	0	2	0	53	31	14	0.875		3	0	1	0	26	15	3	0	1	0	27	16	
1986-87	8	4	2	2	0	48	35	10	0.625		1	1	2	0	23	22	3	1	0	0	25	13	
1987-88	8	4	2	2	0	41	32	10	0.625		3	0	1	0	21	12	1	2	1	0	20	20	
1988-89	8	4	4	0	0	36	36	8	0.500		2	2	0	0	18	17	2	2	0	0	18	19	
1989-90	8	4	2	2	0	36	35	10	0.625		2	1	1	0	18	17	2	1	1	0	18	18	
1990-91	8	2	5	1	0	25	35	5	0.313		2	2	0	0	13	13	0	3	1	0	12	22	
1991-92	7	1	3	3	0	22	31	5	0.357		1	1	2	0	12	16	0	2	1	0	10	15	
1992-93	7	1	5	1	0	20	32	3	0.214		0	3	1	0	11	17	1	2	0	0	9	15	
1993-94	7	2	2	3	0	26	28	7	0.500		1	1	1	0	14	13	1	1	2	0	12	15	
1994-95	5	2	2	1	0	14	17	5	0.500		1	1	0	0	5	4	1	1	1	0	9	13	
1995-96	5	3	1	1	0	22	14	7	0.700		2	0	1	0	15	9	1	1	0	0	7	5	
1996-97	6	3	2	1	0	20	17	7	0.583		2	1	0	0	7	7	1	1	1	0	13	10	
1997-98	5	4	1	0	0	14	8	8	0.800		1	1	0	0	3	3	3	0	0	0	11	5	
1998-99	4	0	3	1	0	7	10	1	0.125		0	2	0	0	4	6	0	1	1	0	3	4	
1999-00	4	2	1	1	0	14	16	5	0.625		2	0	0	0	11	7	0	1	1	0	3	9	
2000-01	4	3	1	0	0	20	7	6	0.750		1	1	0	0	7	4	2	0	0	0	13	3	
2001-02	4	1	1	1	1	10	11	4	0.500		0	1	1	0	4	6	1	0	0	1	6	5	
2002-03	4	3	1	0	0	10	9	6	0.750		1	1	0	0	3	4	2	0	0	0	7	5	
2003-04	4	2	2	0	0	10	10	4	0.500		1	1	0	0	6	5	1	1	0	0	4	5	
2004-05										DID NOT PLAY													
2005-06	4	3	1	0	0	15	9	6	0.750		2	0	0	0	9	3	1	1	0	0	6	6	
2006-07	4	2	2	0	0	11	16	4	0.500		1	1	0	0	8	10	1	1	0	0	3	6	
2007-08	4	2	2	0	0	11	14	4	0.500		1	1	0	0	6	7	1	1	0	0	5	7	
2008-09	4	2	2	0	0	10	10	4	0.500		0	2	0	0	2	4	2	0	0	0	8	6	
2009-10	4	2	2	0	0	10	11	4	0.500		0	2	0	0	3	6	2	0	0	0	7	5	
2010-11	4	0	3	0	1	5	13	1	0.125		0	2	0	0	1	5	0	1	0	1	4	8	
2011-12	4	2	2	0	0	6	7	4	0.500		1	1	0	0	3	5	1	1	0	0	3	2	
2012-13	3	1	2	0	0	4	8	2	0.333		1	1	0	0	3	4	0	1	0	0	1	4	
2013-14	4	0	3	0	1	3	12	1	0.125		0	2	0	0	2	7	0	1	0	1	1	5	
2014-15	5	2	3	0	0	12	23	4	0.400		2	1	0	0	9	9	0	2	0	0	3	14	
2015-16	5	0	5	0	0	12	20	0	0.000		0	2	0	0	4	8	0	3	0	0	8	12	
2016-17	5	3	2	0	0	13	12	6	0.600		3	0	0	0	7	2	0	2	0	0	6	10	
2017-18	4	2	2	0	0	9	15	4	0.500		1	1	0	0	3	7	1	1	0	0	6	8	
1979-2018	208	94	81	30	3	786	743	221	0.531		51	39	15	0	407	352	43	42	15	3	379	391	



VS LOS ANGELES KINGS

EDMONTON OILERS VS LOS ANGELES KINGS

2017-18 RESULTS & STATISTICS

* Overtime ** Shootout

AT EDMONTON

SCORE

24 Mar '18

LAK 2 @ EDM 3

02 Jan '18

LAK 5 @ EDM 0

WINNING GOAL

Connor McDavid

Andy Andreoff

AT LOS ANGELES

24 Feb '18

07 Feb '18

SCORE

EDM 4 @ LAK 3

EDM 2 @ LAK 5

WINNING GOAL

Ryan Strome

Paul LaDue

OILERS	GP	G	A	P	+/-	PIM	PP	SH
Connor McDavid	4	3	1	4	0	0	0	0
Michael Cammalleri	3	0	4	4	3	0	0	0
Leon Draisaitl	4	2	0	2	-3	0	1	0
Ryan Strome	4	1	1	2	-1	0	0	0
Anton Slepyshev	2	1	1	2	3	0	0	0
Adam Larsson	3	0	2	2	2	2	0	0
Juhar Khaira	4	1	0	1	2	7	0	0
Pontus Aberg	1	1	0	1	0	0	0	0
Drake Caggiula	4	0	1	1	-2	0	0	0
Darnell Nurse	4	0	1	1	3	2	0	0
Andrej Sekera	4	0	1	1	-2	2	0	0
Oscar Klefbom	3	0	1	1	-5	0	0	0
Ty Rattie	1	0	1	1	1	0	0	0
Milan Lucic	4	0	0	0	-5	0	0	0
Jesse Puljujarvi	4	0	0	0	-3	2	0	0
Kris Russell	4	0	0	0	-1	0	0	0
Matt Benning	3	0	0	0	-2	4	0	0
Zack Kassian	3	0	0	0	-3	0	0	0
Mark Letestu	3	0	0	0	-4	0	0	0
Iiro Pakarinen	3	0	0	0	1	0	0	0
Brandon Davidson	2	0	0	0	-2	2	0	0
Patrick Maroon	2	0	0	0	-1	15	0	0
Ryan Nugent-Hopkins	2	0	0	0	1	0	0	0
Ethan Bear	1	0	0	0	1	2	0	0

KINGS	GP	G	A	P	+/-	PIM	PP	SH
Anze Kopitar	4	1	4	5	-2	0	0	0
Dustin Brown	4	3	1	4	1	0	1	0
Adrian Kempe	4	2	1	3	1	2	1	0
Trevor Lewis	3	1	2	3	1	2	1	0
Drew Doughty	4	0	3	3	1	0	0	0
Tanner Pearson	4	0	3	3	1	0	0	0
Jake Muzzin	4	1	1	2	1	2	0	0
Tyler Toffoli	4	1	1	2	-2	2	0	0
Jeff Carter	2	1	1	2	2	0	0	0
Tobias Rieder	2	1	1	2	1	0	0	0
Marian Gaborik	1	0	2	2	0	0	0	0
Kyle Clifford	4	1	0	1	2	2	0	0
Alex Iafallo	3	1	0	1	-1	0	0	0
Andy Andreoff	2	1	0	1	1	0	0	0
Paul LaDue	1	1	0	1	1	0	1	0
Derek Forbort	4	0	1	1	5	7	0	0
Alec Martinez	3	0	1	1	-2	0	0	0
Torrey Mitchell	3	0	1	1	2	0	0	0
Nate Thompson	2	0	1	1	1	0	0	0
Oscar Fantenberg	1	0	1	1	2	0	0	0
Kevin Gravel	1	0	1	1	0	2	0	0
Michael Amadio	3	0	0	0	-1	0	0	0
Christian Folin	3	0	0	0	2	9	0	0
Dion Phaneuf	2	0	0	0	-4	0	0	0
Jonny Brodzinski	1	0	0	0	0	0	0	0
Jussi Jokinen	1	0	0	0	1	0	0	0
Kurtis MacDermid	1	0	0	0	0	2	0	0
Nick Shore	1	0	0	0	0	0	0	0

OILERS GOALTENDERS

Cam Talbot

GP

4

MIN

239

W-L-OT

2-2-0

GA

13

SA

121

SV

108

GAA

3.26

SV%

.893

KINGS GOALTENDERS

Jonathan Quick

GP

3

MIN

178

W-L-OT

1-2-0

GA

6

SA

83

SV

77

GAA

2.02

SV%

.928

Darcy Kuemper

GP

1

MIN

60

W-L-OT

1-0-0

GA

2

SA

27

SV

25

GAA

2.00

SV%

.926

GOALS BY PERIOD

	1	2	3	OT	TOTAL
Oilers	3	5	1	0	9
Kings	2	4	9	0	15

SHOTS BY PERIOD

	1	2	3	OT	TOTAL
Oilers	36	37	38	0	111
Kings	37	37	49	0	123

POWERPLAY

	PPG	ATT	PCT.
Oilers	1	10	10.0
Kings	4	13	30.8

PENALTY KILLING

	PK	TSH	PCT.
Oilers	9	13	69.2
Kings	9	10	90.0

**MINNESOTA WILD**

Xcel Energy Center
199 W. Kellogg Blvd.
St. Paul, MN 55102

O: 651-265-4800

Arena Capacity: 17,954

2018-19 GAMES VS MINNESOTA

AT EDMONTON – October 30, December 7

AT MINNESOTA – February 7

CLUB DIRECTORY

Owner/Governor.....	Craig Leipold
President/Alternate Governor.....	Matt Majka
General Manager/Alternate Governor.....	Paul Fenton
Senior Vice President of Hockey Operations.....	Brent Flahr
Assistant General Managers	Shep Harder, Tom Kurvers
Head Coach.....	Bruce Boudreau
Assistant Coach.....	Dean Evason
Assistant Coach.....	Bob Woods
Assistant Coach.....	Darby Hendrickson
Goaltending Coach.....	Bob Mason
Goaltending Development Coach.....	Frederic Chabot
Video Coach	Jonas Plumb

EDMONTON OILERS VS MINNESOTA WILD**YEARLY RECORD 2000-01 TO 2017-18**

SEASON										AT EDMONTON						AT MINNESOTA						
	GP	W	L	T	OTL	GF	GA	PTS	PCT.	W	L	T	OTL	GF	GA	W	L	T	OTL	GF	GA	
2000-01	5	4	0	1	0	18	10	9	0.900	2	0	1	0	8	3	2	0	0	0	10	7	
2001-02	5	4	0	1	0	14	8	9	0.900	2	0	0	0	5	3	2	0	1	0	9	5	
2002-03	5	3	0	0	2	14	10	8	0.800	2	0	0	1	8	4	1	0	0	1	6	6	
2003-04	6	2	2	2	0	7	8	6	0.500	0	1	2	0	3	4	2	1	0	0	4	4	
2004-05	DID NOT PLAY																					
2005-06	8	2	5	0	1	18	27	5	0.313	0	4	0	0	8	17	2	1	0	1	10	10	
2006-07	8	2	6	0	0	9	23	4	0.250	1	3	0	0	6	12	1	3	0	0	3	11	
2007-08	8	3	4	0	1	23	28	7	0.438	3	1	0	0	16	13	0	3	0	1	7	15	
2008-09	6	2	3	0	1	11	17	5	0.417	2	1	0	0	8	6	0	2	0	1	3	11	
2009-10	6	3	3	0	0	16	15	6	0.500	3	0	0	0	11	4	0	3	0	0	5	11	
2010-11	6	0	6	0	0	9	23	0	0.000	0	3	0	0	4	11	0	3	0	0	5	12	
2011-12	6	2	1	0	3	16	14	7	0.583	1	0	0	2	7	6	1	1	0	1	9	8	
2012-13	4	1	3	0	0	12	13	2	0.250	0	2	0	0	4	8	1	1	0	0	8	5	
2013-14	3	1	2	0	0	5	10	2	0.333	0	1	0	0	0	3	1	1	0	0	5	7	
2014-15	3	1	2	0	0	3	7	2	0.333	0	2	0	0	1	6	1	0	0	0	2	1	
2015-16	3	1	2	0	0	7	10	2	0.333	0	1	0	0	2	5	1	1	0	0	5	5	
2016-17	3	0	1	0	2	5	10	2	0.333	0	1	0	1	3	7	0	0	0	1	2	3	
2017-18	3	2	1	0	0	7	6	4	0.667	1	0	0	0	4	1	1	1	0	0	3	5	
2000-2018	88	33	41	4	10	194	239	80	0.455	17	20	3	4	98	113	16	21	1	6	96	126	



VS MINNESOTA WILD

EDMONTON OILERS VS MINNESOTA WILD

2017-18 RESULTS & STATISTICS

* Overtime ** Shootout

AT EDMONTON

10 Mar '18

SCORE

MIN 1 @ EDM 4

WINNING GOAL

Connor McDavid

AT MINNESOTA

02 Apr '18

16 Dec '17

SCORE

EDM 0 @ MIN 3

EDM 3 @ MIN 2

WINNING GOAL

Zach Parise

Jesse Puljujarvi

OILERS	GP	G	A	P	+/-	PIM	PP	SH
Connor McDavid	3	2	2	4	0	0	1	0
Ryan Nugent-Hopkins	2	2	1	3	2	0	0	1
Leon Draisaitl	3	1	1	2	-2	0	1	0
Milan Lucic	3	1	1	2	1	0	0	0
Jesse Puljujarvi	3	1	0	1	2	0	0	0
Zack Kassian	3	0	1	1	-1	0	0	0
Ethan Bear	2	0	1	1	-1	2	0	0
Adam Larsson	2	0	1	1	-1	0	0	0
Andrej Sekera	2	0	1	1	-1	0	0	0
Drake Caggiula	3	0	0	0	-2	2	0	0
Michael Cammalleri	3	0	0	0	-2	2	0	0
Jujhar Khaira	3	0	0	0	-1	0	0	0
Darnell Nurse	3	0	0	0	0	4	0	0
Kris Russell	3	0	0	0	-2	0	0	0
Ryan Strome	3	0	0	0	0	2	0	0
Pontus Aberg	2	0	0	0	1	0	0	0
Yohann Auvin	2	0	0	0	0	0	0	0
Matt Benning	2	0	0	0	1	4	0	0
Anton Slepysh	2	0	0	0	0	2	0	0
Brandon Davidson	1	0	0	0	0	0	0	0
Oscar Klefbom	1	0	0	0	2	0	0	0
Mark Letestu	1	0	0	0	-1	0	0	0
Patrick Maroon	1	0	0	0	0	2	0	0
Ty Rattie	1	0	0	0	-2	0	0	0

WILD	GP	G	A	P	+/-	PIM	PP	SH
Matt Dumba	3	2	0	2	2	2	0	0
Zach Parise	2	2	0	2	1	0	0	0
Charlie Coyle	3	1	1	2	-2	2	0	0
Joel Eriksson Ek	3	1	0	1	1	0	0	0
Jonas Brodin	3	0	1	1	3	2	0	0
Tyler Ennis	3	0	1	1	-1	2	0	0
Mikael Granlund	3	0	1	1	2	2	0	0
Mikko Koivu	3	0	1	1	2	0	0	0
Eric Staal	3	0	1	1	-2	4	0	0
Daniel Winnik	3	0	1	1	1	0	0	0
Gustav Olofsson	1	0	1	1	1	0	0	0
Chris Stewart	1	0	1	1	1	0	0	0
Matt Cullen	3	0	0	0	0	2	0	0
Marcus Foligno	3	0	0	0	0	0	0	0
Nino Niederreiter	3	0	0	0	0	2	0	0
Nate Prosser	3	0	0	0	0	0	0	0
Jason Zucker	3	0	0	0	-1	2	0	0
Ryan Murphy	2	0	0	0	1	2	0	0
Ryan Suter	2	0	0	0	-3	0	0	0
Mike Reilly	1	0	0	0	0	0	0	0
Nick Seeler	1	0	0	0	0	0	0	0
Carson Soucy	1	0	0	0	0	0	0	0
Jared Spurgeon	1	0	0	0	-2	0	0	0

OILERS GOALTENDERS

Cam Talbot	3	179	2-1-0
------------	---	-----	-------

GA	SA	SV	GAA	SV%
5	103	98	1.68	.951

WILD GOALTENDERS

GP	MIN	W-L-OT	
Devan Dubnyk	2	120	1-1-0
Alex Stalock	1	59	0-1-0

GA	SA	SV	GAA	SV%
3	49	46	1.50	.939
3	29	26	3.06	.897

GOALS BY PERIOD

1	2	3	OT	TOTAL
Oilers	0	4	3	7
Wild	1	2	3	6

SHOTS BY PERIOD

1	2	3	OT	TOTAL
Oilers	26	33	20	79
Wild	35	27	42	104

POWERPLAY

PPG	ATT	PCT.	
Oilers	2	10	20.0
Wild	0	9	0.0

PENALTY KILLING

	PK	TSH	PCT.
Oilers	9	9	100.0
Wild	8	10	80.0

**MONTREAL CANADIENS**

Bell Centre
1909 Avenue des Canadiens-de-Montréal
Montréal, QC H3B 5E8

O: 514-932-2582, F: 514-932-8285

Website: www.nhl.com/canadiens

Twitter: @CanadiensMTL

PR Twitter: @chcinfomedia

Arena Capacity: 21,302

2018-19 GAMES VS MONTREAL

AT EDMONTON – November 13

AT MONTREAL – February 3

CLUB DIRECTORY

Owner, President and CEO, Club de hockey Canadien, Bell Centre and evenko	Geoff Molson
EVP, Hockey and General Manager	Marc Bergevin
Head Coach	Claude Julien
Associate Coach	Kirk Muller
Goaltending Coach	Stephane Waite
Assistant Coach	Dominique Ducharme
Assistant Coach	Luke Richardson
Video Coach	Mario Leblanc

EDMONTON OILERS VS MONTREAL CANADIENS**YEARLY RECORD 1979-80 TO 2017-18**

SEASON											AT EDMONTON						AT MONTREAL						
	GP	W	L	T	OTL	GF	GA	PTS	PCT.		W	L	T	OTL	GF	GA	W	L	T	OTL	GF	GA	
1979-80	4	1	3	0	0	15	19	2	0.250		1	1	0	0	8	10							
1980-81	4	2	2	0	0	14	13	4	0.500		2	0	0	0	13	4		0	2	0	0	1	9
1981-82	3	0	1	2	0	9	12	2	0.333		0	1	0	0	3	6		0	0	2	0	6	6
1982-83	3	2	1	0	0	14	9	4	0.667		2	0	0	0	12	5		0	1	0	0	2	4
1983-84	3	2	1	0	0	11	5	4	0.667		1	0	0	0	6	1		1	1	0	0	5	4
1984-85	3	1	2	0	0	8	10	2	0.333		0	2	0	0	3	8		1	0	0	0	5	2
1985-86	3	3	0	0	0	14	9	6	1.000		1	0	0	0	3	2		2	0	0	0	11	7
1986-87	3	3	0	0	0	14	10	6	1.000		2	0	0	0	9	6		1	0	0	0	5	4
1987-88	3	0	3	0	0	6	13	0	0.000		0	1	0	0	1	4		0	2	0	0	5	9
1988-89	3	1	2	0	0	10	11	2	0.333		1	1	0	0	5	4		0	1	0	0	5	7
1989-90	3	1	1	1	0	13	10	3	0.500		1	0	0	0	6	2		0	1	1	0	7	8
1990-91	3	1	2	0	0	5	8	2	0.333		0	2	0	0	1	6		1	0	0	0	4	2
1991-92	3	1	2	0	0	3	5	2	0.333		1	1	0	0	3	4		0	1	0	0	0	1
1992-93	2	0	2	0	0	6	10	0	0.000		0	1	0	0	3	6		0	1	0	0	3	4
1993-94	2	1	1	0	0	7	6	2	0.500		1	0	0	0	6	3		0	1	0	0	1	3
1994-95										DID NOT PLAY													
1995-96	2	1	1	0	0	7	9	2	0.500		0	1	0	0	1	4		1	0	0	0	6	5
1996-97	2	0	2	0	0	6	8	0	0.000		0	1	0	0	4	5		0	1	0	0	2	3
1997-98	2	0	1	1	0	6	8	1	0.250		0	1	0	0	3	5		0	0	1	0	3	3
1998-99	3	1	2	0	0	6	8	2	0.333		0	2	0	0	2	7		1	0	0	0	4	1
1999-00	2	2	0	0	0	7	5	4	1.000		1	0	0	0	2	1		1	0	0	0	5	4
2000-01	3	1	2	0	0	7	10	2	0.333		1	1	0	0	5	5		0	1	0	0	2	5
2001-02	2	2	0	0	0	10	7	4	1.000		2	0	0	0	10	7		0	0	0	0	0	0
2002-03	2	1	1	0	0	7	7	2	0.500		1	0	0	0	5	4		0	1	0	0	2	3
2003-04	2	1	1	0	0	7	6	2	0.500		0	1	0	0	3	4		1	0	0	0	4	2
2004-05										DID NOT PLAY													
2005-06	1	1	0	0	0	5	3	2	1.000		1	0	0	0	5	3		0	0	0	0	0	0
2006-07	1	0	0	0	1	2	3	1	0.500		0	0	0	0	0	0		0	0	0	1	2	3
2007-08										DID NOT PLAY													
2008-09	2	1	0	0	1	10	6	3	0.750		1	0	0	0	7	2		0	0	0	1	3	4
2009-10	2	1	0	0	1	7	7	3	0.750		1	0	0	0	3	2		0	0	0	1	4	5
2010-11	2	2	0	0	0	8	4	4	1.000		1	0	0	0	4	1		1	0	0	0	4	3
2011-12	2	1	1	0	0	6	6	2	0.500		0	1	0	0	3	5		1	0	0	0	3	1
2012-13										DID NOT PLAY													
2013-14	2	1	1	0	0	5	7	2	0.500		0	1	0	0	1	4		1	0	0	0	4	3
2014-15	2	2	0	0	0	7	3	4	1.000		1	0	0	0	3	0		1	0	0	0	4	3
2015-16	2	1	1	0	0	5	8	2	0.500		1	0	0	0	4	3		0	1	0	0	1	5
2016-17	2	1	1	0	0	2	4	2	0.500		0	1	0	0	1	4		1	0	0	0	1	0
2017-18	2	2	0	0	0	10	3	4	1.000		1	0	0	0	4	1		1	0	0	0	6	2
1979-2018	85	41	37	4	3	279	272	89	0.524		25	20	0	0	152	138		16	17	4	3	127	134



VS MONTREAL CANADIENS

EDMONTON OILERS VS MONTREAL CANADIENS

2017-18 RESULTS & STATISTICS

* Overtime ** Shootout

AT EDMONTON

23 Dec '17

SCORE

MTL 1 @ EDM 4

WINNING GOAL

Connor McDavid

AT MONTREAL

09 Dec '17

SCORE

EDM 6 @ MTL 2

WINNING GOAL

Jujhar Khaira

OILERS	GP	G	A	P	+/-	PIM	PP	SH
Jujhar Khaira	2	3	1	4	4	0	0	0
Connor McDavid	2	1	3	4	2	0	0	0
Leon Draisaitl	2	0	4	4	3	2	0	0
Milan Lucic	2	2	1	3	1	0	2	0
Ryan Strome	2	1	2	3	3	2	0	0
Kris Russell	2	0	2	2	2	0	0	0
Michael Cammalleri	2	1	0	1	1	0	0	0
Yohann Auvitu	1	1	0	1	1	0	0	0
Oscar Klefbom	1	1	0	1	0	0	1	0
Mark Letestu	2	0	1	1	0	0	0	0
Patrick Maroon	2	0	1	1	2	2	0	0
Ryan Nugent-Hopkins	2	0	1	1	1	0	0	0
Darnell Nurse	2	0	1	1	4	5	0	0
Jesse Puljujarvi	2	0	1	1	2	0	0	0
Matt Benning	2	0	0	0	2	0	0	0
Brandon Davidson	2	0	0	0	2	2	0	0
Zack Kassian	2	0	0	0	0	0	0	0
Drake Caggiula	1	0	0	0	0	0	0	0
Adam Larsson	1	0	0	0	1	2	0	0
Andrej Sekera	1	0	0	0	0	0	0	0
Nathan Walker	1	0	0	0	-1	0	0	0

CANADIENS	GP	G	A	P	+/-	PIM	PP	SH
Phillip Danault	2	1	0	1	0	0	0	0
Alex Galchenyuk	2	1	0	1	-3	0	1	0
Andrew Shaw	2	1	0	1	-4	5	1	0
Paul Byron	2	0	1	1	0	0	0	0
Daniel Carr	2	0	1	1	1	0	0	0
Byron Froese	2	0	1	1	1	0	0	0
Max Pacioretty	2	0	1	1	-2	0	0	0
Jeff Petry	2	0	1	1	-3	2	0	0
Joe Morrow	1	0	1	1	-2	2	0	0
Karl Alzner	2	0	0	0	-1	2	0	0
Jordie Benn	2	0	0	0	-2	0	0	0
Nicolas Deslauriers	2	0	0	0	1	0	0	0
Jonathan Drouin	2	0	0	0	-3	2	0	0
Brendan Gallagher	2	0	0	0	-4	4	0	0
Tomas Plekanec	2	0	0	0	-3	0	0	0
David Schlemko	2	0	0	0	0	0	0	0
Charles Hudon	1	0	0	0	-1	0	0	0
Jakub Jerabek	1	0	0	0	0	0	0	0
Artturi Lehkonen	1	0	0	0	-1	0	0	0
Brett Lernout	1	0	0	0	-1	0	0	0
Shea Weber	1	0	0	0	-3	0	0	0

OILERS GOALTENDERS

	GP	MIN	W-L-OT
Cam Talbot	1	60	1-0-0
Laurent Brossoit	1	60	1-0-0

GA	SA	SV	GAA	SV%
1	30	29	1.00	.967
2	24	22	2.00	.917

CANADIENS GOALTENDERS

	GP	MIN	W-L-OT
Antti Niemi	2	97	0-1-0
Carey Price	1	22	0-1-0

GA	SA	SV	GAA	SV%
5	60	55	3.10	.917
4	14	10	10.71	.714

GOALS BY PERIOD

	1	2	3	OT	TOTAL
Oilers	4	3	3	0	10
Canadiens	0	2	1	0	3

SHOTS BY PERIOD

	1	2	3	OT	TOTAL
Oilers	22	27	26	0	75
Canadiens	19	20	15	0	54

POWERPLAY

	PPG	ATT	PCT.
Oilers	3	7	42.9
Canadiens	2	5	40.0

PENALTY KILLING

	PK	TSH	PCT.
Oilers	3	5	60.0
Canadiens	4	7	57.1

**NASHVILLE PREDATORS**

Bridgestone Arena
501 Broadway
Nashville, TN 37203

O: 615-770-2000

Website: www.nhl.com/predators

Twitter: @PredsNHL

PR Twitter: @PredsPR

Arena Capacity: 17,159

2018-19 GAMES VS NASHVILLE

AT EDMONTON – October 20

AT NASHVILLE – October 27, February 25

CLUB DIRECTORY

Owner	Predators Holdings LLC
Chairman/Governor	Thomas Cigarrran
President of Hockey Operations/General Manager/Alternate Governor	David Poile
Chief Executive Officer/President/Alternate Governor	Sean Henry
Assistant General Manager/ Director of Scouting	Jeff Kealty
Assistant General Manager/ Director of Hockey Operations	Brian Poile
Head Coach	Peter Laviolette
Associate Coach	Kevin McCarthy
Assistant Coach	Dan Muse
Goaltending Coach	Ben Vanderklok
Video Coach	Lawrence Feloney
Video Coordinator	Andrew Meloche

EDMONTON OILERS VS NASHVILLE PREDATORS**YEARLY RECORD 1998-99 TO 2017-18**

										AT EDMONTON						AT NASHVILLE						
SEASON	GP	W	L	T	OTL	GF	GA	PTS	PCT.	W	L	T	OTL	GF	GA	W	L	T	OTL	GF	GA	
1998-99	4	2	1	1	0	11	10	5	0.625	2	0	0	0	7	4	0	1	1	0	4	6	
1999-00	5	2	2	0	1	14	14	5	0.500	1	0	0	1	6	5	1	2	0	0	8	9	
2000-01	4	3	1	0	0	14	8	6	0.750	1	1	0	0	6	5	2	0	0	0	8	3	
2001-02	4	1	2	1	0	10	12	3	0.375	0	2	0	0	4	7	1	0	1	0	6	5	
2002-03	4	3	0	0	1	13	10	7	0.875	1	0	0	1	5	5	2	0	0	0	8	5	
2003-04	4	1	2	1	0	11	12	3	0.375	1	1	0	0	8	8	0	1	1	0	3	4	
2004-05	DID NOT PLAY																					
2005-06	4	3	1	0	0	14	8	6	0.750	2	0	0	0	7	4	1	1	0	0	7	4	
2006-07	4	0	4	0	0	8	16	0	0.000	0	2	0	0	3	9	0	2	0	0	5	7	
2007-08	4	0	4	0	0	8	19	0	0.000	0	2	0	0	2	9	0	2	0	0	6	10	
2008-09	4	1	2	0	1	12	13	3	0.375	1	1	0	0	6	4	0	1	0	1	6	9	
2009-10	4	1	3	0	0	15	16	2	0.250	0	2	0	0	6	11	1	1	0	0	9	5	
2010-11	4	2	1	0	1	9	7	5	0.625	1	0	0	1	4	4	1	1	0	0	5	3	
2011-12	4	3	1	0	0	16	8	6	0.750	1	1	0	0	4	3	2	0	0	0	12	5	
2012-13	3	1	2	0	0	5	11	2	0.330	1	1	0	0	2	3	1	1	0	0	2	9	
2013-14	3	3	0	0	0	13	2	6	1.000	2	0	0	0	10	2	1	0	0	0	3	0	
2014-15	3	0	2	0	1	3	8	1	0.167	0	1	0	0	1	4	0	1	0	1	2	4	
2015-16	3	0	3	0	0	3	9	0	0.000	0	2	0	0	3	7	0	1	0	0	0	2	
2016-17	3	0	2	0	1	6	10	1	0.167	0	0	0	1	2	3	0	2	0	0	4	7	
2017-18	3	0	3	0	0	3	10	0	0.000	0	2	0	0	2	8	0	1	0	0	1	2	
1998-2018	71	26	36	3	6	188	203	61	0.430	14	17	1	4	88	105	13	18	3	2	99	99	



EDMONTON OILERS VS NASHVILLE PREDATORS

2017-18 RESULTS & STATISTICS

* Overtime ** Shootout

AT EDMONTON

SCORE

WINNING GOAL

AT NASHVILLE

SCORE

WINNING GOAL

01 Mar '18

NSH 4 @ EDM 2

Viktor Arvidsson

09 Jan '18

EDM 1 @ NSH 2

Viktor Arvidsson

14 Dec '17

NSH 4 @ EDM 0

Pontus Aberg

OILERS	GP	G	A	P	+/-	PIM	PP	SH
Connor McDavid	3	2	1	3	-2	4	0	0
Leon Draisaitl	3	1	1	2	-2	0	1	0
Matt Benning	3	0	2	2	1	0	0	0
Ryan Strome	3	0	1	1	-1	2	0	0
Anton Slepyshev	2	0	1	1	0	0	0	0
Michael Cammalleri	3	0	0	0	0	4	0	0
Zack Kassian	3	0	0	0	-2	0	0	0
Juhar Khaira	3	0	0	0	0	0	0	0
Oscar Klefbom	3	0	0	0	-1	2	0	0
Milan Lucic	3	0	0	0	-3	2	0	0
Darnell Nurse	3	0	0	0	-2	2	0	0
Jesse Puljujarvi	3	0	0	0	-5	0	0	0
Kris Russell	3	0	0	0	-1	0	0	0
Drake Caggiula	2	0	0	0	0	0	0	0
Mark Letestu	2	0	0	0	-1	2	0	0
Patrick Maroon	2	0	0	0	1	0	0	0
Ryan Nugent-Hopkins	2	0	0	0	0	0	0	0
Andrej Sekera	2	0	0	0	-2	0	0	0
Pontus Aberg	1	0	0	0	0	0	0	0
Yohann Auvitu	1	0	0	0	0	0	0	0
Ethan Bear	1	0	0	0	-3	2	0	0
Brandon Davidson	1	0	0	0	-1	0	0	0
Adam Larsson	1	0	0	0	-1	0	0	0
Iiro Pakarinen	1	0	0	0	0	0	0	0

PREDATORS	GP	G	A	P	+/-	PIM	PP	SH
Viktor Arvidsson	3	3	1	4	2	2	0	0
Filip Forsberg	2	0	3	3	3	0	0	0
Roman Josi	3	1	1	2	4	0	1	0
Craig Smith	3	1	1	2	1	0	1	0
Kyle Turris	3	1	1	2	1	2	0	0
Mattias Ekholm	3	0	2	2	1	0	0	0
Calle Jarnkrok	3	0	2	2	1	0	0	0
P.K. Subban	3	0	2	2	-1	4	0	0
Kevin Fiala	3	1	0	1	2	0	1	0
Scott Hartnell	3	1	0	1	0	0	0	0
Austin Watson	3	1	0	1	1	0	0	0
Pontus Aberg	2	1	0	1	0	0	0	0
Nick Bonino	3	0	1	1	0	0	0	0
Ryan Johansen	3	0	1	1	2	0	0	0
Colton Sissons	3	0	1	1	1	0	0	0
Ryan Hartman	1	0	1	1	1	0	0	0
Alexei Emelin	3	0	0	0	2	4	0	0
Yannick Weber	3	0	0	0	1	0	0	0
Ryan Ellis	2	0	0	0	2	0	0	0
Anthony Bitetto	1	0	0	0	1	0	0	0
Miikka Salomaki	1	0	0	0	0	0	0	0

OILERS GOALTENDERS

GP

MIN

W-L-OT

GA

SA

SV

GAA

SV%

Cam Talbot

2

118

0-2-0

6

66

60

3.05

.909

Laurent Brossoit

1

60

0-1-0

4

23

19

4.02

.826

PREDATORS GOALTENDERS

GP

MIN

W-L-OT

GA

SA

SV

GAA

SV%

Pekka Rinne

2

119

2-0-0

3

62

59

1.51

.952

Juuse Saros

1

60

1-0-0

0

46

46

0.00

1.000

GOALS BY PERIOD

1

2

3

OT

TOTAL

Oilers

2

1

0

0

3

Predators

2

6

2

0

10

SHOTS BY PERIOD

1

2

3

OT

TOTAL

Oilers

42

31

35

0

108

Predators

32

26

31

0

89

POWERPLAY

PPG

ATT

PCT.

Oilers

1

5

20.0

Predators

3

9

33.3

PENALTY KILLING

PK

TSH

PCT.

Oilers

6

9

66.7

Predators

4

5

80.0



NEW JERSEY DEVILS

Prudential Center
25 Lafayette St.
Newark, NJ 07102

O: 973-757-6100, F: 973-757-6399

Website: www.nhl.com/devils

Twitter: @NJDevils

PR Twitter: @NJDevilsPR

Arena Capacity: 16,514

2018-19 GAMES VS NEW JERSEY

AT EDMONTON – March 13

AT NEW JERSEY – October 6 (SWE)

CLUB DIRECTORY

Managing Partner/Chairman/Governor	Joshua Harris
Managing Partner/Vice Chairman/Alternate Governor	David Blitzler
CEO, New Jersey Devils & Prudential Center/Alternate Governor	Scott O'Neil
EVP, Hockey Operations/General Manager/Alternate Governor	Ray Shero
Assistant General Manager, Hockey Operations	Tom Fitzgerald
Senior Adviser to the GM/Hockey Operations	Chuck Fletcher
Head Coach	John Hynes
Assistant Coach	Alain Nasreddine
Assistant Coach	Rick Kowalsky
Assistant Coach	Mike Grier
Goaltending Coach	Roland Melanson
Video Coach	Mike Regan
Goaltending Development Coach	Scott Clemmensen

EDMONTON OILERS VS NEW JERSEY DEVILS

YEARLY RECORD 1979-80 TO 2017-18

LEADER RECORD 1979-80 TO 2017-18										AT EDMONTON					AT NEW JERSEY						
SEASON	GP	W	L	T	OTL	GF	GA	PTS	PCT.	W	L	T	OTL	GF	GA	W	L	T	OTL	GF	GA
1979-80	4	2	2	0	0	15	13	4	0.500	2	0	0	0	10	5	0	2	0	0	5	8
1980-81	4	0	3	1	0	10	14	1	0.125	0	1	1	0	6	7	0	2	0	0	4	7
1981-82	8	5	2	1	0	41	32	11	0.688	3	1	0	0	23	16	2	1	1	0	18	16
1982-83	3	3	0	0	0	19	8	6	1.000	1	0	0	0	10	4	2	0	0	0	9	4
1983-84	3	2	0	1	0	21	11	5	0.833	1	0	1	0	16	7	1	0	0	0	5	4
1984-85	3	2	1	0	0	9	9	4	0.667	1	0	0	0	4	2	1	1	0	0	5	7
1985-86	3	3	0	0	0	16	12	6	1.000	2	0	0	0	10	8	1	0	0	0	6	4
1986-87	3	2	1	0	0	16	14	4	0.667	1	0	0	0	7	4	1	1	0	0	9	10
1987-88	3	1	2	0	0	20	19	2	0.333	1	1	0	0	15	13	0	1	0	0	5	6
1988-89	3	1	2	0	0	5	7	2	0.333	0	1	0	0	2	4	1	1	0	0	3	3
1989-90	3	0	1	2	0	9	12	2	0.333	0	1	1	0	7	10	0	0	1	0	2	2
1990-91	3	2	1	0	0	11	9	4	0.667	0	1	0	0	2	5	2	0	0	0	9	4
1991-92	3	1	1	1	0	8	8	3	0.500	0	1	1	0	3	5	1	0	0	0	5	3
1992-93	2	1	1	0	0	7	9	2	0.500	1	0	0	0	6	4	0	1	0	0	1	5
1993-94	2	0	1	1	0	5	8	1	0.250	0	0	1	0	3	3	0	1	0	0	2	5
1994-95										DID NOT PLAY											
1995-96	2	2	0	0	0	5	2	4	1.000	1	0	0	0	2	1	1	0	0	0	3	1
1996-97	2	0	2	0	0	3	9	0	0.000	0	1	0	0	2	3	0	1	0	0	1	6
1997-98	2	0	1	1	0	3	5	1	0.250	0	0	1	0	1	1	0	1	0	0	2	4
1998-99	2	1	1	0	0	5	6	2	0.500	0	1	0	0	1	4	1	0	0	0	4	2
1999-00	1	1	0	0	0	3	1	2	1.000	0	0	0	0	0	0	1	0	0	0	3	1
2000-01	1	0	0	0	1	5	6	1	0.500	0	0	0	1	5	6	0	0	0	0	0	0
2001-02	2	0	1	1	0	4	5	1	0.250	0	1	0	0	1	2	0	0	1	0	3	3
2002-03	1	1	0	0	0	6	3	2	1.000	0	0	0	0	0	0	1	0	0	0	6	3
2003-04	1	0	0	0	1	2	3	1	0.500	0	0	0	0	0	0	0	0	0	1	2	3
2004-05										DID NOT PLAY											
2005-06	1	0	0	0	1	1	2	1	0.500	0	0	0	0	0	0	0	0	0	1	1	2
2006-07										DID NOT PLAY											
2007-08	1	0	1	0	0	1	3	0	0.000	0	1	0	0	1	3	0	0	0	0	0	0
2008-09	1	1	0	0	0	2	1	2	1.000	0	0	0	0	0	0	1	0	0	0	2	1
2009-10	1	1	0	0	0	2	0	2	1.000	1	0	0	0	2	0	0	0	0	0	0	0
2010-11	1	0	0	0	1	3	4	1	0.500	0	0	0	0	0	0	0	0	0	1	3	4
2011-12	1	0	0	0	1	1	2	1	0.500	0	0	0	1	1	2	0	0	0	0	0	0
2012-13										DID NOT PLAY											
2013-14	2	1	0	0	1	6	6	3	0.750	1	0	0	0	5	4	0	0	0	1	1	2
2014-15	2	1	1	0	0	2	3	2	0.500	0	1	0	0	0	2	1	0	0	0	2	1
2015-16	2	1	1	0	0	6	3	2	0.500	1	0	0	0	5	1	0	1	0	0	1	2
2016-17	2	2	0	0	0	5	3	4	1.000	1	0	0	0	3	2	1	0	0	0	2	1
2017-18	2	2	0	0	0	9	5	4	1.000	1	0	0	0	6	3	1	0	0	0	3	2
1979-2018	80	39	26	9	6	286	257	93	0.581	19	12	6	2	159	131	20	14	3	4	127	126
NJD 1982-2018	64	32	19	7	6	220	198	77	0.602	14	10	5	2	120	103	18	9	2	4	100	95
col 1979-1982	16	7	7	2	0	66	59	16	0.500	5	2	1	0	39	28	2	5	1	0	27	31

* Franchise in Denver, Colorado from 1979-80 to 1981-82. Moved to New Jersey for 1982-83 season



EDMONTON OILERS VS NEW JERSEY DEVILS

2017-18 RESULTS & STATISTICS

* Overtime ** Shootout

AT EDMONTON

03 Nov '17

SCORE

NJD 3 @ EDM 6

WINNING GOAL

Milan Lucic

AT NEW JERSEY

09 Nov '17

SCORE

* EDM 3 @ NJD 2

WINNING GOAL

Leon Draisaitl

OILERS	GP	G	A	P	+/-	PIM	PP	SH
Ryan Nugent-Hopkins	2	1	3	4	2	0	0	0
Connor McDavid	2	0	4	4	2	0	0	0
Milan Lucic	2	2	1	3	2	5	0	0
Leon Draisaitl	2	2	0	2	2	0	0	0
Anton Slepyshev	2	1	1	2	1	0	0	0
Drake Caggiula	1	1	1	2	0	0	1	0
Oscar Klefbom	2	1	0	1	0	2	0	0
Ryan Strome	2	1	0	1	0	0	0	0
Matt Benning	2	0	1	1	1	2	0	0
Zack Kassian	2	0	1	1	0	0	0	0
Adam Larsson	2	0	1	1	1	4	0	0
Mark Letestu	2	0	1	1	-2	0	0	0
Patrick Maroon	2	0	1	1	0	0	0	0
Kris Russell	2	0	1	1	1	0	0	0
Eric Gryba	2	0	0	0	1	0	0	0
Jussi Jokinen	2	0	0	0	1	0	0	0
Darnell Nurse	2	0	0	0	1	0	0	0
Iiro Pakarinen	2	0	0	0	0	0	0	0
Brad Malone	1	0	0	0	0	0	0	0

DEVILS	GP	G	A	P	+/-	PIM	PP	SH
Brian Gibbons	2	1	1	2	2	0	0	0
Drew Stafford	2	1	1	2	0	0	0	0
Brian Boyle	2	1	0	1	-1	0	0	0
Jesper Bratt	2	1	0	1	-1	0	0	0
Taylor Hall	2	1	0	1	-3	0	0	0
Will Butcher	2	0	1	1	1	0	0	0
Adam Henrique	2	0	1	1	0	0	0	0
Nico Hischier	2	0	1	1	-1	2	0	0
John Moore	2	0	1	1	-3	0	0	0
Mirco Mueller	2	0	1	1	2	0	0	0
Damon Severson	2	0	1	1	0	0	0	0
Miles Wood	2	0	1	1	-1	0	0	0
Blake Coleman	2	0	0	0	1	0	0	0
Andy Greene	2	0	0	0	-1	0	0	0
Jimmy Hayes	2	0	0	0	-3	0	0	0
Steven Santini	2	0	0	0	-2	0	0	0
Stefan Noesen	1	0	0	0	0	0	0	0
Kyle Palmieri	1	0	0	0	-1	0	0	0
Dalton Prout	1	0	0	0	-2	7	0	0
Pavel Zacha	1	0	0	0	-1	0	0	0

OILERS GOALTENDERS

Cam Talbot

GP

2

MIN

125

W-L-OT

2-0-0

GA

5

SA

68

SV

63

GAA

2.41

SV%

.926

DEVILS GOALTENDERS

Cory Schneider

GP

2

MIN

125

W-L-OT

0-1-1

GA

8

SA

73

SV

65

GAA

3.85

SV%

.890

GOALS BY PERIOD

	1	2	3	OT	TOTAL
Oilers	2	3	3	1	9
Devils	2	2	1	0	5

SHOTS BY PERIOD

	1	2	3	OT	TOTAL
Oilers	17	32	19	6	74
Devils	28	21	16	3	68

POWERPLAY

	PPG	ATT	PCT.
Oilers	1	3	33.3
Devils	0	4	0.0

PENALTY KILLING

	PK	TSH	PCT.
Oilers	4	4	100.0
Devils	2	3	66.7

**NEW YORK ISLANDERS**

Barclays Center
620 Atlantic Ave.
Brooklyn, NY 11217

O: 917-618-6100

Arena Capacity: 15,795

2018-19 GAMES VS NEW YORK ISLANDERS**AT EDMONTON** – February 21**AT NEW YORK ISLANDERS** – February 16**CLUB DIRECTORY**

Owner and Governor	Scott Malkin
Co-Owner and Alternate Governor	Jon Ledecky
Co-Owner and Alternate Governor	Charles B. Wang
Co-Owner	Dewey Shay
President and General Manager/Alternate Governor	Lou Lamoriello
Alternate Governor	Art McCarthy
Head Coach.....	Barry Trotz
Associate Coach.....	Lane Lambert
Assistant Coach.....	John Gruden
Assistant Coach.....	Scott Gomez
Director of Goaltending.....	Mitch Korn
Goalie Coach.....	Piero Greco
Goalie Development Coach.....	Chris Terreri

EDMONTON OILERS VS NEW YORK ISLANDERS**YEARLY RECORD 1979-80 TO 2017-18**

SEASON										AT EDMONTON					AT NEW YORK ISLANDERS						
	GP	W	L	T	OTL	GF	GA	PTS	PCT.	W	L	T	OTL	GF	GA	W	L	T	OTL	GF	GA
1979-80	4	2	1	1	0	19	17	5	0.625	2	0	0	0	12	8	0	1	1	0	7	9
1980-81	4	0	2	2	0	15	21	2	0.250	0	2	0	0	2	8	0	0	2	0	13	13
1981-82	3	1	1	1	0	12	12	3	0.500	1	0	0	0	4	3	0	1	1	0	8	9
1982-83	3	0	3	0	0	8	14	0	0.000	0	2	0	0	6	10	0	1	0	0	2	4
1983-84	3	0	3	0	0	10	17	0	0.000	0	1	0	0	2	4	0	2	0	0	8	13
1984-85	3	2	0	1	0	16	12	5	0.833	1	0	1	0	9	7	1	0	0	0	7	5
1985-86	3	1	0	2	0	14	12	4	0.667	1	0	0	0	6	4	0	0	2	0	8	8
1986-87	3	2	0	1	0	13	6	5	0.833	1	0	1	0	10	4	1	0	0	0	3	2
1987-88	3	1	2	0	0	11	9	2	0.333	1	0	0	0	5	1	0	2	0	0	6	8
1988-89	3	2	1	0	0	11	8	4	0.667	2	0	0	0	8	3	0	1	0	0	3	5
1989-90	3	1	0	2	0	15	10	4	0.667	0	0	1	0	5	5	1	0	1	0	10	5
1990-91	3	3	0	0	0	11	3	6	1.000	2	0	0	0	5	2	1	0	0	0	6	1
1991-92	3	3	0	0	0	13	7	6	1.000	2	0	0	0	9	5	1	0	0	0	4	2
1992-93	3	0	2	1	0	8	16	1	0.167	0	0	1	0	5	5	0	2	0	0	3	11
1993-94	2	1	0	1	0	9	5	3	0.750	1	0	0	0	5	1	0	0	1	0	4	4
1994-95	DID NOT PLAY																				
1995-96	2	1	1	0	0	4	3	2	0.500	1	0	0	0	4	1	0	1	0	0	0	2
1996-97	2	1	1	0	0	2	8	2	0.500	1	0	0	0	1	0	0	1	0	0	1	8
1997-98	2	0	1	1	0	5	7	1	0.250	0	1	0	0	1	3	0	0	1	0	4	4
1998-99	1	1	0	0	0	4	2	2	1.000	0	0	0	0	0	0	1	0	0	0	4	2
1999-00	2	1	0	1	0	8	6	3	0.750	0	0	1	0	4	4	1	0	0	0	4	2
2000-01	1	0	1	0	0	2	4	0	0.000	0	1	0	0	2	4	0	0	0	0	0	0
2001-02	1	0	1	0	0	1	4	0	0.000	0	0	0	0	0	0	0	1	0	0	1	4
2002-03	2	0	2	0	0	4	9	0	0.000	0	1	0	0	2	5	0	1	0	0	2	4
2003-04	1	0	1	0	0	2	3	0	0.000	0	0	0	0	0	0	0	1	0	0	2	3
2004-05	DID NOT PLAY																				
2005-06	1	0	0	0	1	2	3	1	0.500	0	0	0	0	0	0	0	0	0	1	2	3
2006-07	DID NOT PLAY																				
2007-08	1	1	0	0	0	4	0	2	1.000	1	0	0	0	4	0	0	0	0	0	0	0
2008-09	1	1	0	0	0	3	2	2	1.000	1	0	0	0	3	2	0	0	0	0	0	0
2009-10	1	0	1	0	0	1	3	0	0.000	0	0	0	0	0	0	0	1	0	0	1	3
2010-11	1	1	0	0	0	2	1	2	1.000	1	0	0	0	2	1	0	0	0	0	0	0
2011-12	1	0	1	0	0	1	4	0	0.000	0	0	0	0	0	0	0	1	0	0	1	4
2012-13	DID NOT PLAY																				
2013-14	2	1	1	0	0	5	5	2	0.500	1	0	0	0	3	2	0	1	0	0	2	3
2014-15	2	1	1	0	0	7	5	2	0.500	1	0	0	0	5	2	0	1	0	0	2	3
2015-16	2	1	1	0	0	4	9	2	0.500	1	0	0	0	3	1	0	1	0	0	1	8
2016-17	2	1	1	0	0	5	7	2	0.500	0	1	0	0	1	4	1	0	0	0	4	3
2017-18	2	2	0	0	0	4	2	4	1.000	1	0	0	0	2	1	1	0	0	0	2	1
1979-2018	76	32	29	14	1	255	256	79	0.520	23	9	5	0	130	100	9	20	9	1	125	156



VS NEW YORK ISLANDERS

EDMONTON OILERS VS NEW YORK ISLANDERS

2017-18 RESULTS & STATISTICS

* Overtime ** Shootout

AT EDMONTON

SCORE

WINNING GOAL

08 Mar '18

** NYI 1 @ EDM 2

Connor McDavid

AT NEW YORK ISLANDERS

SCORE

WINNING GOAL

07 Nov '17

* EDM 2 @ NYI 1

Connor McDavid

OILERS	GP	G	A	P	+/-	PIM	PP	SH
Connor McDavid	2	2	0	2	1	0	0	0
Leon Draisaitl	2	1	1	2	1	2	0	0
Oscar Klefbom	2	0	1	1	1	0	0	0
Milan Lucic	2	0	1	1	-1	0	0	0
Ethan Bear	1	0	1	1	1	0	0	0
Drake Caggiula	2	0	0	0	0	0	0	0
Zack Kassian	2	0	0	0	1	0	0	0
Adam Larsson	2	0	0	0	-1	0	0	0
Ryan Nugent-Hopkins	2	0	0	0	0	0	0	0
Darnell Nurse	2	0	0	0	0	2	0	0
Iiro Pakarinen	2	0	0	0	0	0	0	0
Kris Russell	2	0	0	0	1	0	0	0
Ryan Strome	2	0	0	0	0	0	0	0
Pontus Aberg	1	0	0	0	0	0	0	0
Matt Benning	1	0	0	0	-1	0	0	0
Eric Gryba	1	0	0	0	1	2	0	0
Jussi Jokinen	1	0	0	0	0	0	0	0
Juhar Khaira	1	0	0	0	0	5	0	0
Mark Letestu	1	0	0	0	0	2	0	0
Brad Malone	1	0	0	0	0	0	0	0
Patrick Maroon	1	0	0	0	0	0	0	0
Jesse Puljujarvi	1	0	0	0	0	0	0	0
Andrej Sekera	1	0	0	0	-1	0	0	0
Anton Slepyshev	1	0	0	0	0	0	0	0

ISLANDERS	GP	G	A	P	+/-	PIM	PP	SH
Jordan Eberle	2	1	0	1	1	0	0	0
Thomas Hickey	2	1	0	1	1	0	0	0
Mathew Barzal	2	0	1	1	0	0	0	0
Brock Nelson	2	0	1	1	0	0	0	0
Ryan Pulock	2	0	1	1	1	0	0	0
Josh Bailey	2	0	0	0	0	0	0	0
Anthony Beauvillier	2	0	0	0	-1	2	0	0
Johnny Boychuk	2	0	0	0	-1	0	0	0
Casey Cizikas	2	0	0	0	-1	2	0	0
Cal Clutterbuck	2	0	0	0	-1	7	0	0
Andrew Ladd	2	0	0	0	1	0	0	0
Nick Leddy	2	0	0	0	-2	0	0	0
Anders Lee	2	0	0	0	0	0	0	0
John Tavares	2	0	0	0	-1	0	0	0
Jason Chimera	1	0	0	0	-1	0	0	0
Brandon Davidson	1	0	0	0	-1	0	0	0
Calvin de Haan	1	0	0	0	1	0	0	0
Tanner Fritz	1	0	0	0	1	0	0	0
Nikolay Kulemin	1	0	0	0	0	0	0	0
Scott Mayfield	1	0	0	0	1	0	0	0
Adam Pelech	1	0	0	0	-1	0	0	0
Chris Wagner	1	0	0	0	0	0	0	0

OILERS GOALTENDERS

GP

MIN

W-L-OT

GA

SA

SV

GAA

SV%

Cam Talbot

2

126

2-0-0

2

68

66

0.96

.971

ISLANDERS GOALTENDERS

GP

MIN

W-L-OT

GA

SA

SV

GAA

SV%

Christopher Gibson

1

65

0-0-1

1

36

35

0.92

.972

Thomas Greiss

1

61

0-0-1

2

25

23

1.98

.920

GOALS BY PERIOD

1

2

3

OT

TOTAL

Oilers

0

1

1

1

3

Islanders

0

1

1

0

2

SHOTS BY PERIOD

1

2

3

OT

TOTAL

Oilers

20

24

10

7

61

Islanders

22

19

25

2

68

POWERPLAY

PPG

ATT

PCT.

Oilers

0

4

0.0

Islanders

0

4

0.0

PENALTY KILLING

PK

TSH

PCT.

Oilers

4

4

100.0

Islanders

4

4

100.0

**NEW YORK RANGERS**

Madison Square Garden
2 Pennsylvania Plaza, 14th Floor
New York, NY 10121

O: 212-465-6486

Website: www.nhl.com/rangers

Twitter: @NYRangers

PR Twitter: @NYRStatsInfo

Arena Capacity: 18,006

2018-19 GAMES VS NEW YORK RANGERS

AT EDMONTON – March 11

AT NEW YORK RANGERS – October 13

CLUB DIRECTORY

President	Glen Sather
General Manager	Jeff Gorton
Senior Vice President and Assistant General Manager	Jim Schoenfeld
Assistant General Manager/General Manager, Hartford Wolf Pack	Chris Drury
Head Coach	David Quinn
Assistant Coach	Greg Brown, David Oliver and Lindy Ruff
Assistant Coach & Goaltending Coach	Benoit Allaire
Video Coach	Jerry Dineen

EDMONTON OILERS VS NEW YORK RANGERS**YEARLY RECORD 1979-80 TO 2017-18**

SEASON										AT EDMONTON					AT NEW YORK RANGERS					GA		
	GP	W	L	T	OTL	GF	GA	PTS	PCT.	W	L	T	OTL	GF	GA	W	L	T	OTL		GF	
1979-80	4	1	3	0	0	9	22	2	0.250		1	1	0	0	6	8	0	2	0	0	3	14
1980-81	4	1	2	1	0	14	19	3	0.375	0	2	0	0	5	12	1	0	1	0	9	7	
1981-82	3	3	0	0	0	18	10	6	1.000	1	0	0	0	8	4	2	0	0	0	10	6	
1982-83	3	3	0	0	0	15	4	6	1.000	2	0	0	0	8	2	1	0	0	0	7	2	
1983-84	3	2	1	0	0	16	11	4	0.667	0	1	0	0	2	3	2	0	0	0	14	8	
1984-85	3	1	1	1	0	15	12	3	0.500	1	0	1	0	8	4	0	1	0	0	7	8	
1985-86	3	1	2	0	0	9	11	2	0.333	0	1	0	0	4	5	1	1	0	0	5	6	
1986-87	3	3	0	0	0	20	14	6	1.000	2	0	0	0	12	8	1	0	0	0	8	6	
1987-88	3	2	1	0	0	15	14	4	0.667	1	0	0	0	7	2	1	1	0	0	8	12	
1988-89	3	2	1	0	0	15	10	4	0.667	1	1	0	0	12	9	1	0	0	0	3	1	
1989-90	3	0	2	1	0	8	12	1	0.167	0	1	0	0	3	4	0	1	1	0	5	8	
1990-91	3	1	1	1	0	9	9	3	0.500	1	1	0	0	7	7	0	0	1	0	2	2	
1991-92	2	1	1	0	0	5	6	2	0.500	0	1	0	0	1	3	1	0	0	0	4	3	
1992-93	2	1	1	0	0	4	4	2	0.500	0	1	0	0	0	1	1	0	0	0	4	3	
1993-94	2	0	1	1	0	4	6	1	0.250	0	1	0	0	3	5	0	0	1	0	1	1	
1994-95	DID NOT PLAY																					
1995-96	2	1	1	0	0	7	9	2	0.500	0	1	0	0	3	8	1	0	0	0	4	1	
1996-97	2	1	0	1	0	7	6	3	0.750	1	0	0	0	3	2	0	0	1	0	4	4	
1997-98	2	0	0	2	0	5	5	2	0.500	0	0	1	0	3	3	0	0	1	0	2	2	
1998-99	2	0	2	0	0	3	5	0	0.000	0	1	0	0	1	2	0	1	0	0	2	3	
1999-00	2	0	0	1	1	2	3	2	0.500	0	0	1	0	1	1	0	0	0	1	1	2	
2000-01	1	0	1	0	0	3	4	0	0.000	0	0	0	0	0	0	0	1	0	0	3	4	
2001-02	1	1	0	0	0	4	1	2	1.000	1	0	0	0	4	1	0	0	0	0	0	0	
2002-03	1	0	1	0	0	2	5	0	0.000	0	0	0	0	0	0	0	1	0	0	2	5	
2003-04	1	1	0	0	0	5	4	2	1.000	0	0	0	0	0	0	1	0	0	0	5	4	
2004-05	DID NOT PLAY																					
2005-06	1	0	0	0	1	4	5	1	0.500	0	0	0	0	0	0	0	0	0	1	4	5	
2006-07	DID NOT PLAY																					
2007-08	1	1	0	0	0	3	2	2	1.000	1	0	0	0	3	2	0	0	0	0	0	0	
2008-09	1	1	0	0	0	3	2	2	1.000	0	0	0	0	0	0	1	0	0	0	3	2	
2009-10	1	0	1	0	0	2	4	0	0.000	0	1	0	0	2	4	0	0	0	0	0	0	
2010-11	1	0	1	0	0	2	8	0	0.000	0	0	0	0	0	0	0	1	0	0	2	8	
2011-12	1	1	0	0	0	2	0	2	1.000	1	0	0	0	2	0	0	0	0	0	0	0	
2012-13	DID NOT PLAY																					
2013-14	2	1	1	0	0	2	6	2	0.500	0	1	0	0	0	5	1	0	0	0	2	1	
2014-15	2	1	1	0	0	3	3	2	0.500	0	1	0	0	0	2	1	0	0	0	3	1	
2015-16	2	1	1	0	0	9	9	2	0.500	1	0	0	0	7	5	0	1	0	0	2	4	
2016-17	2	0	2	0	0	4	8	0	0.000	0	1	0	0	1	3	0	1	0	0	3	5	
2017-18	2	0	2	0	0	4	7	0	0.000	0	1	0	0	2	3	0	1	0	0	2	4	
1979-2018	74	32	31	9	2	252	260	75	0.507	15	18	3	0	118	118	17	13	6	2	134	142	



EDMONTON OILERS VS NEW YORK RANGERS

2017-18 RESULTS & STATISTICS

* Overtime ** Shootout

AT EDMONTON

SCORE

WINNING GOAL

03 Mar '18

NYR 3 @ EDM 2

Paul Carey

AT NEW YORK RANGERS

SCORE

WINNING GOAL

11 Nov '17

EDM 2 @ NYR 4

Rick Nash

OILERS	GP	G	A	P	+/-	PIM	PP	SH
Connor McDavid	2	2	1	3	-1	0	1	0
Ryan Nugent-Hopkins	2	1	1	2	1	0	0	0
Jesse Puljujarvi	2	1	0	1	0	0	0	0
Matt Benning	2	0	1	1	0	0	0	0
Oscar Klefbom	2	0	1	1	-3	0	0	0
Milan Lucic	2	0	1	1	0	0	0	0
Darnell Nurse	2	0	1	1	1	0	0	0
Andrej Sekera	1	0	1	1	1	0	0	0
Leon Draisaitl	2	0	0	0	-2	0	0	0
Zack Kassian	2	0	0	0	0	2	0	0
Iiro Pakarinen	2	0	0	0	0	0	0	0
Kris Russell	2	0	0	0	0	0	0	0
Ryan Strome	2	0	0	0	-1	2	0	0
Pontus Aberg	1	0	0	0	1	0	0	0
Ethan Bear	1	0	0	0	-1	0	0	0
Michael Cammalleri	1	0	0	0	1	0	0	0
Eric Gryba	1	0	0	0	0	0	0	0
Jussi Jokinen	1	0	0	0	0	0	0	0
Juhar Khaira	1	0	0	0	0	0	0	0
Adam Larsson	1	0	0	0	1	0	0	0
Mark Letestu	1	0	0	0	-1	0	0	0
Brad Malone	1	0	0	0	0	2	0	0
Patrick Maroon	1	0	0	0	-1	2	0	0
Anton Slepyshev	1	0	0	0	-1	0	0	0

RANGERS	GP	G	A	P	+/-	PIM	PP	SH
Mats Zuccarello	2	0	3	3	0	0	0	0
Rick Nash	1	2	0	2	1	0	1	0
Pavel Buchnevich	2	1	1	2	0	0	1	0
Mika Zibanejad	2	1	1	2	1	2	1	0
Chris Kreider	2	1	0	1	0	0	0	0
Paul Carey	1	1	0	1	1	0	0	0
Michael Grabner	1	1	0	1	1	0	0	0
David Desharnais	2	0	1	1	1	0	0	0
Jesper Fast	2	0	1	1	0	0	0	0
Kevin Hayes	2	0	1	1	-1	0	0	0
Brady Skjei	2	0	1	1	0	0	0	0
John Gilmour	1	0	1	1	1	0	0	0
Ryan McDonagh	1	0	1	1	1	0	0	0
Cody McLeod	1	0	1	1	1	0	0	0
Kevin Shattenkirk	1	0	1	1	-1	0	0	0
Marc Staal	2	0	0	0	0	2	0	0
Jimmy Vesey	2	0	0	0	0	0	0	0
Tony DeAngelo	1	0	0	0	0	0	0	0
Nick Holden	1	0	0	0	1	0	0	0
Steven Kampfer	1	0	0	0	0	2	0	0
J.T. Miller	1	0	0	0	0	0	0	0
Vladislav Namestnikov	1	0	0	0	0	0	0	0
Boo Nieves	1	0	0	0	0	0	0	0
Rob O'Gara	1	0	0	0	0	0	0	0
Neal Pionk	1	0	0	0	0	2	0	0
Ryan Spooner	1	0	0	0	-2	0	0	0

OILERS GOALTENDERS

Cam Talbot	2	118	0-2-0
------------	---	-----	-------

GA	SA	SV	GAA	SV%
6	67	61	3.04	.910

RANGERS GOALTENDERS

GOALIES	GP	MIN	W-L-OT
Alexandar Georgiev	1	60	1-0-0
Henrik Lundqvist	1	60	1-0-0

GA	SA	SV	GAA	SV%
2	37	35	2.00	.946
2	29	27	2.00	.931

GOALS BY PERIOD

1	2	3	OT	TOTAL
Oilers	1	3	0	4
Rangers	2	4	1	7

SHOTS BY PERIOD

1	2	3	OT	TOTAL
Oilers	18	26	22	66
Rangers	17	35	16	68

POWERPLAY

Oilers	1	4	25.0
Rangers	3	6	50.0

PENALTY KILLING

	PK	TSH	PCT.
Oilers	3	6	50.0
Rangers	3	4	75.0

**OTTAWA SENATORS**

Canadian Tire Centre
1000 Palladium Drive
Ottawa, ON K2V 1A5

O: 613-599-0100, F: 613-599-5562

Website: www.nhl.com/senators

Twitter: @Senators

PR Twitter: @Media_Sens

Arena Capacity: 18,646

2018-19 GAMES VS OTTAWA

AT EDMONTON – March 23

AT OTTAWA – February 28

CLUB DIRECTORY

Owner, Governor and CEO.....	Eugene Melnyk
General Manager.....	Pierre Dorion
Head Coach.....	Guy Boucher
Associate Coach.....	Marc Crawford
Assistant Coach.....	Rob Cookson
Assistant Coach.....	Martin Raymond
Goaltending Coach.....	Pierre Groulx
Video Coach.....	Kristopher Young

EDMONTON OILERS VS OTTAWA SENATORS**YEARLY RECORD 1992-93 TO 2017-18**

LEADER RECORD 1992-93 TO 2017-18																						
SEASON										AT EDMONTON						AT OTTAWA						
	GP	W	L	T	OTL	GF	GA	PTS	PCT.	W	L	T	OTL	GF	GA	W	L	T	OTL	GF	GA	
1992-93	2	1	1	0	0	7	5	2	0.500													
1993-94	2	0	2	0	0	8	11	0	0.000	0	1	0	0	5	7	0	1	0	0	3	4	
1994-95	DID NOT PLAY																					
1995-96	2	2	0	0	0	6	3	4	1.000	1	0	0	0	3	1	1	0	0	0	3	2	
1996-97	2	2	0	0	0	9	2	4	1.000	1	0	0	0	5	2	1	0	0	0	4	0	
1997-98	2	2	0	0	0	6	2	4	1.000	1	0	0	0	5	2	1	0	0	0	1	0	
1998-99	2	0	0	2	0	3	3	2	0.500	0	0	1	0	2	2	0	0	1	0	1	1	
1999-00	2	1	0	1	0	7	5	3	0.750	1	0	1	0	7	5	0	0	0	0	0	0	
2000-01	2	2	0	0	0	9	4	4	1.000	1	0	0	0	4	1	1	0	0	0	5	3	
2001-02	1	1	0	0	0	4	1	2	1.000	0	0	0	0	0	0	1	0	0	0	4	1	
2002-03	2	0	2	0	0	0	4	0	0.000	0	1	0	0	0	2	0	1	0	0	0	2	
2003-04	2	1	0	1	0	6	4	3	0.750	1	0	0	0	3	1	0	0	1	0	3	3	
2004-05	DID NOT PLAY																					
2005-06	1	0	1	0	0	3	5	0	0.000	0	1	0	0	3	5	0	0	0	0	0	0	
2006-07	1	0	0	0	1	3	4	1	0.500	0	0	0	0	0	0	0	0	0	1	3	4	
2007-08	DID NOT PLAY																					
2008-09	2	0	2	0	0	4	7	0	0.000	0	1	0	0	2	3	0	1	0	0	2	4	
2009-10	2	0	1	0	1	4	8	1	0.250	0	1	0	0	1	4	0	0	0	1	3	4	
2010-11	2	1	1	0	0	7	6	2	0.500	0	1	0	0	3	5	1	0	0	0	4	1	
2011-12	2	1	1	0	0	6	8	2	0.500	0	1	0	0	2	5	1	0	0	0	4	3	
2012-13	DID NOT PLAY																					
2013-14	2	2	0	0	0	6	3	4	1.000	1	0	0	0	3	2	1	0	0	0	3	1	
2014-15	2	0	1	0	1	5	11	1	0.250	0	0	0	1	3	4	0	1	0	0	2	7	
2015-16	2	1	1	0	0	8	6	2	0.500	0	1	0	0	1	4	1	0	0	0	7	2	
2016-17	2	0	2	0	0	3	7	0	0.000	0	1	0	0	0	2	0	1	0	0	3	5	
2017-18	2	1	1	0	0	7	8	2	0.500	0	1	0	0	1	6	1	0	0	0	6	2	
1992-2018	41	18	16	4	3	121	117	43	0.524	8	10	2	1	58	65	10	6	2	2	63	52	



VS OTTAWA SENATORS

EDMONTON OILERS VS OTTAWA SENATORS

2017-18 RESULTS & STATISTICS

* Overtime ** Shootout

AT EDMONTON

14 Oct '17

SCORE

OTT 6 @ EDM 1

WINNING GOAL

Derick Brassard

AT OTTAWA

22 Mar '18

SCORE

EDM 6 @ OTT 2

WINNING GOAL

Ryan Nugent-Hopkins

OILERS	GP	G	A	P	+/-	PIM	PP	SH
Connor McDavid	2	2	3	5	3	0	0	0
Ryan Nugent-Hopkins	2	1	2	3	4	0	0	0
Darnell Nurse	2	0	3	3	3	2	0	0
Drake Caggiula	1	2	0	2	1	0	1	0
Ty Rattie	1	1	1	2	4	0	0	0
Pontus Aberg	1	0	2	2	1	0	0	0
Adam Larsson	2	1	0	1	3	0	0	0
Milan Lucic	2	0	1	1	-1	9	0	0
Kailer Yamamoto	1	0	1	1	-1	0	0	0
Yohann Auvin	2	0	0	0	0	0	0	0
Jujhar Khaira	2	0	0	0	-1	0	0	0
Iiro Pakarinen	2	0	0	0	0	0	0	0
Kris Russell	2	0	0	0	0	0	0	0
Anton Slepyshev	2	0	0	0	-1	0	0	0
Ryan Strome	2	0	0	0	-2	0	0	0
Ethan Bear	1	0	0	0	0	2	0	0
Matt Benning	1	0	0	0	0	0	0	0
Leon Draisaitl	1	0	0	0	1	0	0	0
Eric Gryba	1	0	0	0	-1	14	0	0
Jussi Jokinen	1	0	0	0	0	0	0	0
Zack Kassian	1	0	0	0	0	4	0	0
Oscar Klefbom	1	0	0	0	-1	0	0	0
Mark Letestu	1	0	0	0	0	0	0	0
Patrick Maroon	1	0	0	0	-2	0	0	0
Jesse Puljujarvi	1	0	0	0	-1	0	0	0

SENATORS	GP	G	A	P	+/-	PIM	PP	SH
Mike Hoffman	2	2	1	3	0	0	0	0
Kyle Turris	1	2	1	3	1	2	1	0
Thomas Chabot	2	0	2	2	-2	0	0	0
Zack Smith	2	0	2	2	1	4	0	0
Mark Stone	1	0	2	2	0	0	0	0
Derick Brassard	1	1	0	1	0	0	1	0
Filip Chlapik	1	1	0	1	1	2	0	0
Matt Duchene	1	1	0	1	-2	0	1	0
Chris Wideman	1	1	0	1	1	0	1	0
Alexandre Burrows	2	0	1	1	0	0	0	0
Cody Ceci	2	0	1	1	-1	0	0	0
Tom Pyatt	2	0	1	1	-1	0	0	0
Bobby Ryan	2	0	1	1	0	2	0	0
Marian Gaborik	1	0	1	1	1	0	0	0
Dion Phaneuf	1	0	1	1	1	0	0	0
Mark Borowiecki	2	0	0	0	-2	7	0	0
Fredrik Claesson	2	0	0	0	-1	0	0	0
Ryan Dzingel	2	0	0	0	-2	0	0	0
Jean-Gabriel Pageau	2	0	0	0	-2	4	0	0
Ben Harpur	1	0	0	0	-1	2	0	0
Max McCormick	1	0	0	0	0	0	0	0
Johnny Oduya	1	0	0	0	1	0	0	0
Magnus Paajarvi	1	0	0	0	-2	0	0	0
Nate Thompson	1	0	0	0	0	0	0	0
Christian Wolanin	1	0	0	0	0	0	0	0

OILERS GOALTENDERS	GP	MIN	W-L-OT	GA	SA	SV	GAA	SV%
Cam Talbot	2	101	1-1-0	6	58	52	3.56	.897
Laurent Brossoit	1	19	0-0-0	2	8	6	6.34	.750

SENATORS GOALTENDERS	GP	MIN	W-L-OT	GA	SA	SV	GAA	SV%
Mike Condon	1	60	1-0-0	1	36	35	1.00	.972
Craig Anderson	1	60	0-1-0	6	38	32	6.02	.842

GOALS BY PERIOD	1	2	3	OT	TOTAL
Oilers	1	1	5	0	7
Senators	2	1	5	0	8

SHOTS BY PERIOD	1	2	3	OT	TOTAL
Oilers	29	27	18	0	74
Senators	20	23	23	0	66

POWERPLAY	PPG	ATT	PCT.
Oilers	1	8	12.5
Senators	4	7	57.1

PENALTY KILLING	PK	TSH	PCT.
Oilers	3	7	42.9
Senators	7	8	87.5



PHILADELPHIA FLYERS

Wells Fargo Center
3601 S. Broad St.
Philadelphia, PA 19148

O: 215-465-4500
Website: www.nhl.com/flyers
Twitter: @NHLFlyers
Arena Capacity: 19,306

2018-19 GAMES VS PHILADELPHIA

AT EDMONTON – December 14

AT PHILADELPHIA – February 2

CLUB DIRECTORY

Governor/President & COO, Comcast Spectacor	Dave Scott
President, Philadelphia Flyers	Paul Holmgren
Executive Vice President/General Manager	Ron Hextall
Alternate Governors	Paul Holmgren, Shawn Tilger, Phil Weinberg

EDMONTON OILERS VS PHILADELPHIA FLYERS

YEARLY RECORD 1979-80 TO 2017-18

SEASON										AT EDMONTON						AT PHILADELPHIA					
	GP	W	L	T	OTL	GF	GA	PTS	PCT.	W	L	T	OTL	GF	GA	W	L	T	OTL	GF	GA
1979-80	4	0	3	1	0	11	17	1	0.125	0	1	1	0	5	7	0	2	0	0	6	10
1980-81	4	2	2	0	0	13	15	4	0.500	1	1	0	0	7	4	1	1	0	0	6	11
1981-82	3	2	1	0	0	16	17	4	0.667	2	0	0	0	14	9	0	1	0	0	2	8
1982-83	3	1	2	0	0	9	14	2	0.333	0	1	0	0	2	4	1	1	0	0	7	10
1983-84	3	0	2	1	0	9	12	1	0.167	0	1	1	0	6	8	0	1	0	0	3	4
1984-85	3	0	3	0	0	11	17	0	0.000	0	1	0	0	2	5	0	2	0	0	9	12
1985-86	3	2	1	0	0	9	9	4	0.667	2	0	0	0	6	4	0	1	0	0	3	5
1986-87	3	1	2	0	0	9	11	2	0.333	1	0	0	0	6	4	0	2	0	0	3	7
1987-88	3	2	1	0	0	14	7	4	0.667	2	0	0	0	13	4	0	1	0	0	1	3
1988-89	3	1	0	2	0	8	6	4	0.667	0	0	1	0	1	1	1	0	1	0	7	5
1989-90	3	2	1	0	0	8	9	4	0.667	2	0	0	0	7	4	0	1	0	0	1	5
1990-91	3	3	0	0	0	16	10	6	1.000	1	0	0	0	5	4	2	0	0	0	11	6
1991-92	3	1	2	0	0	10	13	2	0.333	1	0	0	0	4	2	0	2	0	0	6	11
1992-93	2	0	1	1	0	2	6	1	0.250	0	0	1	0	2	2	0	1	0	0	0	4
1993-94	2	2	0	0	0	5	2	4	1.000	1	0	0	0	3	1	1	0	0	0	2	1
1994-95										DID NOT PLAY											
1995-96	2	1	1	0	0	4	9	2	0.500	1	0	0	0	3	2	0	1	0	0	1	7
1996-97	2	0	2	0	0	8	11	0	0.000	0	1	0	0	4	6	0	1	0	0	4	5
1997-98	2	0	2	0	0	3	9	0	0.000	0	1	0	0	1	3	0	1	0	0	2	6
1998-99	2	0	0	2	0	5	5	2	0.500	0	0	1	0	3	3	0	0	1	0	2	2
1999-00	1	1	0	0	0	3	2	2	1.000	0	0	0	0	0	0	1	0	0	0	3	2
2000-01	2	0	2	0	0	2	6	0	0.000	0	1	0	0	2	4	0	1	0	0	0	2
2001-02	1	1	0	0	0	3	2	2	1.000	0	0	0	0	0	0	1	0	0	0	3	2
2002-03	1	0	0	1	0	2	2	1	0.500	0	0	1	0	2	2	0	0	0	0	0	0
2003-04	1	1	0	0	0	3	0	2	1.000	0	0	0	0	0	0	1	0	0	0	3	0
2004-05										DID NOT PLAY											
2005-06	1	1	0	0	0	3	2	2	1.000	0	0	0	0	0	0	1	0	0	0	3	2
2006-07										DID NOT PLAY											
2007-08	1	1	0	0	0	5	3	2	1.000	1	0	0	0	5	3	0	0	0	0	0	0
2008-09	1	1	0	0	0	5	4	2	1.000	0	0	0	0	0	0	1	0	0	0	5	4
2009-10	1	1	0	0	0	1	0	2	1.000	1	0	0	0	1	0	0	0	0	0	0	0
2010-11	1	0	1	0	0	1	4	0	0.000	0	0	0	0	0	0	0	1	0	0	1	4
2011-12	1	1	0	0	0	2	0	2	1.000	1	0	0	0	2	0	0	0	0	0	0	0
2012-13										DID NOT PLAY											
2013-14	2	0	1	0	1	5	8	1	0.250	0	0	0	1	3	4	0	1	0	0	2	4
2014-15	2	1	1	0	0	6	8	2	0.500	1	0	0	0	5	4	0	1	0	0	1	4
2015-16	2	2	0	0	0	8	2	4	1.000	1	0	0	0	4	2	1	0	0	0	4	0
2016-17	2	1	1	0	0	11	9	2	0.500	1	0	0	0	6	3	0	1	0	0	5	6
2017-18	2	0	2	0	0	3	6	0	0.000	0	1	0	0	2	4	0	1	0	0	1	2
1979-2018	75	32	34	8	1	233	257	73	0.487	20	9	6	1	126	103	12	25	2	0	107	154



EDMONTON OILERS VS PHILADELPHIA FLYERS

2017-18 RESULTS & STATISTICS

* Overtime ** Shootout

AT EDMONTON

06 Dec '17

SCORE

PHI 4 @ EDM 2

WINNING GOAL

Michael Raffl

AT PHILADELPHIA

21 Oct '17

SCORE

EDM 1 @ PHI 2

WINNING GOAL

Wayne Simmonds

OILERS	GP	G	A	P	+/-	PIM	PP	SH
Patrick Maroon	2	1	1	2	1	2	0	0
Ryan Nugent-Hopkins	2	1	0	1	-2	0	0	0
Leon Draisaitl	1	1	0	1	0	2	0	1
Connor McDavid	2	0	1	1	1	2	0	0
Michael Cammalleri	1	0	1	1	0	0	0	0
Matt Benning	2	0	0	0	0	4	0	0
Eric Gryba	2	0	0	0	1	0	0	0
Zack Kassian	2	0	0	0	-1	0	0	0
Oscar Klefbom	2	0	0	0	0	2	0	0
Mark Letestu	2	0	0	0	-2	0	0	0
Milan Lucic	2	0	0	0	-2	0	0	0
Darnell Nurse	2	0	0	0	-1	0	0	0
Kris Russell	2	0	0	0	-1	0	0	0
Ryan Strome	2	0	0	0	-1	0	0	0
Yohann Auvin	1	0	0	0	0	0	0	0
Drake Cagigiula	1	0	0	0	0	0	0	0
Jussi Jokinen	1	0	0	0	0	0	0	0
Juhar Khaira	1	0	0	0	-1	0	0	0
Adam Larsson	1	0	0	0	0	0	0	0
Brad Malone	1	0	0	0	0	2	0	0
Iiro Pakarinen	1	0	0	0	0	0	0	0
Jesse Puljujarvi	1	0	0	0	0	0	0	0
Anton Slepyshev	1	0	0	0	0	0	0	0
Kailer Yamamoto	1	0	0	0	1	0	0	0

FLYERS	GP	G	A	P	+/-	PIM	PP	SH
Wayne Simmonds	2	2	2	4	1	0	0	0
Claude Giroux	2	1	2	3	1	0	1	0
Valtteri Filppula	2	0	2	2	2	0	0	0
Michael Raffl	2	1	0	1	1	2	0	0
Dale Weise	2	1	0	1	-1	0	0	0
Jordan Weal	1	1	0	1	0	0	1	0
Sean Couturier	2	0	1	1	0	0	0	0
Shayne Gostisbehere	2	0	1	1	0	0	0	0
Ivan Provorov	2	0	1	1	1	0	0	0
Jakub Voracek	2	0	1	1	-1	0	0	0
Jori Lehtera	1	0	1	1	1	0	0	0
Robert Hagg	2	0	0	0	1	2	0	0
Travis Konecny	2	0	0	0	-1	0	0	0
Scott Laughton	2	0	0	0	0	4	0	0
Andrew MacDonald	2	0	0	0	1	0	0	0
Nolan Patrick	2	0	0	0	-1	0	0	0
Travis Sanheim	2	0	0	0	0	2	0	0
Mark Alt	1	0	0	0	0	0	0	0
Radko Gudas	1	0	0	0	0	0	0	0
Taylor Leier	1	0	0	0	0	0	0	0
Matt Read	1	0	0	0	0	0	0	0

OILERS GOALTENDERS

	GP	MIN	W-L-OT
Cam Talbot	1	59	0-1-0
Laurent Brossoit	1	59	0-1-0

GA	SA	SV	GAA	SV%
2	24	22	2.03	.917
3	32	29	3.05	.906

FLYERS GOALTENDERS

	GP	MIN	W-L-OT
Brian Elliott	2	120	2-0-0

GA	SA	SV	GAA	SV%
3	50	47	1.50	.940

GOALS BY PERIOD

	1	2	3	OT	TOTAL
Oilers	0	2	1	0	3
Flyers	1	2	3	0	6

SHOTS BY PERIOD

	1	2	3	OT	TOTAL
Oilers	14	20	16	0	50
Flyers	22	21	14	0	57

POWERPLAY

	PPG	ATT	PCT.
Oilers	0	5	0.0
Flyers	2	6	33.3

PENALTY KILLING

	PK	TSH	PCT.
Oilers	4	6	66.7
Flyers	5	5	100.0



PITTSBURGH PENGUINS

PPG Paints Arena
1001 Fifth Ave.
Pittsburgh, PA 15219

O: 412-642-1300, F: 412-255-1980

Website: www.nhl.com/penguins

Twitter: @penguins

PR Twitter: @PenguinsPR

Arena Capacity: 18,387

2018-19 GAMES VS PITTSBURGH

AT EDMONTON – October 23

AT PITTSBURGH – February 13

CLUB DIRECTORY

Chairman	Mario Lemieux
CEO/President	David Morehouse
Executive Vice President/General Manager	Jim Rutherford
Assistant General Managers	Bill Guerin, Jason Karmanos
Head Coach	Dave Hakstol
Assistant Coach	Gord Murphy
Assistant Coach	Kris Knoblauch
Assistant Coach	Ian Laperriere
Goaltending Coach	Kim Dillabaugh
Video Coach	Adam Patterson

EDMONTON OILERS VS PITTSBURGH PENGUINS

YEARLY RECORD 1979-80 TO 2017-18

SEASON										AT EDMONTON					AT PITTSBURGH							
	GP	W	L	T	OTL	GF	GA	PTS	PCT.	W	L	T	OTL	GF	GA	W	L	T	OTL	GF	GA	
1979-80	4	3	1	0	0	22	12	6	0.750					13	5		1	1	0	0	9	7
1980-81	4	2	1	1	0	20	18	5	0.625	1	0	1	0	11	10	1	1	0	0	9	8	
1981-82	3	3	0	0	0	22	8	6	1.000	2	0	0	0	18	7	1	0	0	0	4	1	
1982-83	3	2	1	0	0	21	14	4	0.667	1	0	0	0	7	2	1	1	0	0	14	12	
1983-84	3	3	0	0	0	23	8	6	1.000	2	0	0	0	14	6	1	0	0	0	9	2	
1984-85	3	1	1	1	0	12	10	3	0.500	1	0	0	0	6	3	0	1	1	0	6	7	
1985-86	3	2	1	0	0	17	13	4	0.667	1	1	0	0	9	10	1	0	0	0	8	3	
1986-87	3	2	1	0	0	10	9	4	0.667	1	0	0	0	4	2	1	1	0	0	6	7	
1987-88	3	3	0	0	0	17	8	6	1.000	2	0	0	0	11	4	1	0	0	0	6	4	
1988-89	3	2	1	0	0	15	12	4	0.667	0	1	0	0	4	7	2	0	0	0	11	5	
1989-90	3	1	2	0	0	8	12	2	0.333	1	1	0	0	5	6	0	1	0	0	3	6	
1990-91	3	2	1	0	0	15	14	4	0.667	1	0	0	0	7	5	1	1	0	0	8	9	
1991-92	3	1	2	0	0	14	14	2	0.333	1	0	0	0	5	3	0	2	0	0	9	11	
1992-93	3	2	1	0	0	11	11	4	0.667	1	1	0	0	6	7	1	0	0	0	5	4	
1993-94	2	1	1	0	0	8	7	2	0.500	1	0	0	0	5	3	0	1	0	0	3	4	
1994-95										DID NOT PLAY												
1995-96	2	0	2	0	0	8	10	0	0.000	0	1	0	0	4	5	0	1	0	0	4	5	
1996-97	2	1	1	0	0	7	7	2	0.500	1	0	0	0	5	2	0	1	0	0	2	5	
1997-98	2	1	1	0	0	6	7	2	0.500	1	0	0	0	4	3	0	1	0	0	2	4	
1998-99	2	1	0	1	0	6	3	3	0.750	1	0	0	0	4	1	0	0	1	0	2	2	
1999-00	2	0	1	1	0	4	5	1	0.250	0	1	0	0	2	3	0	0	1	0	2	2	
2000-01	1	0	1	0	0	2	5	0	0.000	0	0	0	0	0	0	0	1	0	0	2	5	
2001-02	1	0	1	0	0	0	1	0	0.000	0	1	0	0	0	1	0	0	0	0	0	0	
2002-03	1	0	0	0	1	3	4	1	0.500	0	0	0	0	0	0	0	0	0	1	3	4	
2003-04	1	1	0	0	0	4	3	2	1.000	1	0	0	0	4	3	0	0	0	0	0	0	
2004-05										DID NOT PLAY												
2005-06	1	1	0	0	0	3	1	2	1.000	0	0	0	0	0	0	1	0	0	0	3	1	
2006-07										DID NOT PLAY												
2007-08	1	0	1	0	0	2	4	0	0.000	0	1	0	0	2	4	0	0	0	0	0	0	
2008-09	1	0	1	0	0	4	5	0	0.000	0	0	0	0	0	0	0	1	0	0	4	5	
2009-10	1	0	1	0	0	2	3	0	0.000	0	1	0	0	2	3	0	0	0	0	0	0	
2010-11	1	0	1	0	0	1	5	0	0.000	0	0	0	0	0	0	0	1	0	0	1	5	
2011-12	1	1	0	0	0	2	1	2	1.000	1	0	0	0	2	1	0	0	0	0	0	0	
2012-13										DID NOT PLAY												
2013-14	2	1	1	0	0	6	6	2	0.500	1	0	0	0	4	3	0	1	0	0	2	3	
2014-15	2	0	2	0	0	4	8	0	0.000	0	1	0	0	0	2	0	1	0	0	4	6	
2015-16	2	1	1	0	0	4	4	2	0.500	0	1	0	0	1	2	1	0	0	0	3	2	
2016-17	2	0	1	0	1	5	7	1	0.250	0	0	0	1	2	3	0	1	0	0	3	4	
2017-18	2	0	1	0	1	3	5	1	0.250	0	1	0	0	2	3	0	0	0	1	1	2	
1979-2018	76	38	31	4	3	311	264	83	0.546	24	12	1	1	163	119	14	19	3	2	148	145	



EDMONTON OILERS VS PITTSBURGH PENGUINS

2017-18 RESULTS & STATISTICS

* Overtime ** Shootout

AT EDMONTON

01 Nov '17

SCORE

PIT 3 @ EDM 2

WINNING GOAL

Evgeni Malkin

AT PITTSBURGH

24 Oct '17

SCORE

* EDM 1 @ PIT 2

WINNING GOAL

Phil Kessel

OILERS	GP	G	A	P	+/-	PIM	PP	SH
Connor McDavid	2	1	2	3	1	0	0	0
Patrick Maroon	2	0	2	2	0	0	0	0
Leon Draisaitl	2	1	0	1	0	0	0	0
Ryan Nugent-Hopkins	2	1	0	1	-1	4	1	0
Oscar Klefbom	2	0	1	1	0	0	0	0
Yohann Auvin	2	0	0	0	-1	2	0	0
Matt Benning	2	0	0	0	-1	2	0	0
Drake Caggiula	2	0	0	0	0	0	0	0
Zack Kassian	2	0	0	0	0	2	0	0
Adam Larsson	2	0	0	0	1	2	0	0
Mark Letestu	2	0	0	0	0	0	0	0
Milan Lucic	2	0	0	0	-1	0	0	0
Darnell Nurse	2	0	0	0	0	7	0	0
Iiro Pakarinen	2	0	0	0	0	0	0	0
Kris Russell	2	0	0	0	0	0	0	0
Ryan Strome	2	0	0	0	0	0	0	0
Kailer Yamamoto	2	0	0	0	-1	0	0	0
Jujhar Khaira	1	0	0	0	0	0	0	0
Anton Slepyshev	1	0	0	0	0	0	0	0

PENGUINS	GP	G	A	P	+/-	PIM	PP	SH
Phil Kessel	2	1	2	3	0	0	0	0
Evgeni Malkin	2	1	1	2	0	0	1	0
Kris Letang	2	0	2	2	0	0	0	0
Ian Cole	2	1	0	1	1	2	0	0
Patric Hornqvist	2	1	0	1	0	2	1	0
Conor Sheary	2	1	0	1	0	0	0	0
Sidney Crosby	2	0	1	1	0	2	0	0
Olli Maatta	2	0	1	1	-1	2	0	0
Ryan Reaves	2	0	1	1	1	5	0	0
Riley Sheahan	2	0	1	1	1	0	0	0
Brian Dumoulin	2	0	0	0	2	0	0	0
Jake Guentzel	2	0	0	0	0	6	0	0
Tom Kuhnhackl	2	0	0	0	0	0	0	0
Greg McKegg	2	0	0	0	0	0	0	0
Chad Ruhwedel	2	0	0	0	-1	0	0	0
Bryan Rust	2	0	0	0	-1	0	0	0
Josh Archibald	1	0	0	0	0	0	0	0
Frank Corrado	1	0	0	0	0	0	0	0
Carl Hagelin	1	0	0	0	1	0	0	0
Justin Schultz	1	0	0	0	0	0	0	0

OILERS GOALTENDERS

Cam Talbot

GP

2

MIN

119

W-L-OT

0-1-1

GA

5

SA

74

SV

69

GAA

2.51

SV%

.932

PENGUINS GOALTENDERS

Matt Murray

GP

2

MIN

121

W-L-OT

2-0-0

GA

3

SA

67

SV

64

GAA

1.49

SV%

.955

GOALS BY PERIOD

	1	2	3	OT	TOTAL
Oilers	0	2	1	0	3
Penguins	0	2	2	1	5

SHOTS BY PERIOD

	1	2	3	OT	TOTAL
Oilers	20	27	19	1	67
Penguins	25	25	21	3	74

POWERPLAY

	PPG	ATT	PCT.
Oilers	1	7	14.3
Penguins	2	7	28.6

PENALTY KILLING

	PK	TSH	PCT.
Oilers	5	7	71.4
Penguins	6	7	85.7

**SAN JOSE SHARKS**

SAP Center at San Jose
525 W. Santa Clara St.
San Jose, CA 95113

O: 408-287-7070, F: 408-999-5797

Website: www.nhl.com/sharks

Twitter: @SanJoseSharks

PR Twitter: @SanJoseSharksPR

Arena Capacity: 17,562

2018-19 GAMES VS SAN JOSE

AT EDMONTON — December 29, February 9, April 4

AT SAN JOSE — November 20, January 8

CLUB DIRECTORY

Ownership Group	Hasso Plattner, Gordon Russell, Rudy Staedler, Gary Valenzuela
General Manager	Doug Wilson
Assistant General Managers	Joe Will, Tim Burke
Head Coach	Peter DeBoer
Assistant Coach	Steve Spott
Assistant Coach	Rob Zettler
Assistant Coach	Dave Barr
Assistant Coach/Goaltending Coach	Johan Hedberg
Video Coach	Dan Darrow

EDMONTON OILERS VS SAN JOSE SHARKS**YEARLY RECORD 1992-93 TO 2017-18**

										AT EDMONTON					AT SAN JOSE						
SEASON	GP	W	L	T	OTL	GF	GA	PTS	PCT.	W	L	T	OTL	GF	GA	W	L	T	OTL	GF	GA
1991-92	7	3	3	1	0	29	28	7	0.500	3	0	1	0	22	11	0	3	0	0	7	17
1992-93	7	5	2	0	0	26	18	10	0.714	3	0	0	0	14	3	2	2	0	0	12	15
1993-94	6	2	2	2	0	16	17	6	0.500	2	0	1	0	11	8	0	2	1	0	5	9
1994-95	5	3	2	0	0	17	16	6	0.600	2	1	0	0	12	9	1	1	0	0	5	7
1995-96	5	3	1	1	0	20	13	7	0.700	1	0	1	0	5	3	2	1	0	0	15	10
1996-97	6	4	2	0	0	21	13	8	0.667	2	1	0	0	9	6	2	1	0	0	12	7
1997-98	5	3	2	0	0	17	11	6	0.600	2	1	0	0	10	5	1	1	0	0	7	6
1998-99	4	2	1	1	0	16	14	5	0.625	1	1	0	0	8	7	1	0	1	0	8	7
1999-00	4	1	1	1	1	5	6	4	0.500	0	1	1	0	1	2	1	0	0	1	4	4
2000-01	4	0	1	3	0	8	13	3	0.375	0	0	2	0	5	5	0	1	1	0	3	8
2001-02	4	1	2	0	1	11	13	3	0.375	1	1	0	0	4	4	0	1	0	1	7	9
2002-03	4	1	1	2	0	13	13	4	0.500	1	0	1	0	5	4	0	1	1	0	8	9
2003-04	4	2	1	1	0	13	8	5	0.625	1	1	0	0	6	4	1	0	1	0	7	4
2004-05	DID NOT PLAY																				
2005-06	4	3	1	0	0	10	10	6	0.750	2	0	0	0	5	3	1	1	0	0	5	7
2006-07	4	2	2	0	0	10	14	4	0.500	1	1	0	0	7	9	1	1	0	0	3	5
2007-08	4	3	1	0	0	8	8	6	0.750	1	1			0	3	5	2	0	0	0	5
2008-09	4	1	3	0	0	7	12	2	0.250	0	2	0	0	2	6	1	1	0	0	5	6
2009-10	4	1	2	0	1	12	14	3	0.375	1	0	0	1	9	6	0	2	0	0	3	8
2010-11	4	1	3	0	0	10	14	2	0.250	0	2	0	0	4	10	1	1	0	0	6	4
2011-12	4	2	2	0	0	9	9	4	0.500	1	1	0	0	4	4	1	1	0	0	5	5
2012-13	3	0	1	0	2	8	13	2	0.333	0	1	0	1	6	10	0	0	0	1	2	3
2013-14	5	1	4	0	0	11	18	2	0.200	1	2	0	0	6	8	0	2	0	0	5	10
2014-15	5	2	3	0	0	13	17	4	0.400	1	1	0	0	3	4	1	2	0	0	10	13
2015-16	4	2	1	0	1	11	11	5	0.625	1	1	0	0	4	6	1	0	0	1	7	5
2016-17	5	3	1	0	1	16	13	7	0.700	1	1	0	0	6	7	2	0	0	1	10	6
2017-18	4	1	2	0	1	14	18	3	0.375	1	0	0	1	8	7	0	2	0	0	6	11
1991-2018	119	52	47	12	8	351	354	124	0.521	30	20	7	3	179	156	22	27	5	5	172	198



EDMONTON OILERS VS SAN JOSE SHARKS

2017-18 RESULTS & STATISTICS

* Overtime ** Shootout

AT EDMONTON

SCORE

WINNING GOAL

AT SAN JOSE

SCORE

WINNING GOAL

14 Mar '18

* SJS 4 @ EDM 3

Tomas Hertl

27 Feb '18

EDM 2 @ SJS 5

Timo Meier

18 Dec '17

SJS 3 @ EDM 5

Patrick Maroon

10 Feb '18

EDM 4 @ SJS 6

Joakim Ryan

OILERS	GP	G	A	P	+/-	PIM	PP	SH
Leon Draisaitl	4	1	3	4	-5	2	0	0
Oscar Klefbom	4	1	3	4	-1	0	0	0
Ryan Strome	4	2	1	3	-1	4	0	0
Zack Kassian	3	2	1	3	2	2	0	0
Ryan Nugent-Hopkins	2	2	1	3	3	0	0	0
Connor McDavid	4	1	2	3	0	0	0	0
Drake Caggiula	3	1	1	2	2	4	0	0
Patrick Maroon	2	1	1	2	0	0	0	0
Jujhar Khaira	4	0	2	2	3	2	0	0
Michael Cammalleri	3	0	2	2	-2	0	0	0
Pontus Aberg	2	0	2	2	2	2	0	0
Jesse Puljujarvi	4	1	0	1	-2	0	0	0
Brandon Davidson	2	1	0	1	-1	0	0	0
Mark Letestu	2	1	0	1	1	0	0	0
Matt Benning	3	0	1	1	0	2	0	0
Kris Russell	3	0	1	1	0	2	0	0
Yohann Auivitu	2	0	1	1	0	0	0	0
Andrej Sekera	2	0	1	1	-1	0	0	0
Milan Lucic	4	0	0	0	-5	0	0	0
Darnell Nurse	4	0	0	0	-1	0	0	0
Adam Larsson	3	0	0	0	1	0	0	0
Iiro Pakarinen	3	0	0	0	1	0	0	0
Anton Slepyshev	2	0	0	0	-4	2	0	0
Ethan Bear	1	0	0	0	0	0	0	0
Ty Rattie	1	0	0	0	-2	0	0	0
Nathan Walker	1	0	0	0	0	2	0	0

SHARKS	GP	G	A	P	+/-	PIM	PP	SH
Joe Pavelski	4	4	6	10	4	2	1	0
Tomas Hertl	4	4	1	5	3	4	0	0
Logan Couture	3	2	3	5	2	2	1	0
Joakim Ryan	3	2	1	3	5	0	0	0
Mikkel Boedker	4	0	3	3	1	0	0	0
Brent Burns	4	0	3	3	1	2	0	0
Kevin Labanc	4	0	3	3	-2	2	0	0
Justin Braun	4	1	1	2	2	2	0	0
Timo Meier	4	1	1	2	-1	4	0	0
Chris Tierney	4	1	1	2	-4	0	0	0
Joonas Donskoi	4	0	2	2	1	0	0	0
Melker Karlsson	4	0	2	2	-2	0	0	0
Evander Kane	2	0	2	2	2	2	0	0
Brenden Dillon	4	1	0	1	0	0	0	0
Barclay Goodrow	2	1	0	1	0	0	0	0
Marcus Sorensen	2	1	0	1	-1	0	0	0
Eric Fehr	2	0	1	1	2	0	0	0
Jannik Hansen	1	0	1	1	0	0	0	0
Dylan DeMelo	4	0	0	0	-4	0	0	0
Marc-Edouard Vlasic	4	0	0	0	0	0	0	0
Danny O'Regan	2	0	0	0	1	0	0	0
Tim Heed	1	0	0	0	-1	0	0	0
Joe Thornton	1	0	0	0	-2	0	0	0
Joel Ward	1	0	0	0	0	0	0	0

OILERS GOALTENDERS

GP

MIN

W-L-OT

GA

SA

SV

GAA

SV%

Cam Talbot

2

119

1-1-0

7

57

50

3.53

.877

Al Montoya

2

122

0-1-1

9

69

60

4.41

.870

SHARKS GOALTENDERS

GP

MIN

W-L-OT

GA

SA

SV

GAA

SV%

Martin Jones

3

181

2-1-0

9

82

73

2.98

.890

Aaron Dell

1

60

1-0-0

4

31

27

4.00

.871

GOALS BY PERIOD

1

2

3

OT

TOTAL

Oilers

4

5

5

0

14

Sharks

4

7

6

1

18

SHOTS BY PERIOD

1

2

3

OT

TOTAL

Oilers

42

30

40

2

114

Sharks

38

47

40

3

128

POWERPLAY

PPG

ATT

PCT.

Oilers

0

8

0.0

Sharks

2

11

18.2

PENALTY KILLING

PK

TSH

PCT.

Oilers

9

11

81.8

Sharks

8

8

100.0

**ST. LOUIS BLUES**

Enterprise Center
1401 Clark Ave. at Brett Hull Way
St. Louis, MO 63103

O: 314-622-2500, F: 314-622-2582

Website: www.nhl.com/blues

Twitter: @StLouisBlues

Arena Capacity: 18,400

2018-19 GAMES VS ST. LOUIS

AT EDMONTON – December 18

AT ST. LOUIS – December 5, March 19

CLUB DIRECTORY

Chairman/Governor	Tom Stillman
President of Hockey Operations & GM/Alternate Governor	Doug Armstrong
Assistant GM/Director of Amateur Scouting	Bill Armstrong
Senior Advisor to the General Manager	Al MacInnis
Head Coach	Mike Yeo
Associate Coach	Craig Berube
Assistant Coach	Mike Van Ryn, Steve Ott
Goaltending Coach	David Alexander
Video Coach	Sean Ferrell

EDMONTON OILERS VS ST. LOUIS BLUES**YEARLY RECORD 1979-80 TO 2017-18**

SEASON						AT EDMONTON					AT ST. LOUIS				
	GP	W	L	T	OTL	GF	GA	PTS	PCT.	W	L	T	OTL	GF	GA
1979-80	4	0	3	1	0	11	16	1	0.125	0	1	1	0	8	11
1980-81	4	1	2	1	0	22	18	3	0.375	1	1	0	0	13	8
1981-82	3	3	0	0	0	19	11	6	1.000	1	0	0	0	8	6
1982-83	3	2	0	1	0	15	12	5	0.833	1	0	1	0	8	7
1983-84	3	1	2	0	0	13	20	2	0.333	0	1	0	0	1	7
1984-85	3	3	0	0	0	20	9	6	1.000	2	0	0	0	12	7
1985-86	3	1	1	1	0	14	15	3	0.500	1	0	0	0	6	3
1986-87	3	3	0	0	0	15	5	6	1.000	2	0	0	0	11	3
1987-88	3	3	0	0	0	17	11	6	1.000	1	0	0	0	5	2
1988-89	3	3	0	0	0	14	9	6	1.000	2	0	0	0	10	7
1989-90	3	2	0	1	0	17	13	5	0.833	1	0	0	0	8	6
1990-91	3	0	3	0	0	5	11	0	0.000	0	2	0	0	4	9
1991-92	3	1	1	1	0	9	8	3	0.500	1	0	1	0	7	5
1992-93	3	0	2	1	0	6	15	1	0.167	0	1	0	0	1	5
1993-94	4	0	4	0	0	12	19	0	0.000	0	2	0	0	3	7
1994-95	4	2	2	0	0	10	16	4	0.500	2	0	0	0	9	7
1995-96	4	1	3	0	0	14	17	2	0.250	0	2	0	0	6	11
1996-97	4	2	2	0	0	12	9	4	0.500	0	2	0	0	3	6
1997-98	4	4	0	0	0	11	2	8	1.000	2	0	0	0	4	1
1998-99	4	2	2	0	0	12	13	4	0.500	1	1	0	0	5	5
1999-00	4	0	2	1	1	7	11	2	0.250	0	2	0	0	3	6
2000-01	4	2	2	0	0	11	12	4	0.500	2	0	0	0	8	3
2001-02	4	1	2	1	0	6	7	3	0.375	1	0	1	0	3	1
2002-03	4	1	2	1	0	12	11	3	0.375	1	1	0	0	6	2
2003-04	4	1	2	1	0	10	11	3	0.375	1	1	0	0	9	9
2004-05	DID NOT PLAY														
2005-06	4	1	2	0	1	14	13	3	0.375	0	1	0	1	6	9
2006-07	4	1	2	0	1	13	15	3	0.375	1	0	0	1	8	5
2007-08	4	3	1	0	0	15	13	6	0.750	1	1	0	0	7	7
2008-09	4	4	0	0	0	10	5	8	1.000	2	0	0	0	4	2
2009-10	4	1	3	0	0	9	14	2	0.250	0	2	0	0	3	9
2010-11	4	1	3	0	0	5	15	2	0.250	1	1	0	0	2	6
2011-12	4	1	3	0	0	9	12	2	0.250	1	1	0	0	6	7
2012-13	3	1	2	0	0	5	7	2	0.333	0	1	0	0	0	3
2013-14	3	0	3	0	0	4	17	0	0.000	0	2	0	0	2	11
2014-15	3	0	2	0	1	6	10	1	0.167	0	1	0	0	1	2
2015-16	3	1	2	0	0	9	11	2	0.333	1	1	0	0	8	8
2016-17	3	3	0	0	0	8	4	6	1.000	1	0	0	0	3	1
2017-18	3	1	2	0	0	7	14	2	0.333	1	1	0	0	4	6
1979-2017	134	57	62	11	4	428	451	129	0.481	32	29	4	2	215	220
														25	33
														7	2
														213	223



VS ST. LOUIS BLUES

EDMONTON OILERS VS ST. LOUIS BLUES

2017-18 RESULTS & STATISTICS

* Overtime ** Shootout

AT EDMONTON

SCORE

WINNING GOAL

AT ST. LOUIS

SCORE

WINNING GOAL

21 Dec '17

STL 2 @ EDM 3

Drake Caggiula

21 Nov '17

EDM 3 @ STL 8

Brayden Schenn

16 Nov '17

STL 4 @ EDM 1

Alexander Steen

OILERS	GP	G	A	P	+/-	PIM	PP	SH
Ryan Nugent-Hopkins	3	0	4	4	0	0	0	0
Leon Draisaitl	3	1	2	3	-3	0	0	0
Drake Caggiula	3	1	1	2	-2	0	0	0
Milan Lucic	3	1	1	2	-2	16	0	0
Connor McDavid	3	1	1	2	-3	0	0	0
Michael Cammalleri	3	1	0	1	-1	0	0	0
Darnell Nurse	3	1	0	1	0	2	0	0
Ryan Strome	3	1	0	1	-3	0	1	0
Matt Benning	3	0	1	1	-3	7	0	0
Patrick Maroon	3	0	1	1	0	2	0	0
Kris Russell	3	0	1	1	3	0	0	0
Zack Kassian	3	0	0	0	0	7	0	0
Adam Larsson	3	0	0	0	-4	4	0	0
Mark Letestu	3	0	0	0	-1	0	0	0
Jesse Puljujarvi	3	0	0	0	-1	0	0	0
Eric Gryba	2	0	0	0	0	2	0	0
Juhhar Khaira	2	0	0	0	-3	0	0	0
Oscar Klefbom	2	0	0	0	-6	0	0	0
Brandon Davidson	1	0	0	0	0	0	0	0
Iiro Pakarinen	1	0	0	0	0	2	0	0
Andrej Sekera	1	0	0	0	-1	0	0	0

BLUES	GP	G	A	P	+/-	PIM	PP	SH
Brayden Schenn	3	4	4	8	6	2	1	0
Jaden Schwartz	2	1	4	5	5	0	0	0
Vladimir Tarasenko	3	2	2	4	5	5	0	0
Colton Parayko	3	0	4	4	3	0	0	0
Alex Pietrangelo	3	0	4	4	4	0	0	0
Paul Stastny	3	1	2	3	2	0	0	0
Alexander Steen	3	1	1	2	1	0	1	0
Scottie Upshall	3	1	1	2	-1	6	0	0
Dmitrij Jaskin	3	1	0	1	0	0	0	0
Vladimir Sobotka	3	1	0	1	2	0	0	1
Patrik Berglund	1	1	0	1	0	0	0	0
Tage Thompson	1	1	0	1	0	0	0	0
Robert Bortuzzo	3	0	1	1	-1	0	0	0
Kyle Brodziak	3	0	1	1	-2	2	0	0
Chris Thorburn	3	0	1	1	-1	5	0	0
Oskar Sundqvist	2	0	1	1	0	0	0	0
Vince Dunn	3	0	0	0	0	4	0	0
Joel Edmundson	3	0	0	0	4	4	0	0
Magnus Paajarvi	3	0	0	0	0	2	0	0
Jay Bouwmeester	1	0	0	0	1	0	0	0
Carl Gunnarsson	1	0	0	0	1	0	0	0
Jordan Schmalz	1	0	0	0	0	0	0	0

OILERS GOALTENDERS

GP

MIN

W-L-OT

GA

SA

SV

GAA

SV%

Cam Talbot

3

128

1-1-0

8

78

70

3.76

.897

Laurent Brossoit

1

52

0-1-0

6

37

31

6.87

.838

BLUES GOALTENDERS

GP

MIN

W-L-OT

GA

SA

SV

GAA

SV%

Jake Allen

3

180

2-1-0

7

94

87

2.33

.926

GOALS BY PERIOD

1

2

3

OT

TOTAL

Oilers

1

0

6

0

7

Blues

3

3

8

0

14

SHOTS BY PERIOD

1

2

3

OT

TOTAL

Oilers

24

33

37

0

94

Blues

36

48

31

0

115

POWERPLAY

PPG

ATT

PCT.

Oilers

1

7

14.3

Blues

2

8

25.0

PENALTY KILLING

PK

TSH

PCT.

Oilers

6

8

75.0

Blues

6

7

85.7

**TAMPA BAY LIGHTNING**

Amalie Arena
401 Channelside Drive
Tampa, FL 33602

O: 813-301-6500, F: 813-301-1480

Website: www.nhl.com/lightning

Twitter: @TBLightning

Arena Capacity: 19,092

2018-19 GAMES VS TAMPA BAY

AT EDMONTON — December 22

AT TAMPA BAY — November 6

CLUB DIRECTORY

Owner, Governor and Chairman.....	Jeff Vinik
CEO.....	Steve Griggs
Vice President, General Manager and Alternate Governor.....	Julien BriseBois
Senior Advisor to the General Manager.....	Steve Yzerman
Head Coach.....	Jon Cooper
Assistant Coach.....	Todd Richards
Assistant Coach.....	Jeff Halpern
Assistant Coach.....	Derek Lalonde
Goaltending Coach.....	Frantz Jean
Video Coach.....	Nigel Kirwan

EDMONTON OILERS VS TAMPA BAY LIGHTNING**YEARLY RECORD 1992-93 TO 2017-18**

SEASON										AT EDMONTON						AT TAMPA BAY						
	GP	W	L	T	OTL	GF	GA	PTS	PCT.	W	L	T	OTL	GF	GA	W	L	T	OTL	GF	GA	
1992-93	4	2	2	0	0	8	13	4	0.500	2	0	0	0	6	4	0	2	0	0	2	9	
1993-94	2	1	0	1	0	7	6	3	0.750	1	0	0	0	3	2	0	0	1	0	4	4	
1994-95	DID NOT PLAY																					
1995-96	2	1	1	0	0	4	8	2	0.500	0	1	0	0	0	5	1	0	0	0	4	3	
1996-97	2	1	0	1	0	5	3	3	0.750	1	0	0	0	3	1	0	0	1	0	2	2	
1997-98	2	2	0	0	0	6	2	4	1.000	1	0	0	0	4	2	1	0	0	0	2	0	
1998-99	2	1	1	0	0	5	3	2	0.500	0	1	0	0	1	2	1	0	0	0	4	1	
1999-00	2	2	0	0	0	12	4	4	1.000	1	0	0	0	5	1	1	0	0	0	7	3	
2000-01	1	1	0	0	0	5	4	2	1.000	0	0	0	0	0	0	1	0	0	0	5	4	
2001-02	2	2	0	0	0	5	3	4	1.000	1	0	0	0	2	1	1	0	0	0	3	2	
2002-03	1	0	1	0	0	2	3	0	0.000	0	0	0	0	0	0	0	1	0	0	2	3	
2003-04	1	0	1	0	0	2	3	0	0.000	0	1	0	0	2	3	0	0	0	0	0	0	
2004-05	DID NOT PLAY																					
2005-06	DID NOT PLAY																					
2006-07	1	0	1	0	0	1	3	0	0.000	0	1	0	0	1	3	0	0	0	0	0	0	
2007-08	1	0	1	0	0	3	4	0	0.000	0	0	0	0	0	0	0	1	0	0	3	4	
2008-09	1	1	0	0	0	5	3	2	1.000	1	0	0	0	5	3	0	0	0	0	0	0	
2009-10	1	1	0	0	0	3	2	2	1.000	0	0	0	0	0	0	1	0	0	0	3	2	
2010-11	1	1	0	0	0	4	3	2	1.000	1	0	0	0	4	3	0	0	0	0	0	0	
2011-12	1	0	0	0	1	2	3	1	0.500	0	0	0	0	0	0	0	0	0	1	2	3	
2012-13	DID NOT PLAY																					
2013-14	2	1	1	0	0	7	7	2	0.500	1	0	0	0	5	3	0	1	0	0	2	4	
2014-15	2	1	1	0	0	5	5	2	0.500	1	0	0	0	3	2	0	1	0	0	2	3	
2015-16	2	0	2	0	0	6	9	0	0.000	0	1	0	0	2	3	0	1	0	0	4	6	
2016-17	2	1	1	0	0	4	6	2	0.500	1	0	0	0	3	2	0	1	0	0	1	4	
2017-18	2	1	1	0	0	7	5	2	0.500	1	0	0	0	6	2	0	1	0	0	1	3	
1992-2018	37	20	14	2	1	108	102	43	0.581	13	5	0	0	55	42	7	9	2	1	53	60	



EDMONTON OILERS VS TAMPA BAY LIGHTNING

2017-18 RESULTS & STATISTICS

* Overtime ** Shootout

AT EDMONTON

05 Feb '18

SCORE

TBL 2 @ EDM 6

WINNING GOAL

Connor McDavid

AT TAMPA BAY

18 Mar '18

SCORE

EDM 1 @ TBL 3

WINNING GOAL

Nikita Kucherov

OILERS	GP	G	A	P	+/-	PIM	PP	SH
Connor McDavid	2	4	1	5	3	0	1	0
Leon Draisaitl	2	1	2	3	3	4	1	0
Ryan Strome	2	0	2	2	0	4	0	0
Jiri Pakařinen	2	1	0	1	1	0	0	0
Ty Rattie	1	1	0	1	0	0	0	0
Matt Benning	2	0	1	1	1	0	0	0
Michael Cammalleri	2	0	1	1	3	0	0	0
Oscar Klefbom	2	0	1	1	0	0	0	0
Darnell Nurse	2	0	1	1	1	0	0	0
Anton Slepyshev	2	0	1	1	1	0	0	0
Adam Larsson	1	0	1	1	0	0	0	0
Mark Letestu	1	0	1	1	1	0	0	0
Drake Caggiula	2	0	0	0	-1	0	0	0
Juhar Khaira	2	0	0	0	-2	4	0	0
Milan Lucic	2	0	0	0	-1	0	0	0
Jesse Puljujarvi	2	0	0	0	-2	0	0	0
Andrej Sekera	2	0	0	0	1	2	0	0
Ethan Bear	1	0	0	0	-1	2	0	0
Brandon Davidson	1	0	0	0	1	0	0	0
Patrick Maroon	1	0	0	0	0	0	0	0
Ryan Nugent-Hopkins	1	0	0	0	0	0	0	0
Kris Russell	1	0	0	0	1	0	0	0

LIGHTNING	GP	G	A	P	+/-	PIM	PP	SH
Nikita Kucherov	2	2	0	2	-1	2	1	0
Yanni Gourde	2	1	1	2	1	6	1	0
Steven Stamkos	2	0	2	2	-1	2	0	0
Victor Hedman	2	1	0	1	-1	4	0	0
Alex Killorn	2	1	0	1	0	2	0	0
Tyler Johnson	2	0	1	1	0	0	0	0
Brayden Point	2	0	1	1	0	0	0	0
J.T. Miller	1	0	1	1	1	0	0	0
Ryan Callahan	2	0	0	0	-1	0	0	0
Braydon Coburn	2	0	0	0	0	0	0	0
Cory Conacher	2	0	0	0	-1	0	0	0
Chris Kunitz	2	0	0	0	-1	0	0	0
Mikhail Sergachev	2	0	0	0	-1	0	0	0
Anton Stralman	2	0	0	0	-1	0	0	0
Anthony Cirelli	1	0	0	0	0	0	0	0
Jake Dotchin	1	0	0	0	-1	2	0	0
Adam Erne	1	0	0	0	0	0	0	0
Dan Girardi	1	0	0	0	0	0	0	0
Slater Koekoek	1	0	0	0	-1	0	0	0
Ryan McDonagh	1	0	0	0	1	0	0	0
Vladislav Namestnikov	1	0	0	0	-2	2	0	0
Matthew Peca	1	0	0	0	-1	0	0	0
Andrej Sustr	1	0	0	0	0	0	0	0

OILERS GOALTENDERS

	GP	MIN	W-L-OT
Cam Talbot	1	60	1-0-0
Al Montoya	1	59	0-1-0

GA	SA	SV	GAA	SV%
2	34	32	2.00	.941
3	40	37	3.06	.925

LIGHTNING GOALTENDERS

	GP	MIN	W-L-OT
Louis Domingue	2	80	1-0-0
Andrej Vasilevskiy	1	40	0-1-0

GA	SA	SV	GAA	SV%
3	39	36	2.25	.923
4	26	22	6.00	.846

GOALS BY PERIOD

	1	2	3	OT	TOTAL
Oilers	3	2	2	0	7
Lightning	2	1	2	0	5

SHOTS BY PERIOD

	1	2	3	OT	TOTAL
Oilers	21	21	23	0	65
Lightning	27	18	29	0	74

POWERPLAY

	PPG	ATT	PCT.
Oilers	2	9	22.2
Lightning	2	7	28.6

PENALTY KILLING

	PK	TSH	PCT.
Oilers	5	7	71.4
Lightning	7	9	77.80



TORONTO MAPLE LEAFS

Scotiabank Arena

40 Bay St.

Toronto, ON M5J 2X2

Arena Capacity: 18,819

O: 416-815-5700, F: 416-359-9331

Website: www.nhl.com/mapleleafs

Twitter: @MapleLeafs

PR Twitter: @LeafsPR

2018-19 GAMES VS TORONTO

AT EDMONTON – March 9

AT TORONTO – February 27

CLUB DIRECTORY

Chairman of the Board, MLSE/Governor	Larry Tanenbaum, O.C.
President and Alternate Governor	Brendan Shanahan
General Manager	Kyle Dubas
Assistant General Managers	Laurence Gilman, Brandon Pridham
Head Coach	Mike Babcock
Assistant Coach	Jim Hiller
Assistant Coach	D.J. Smith
Assistant Coach	Andrew Brewer
Goaltending Coach	Steve Briere
Video Analyst	Jordan Bean

EDMONTON OILERS VS TORONTO MAPLE LEAFS

YEARLY RECORD 1979-80 TO 2017-18

SEASON						AT EDMONTON					AT TORONTO				
	GP	W	L	T	OTL	GF	GA	PTS	PCT.	W	L	T	OTL	GF	GA
1979-80	4	2	1	1	0	23	18	5	0.625	1	1	0	0	11	9
1980-81	4	2	1	1	0	17	13	5	0.625	1	0	1	0	8	5
1981-82	3	2	1	0	0	12	12	4	0.667	2	0	0	0	11	5
1982-83	3	2	0	1	0	16	10	5	0.833	0	0	1	0	6	6
1983-84	3	2	1	0	0	16	15	4	0.667	2	0	0	0	13	7
1984-85	3	2	0	1	0	19	8	5	0.833	0	0	1	0	3	3
1985-86	3	2	1	0	0	25	17	4	0.667	2	0	0	0	16	6
1986-87	3	2	1	0	0	18	10	4	0.667	1	0	0	0	9	2
1987-88	3	2	0	1	0	15	10	5	0.833	1	0	1	0	9	6
1988-89	3	3	0	0	0	23	5	6	1.000	1	0	0	0	9	1
1989-90	3	1	2	0	0	12	12	2	0.333	1	1	0	0	10	9
1990-91	3	2	1	0	0	9	6	4	0.667	1	0	0	0	3	2
1991-92	3	1	2	0	0	14	17	2	0.333	0	1	0	0	2	5
1992-93	3	0	2	1	0	7	13	1	0.167	0	1	1	0	5	9
1993-94	4	1	2	1	0	15	14	3	0.375	1	1	0	0	8	6
1994-95	4	2	2	0	0	17	14	4	0.500	1	1	0	0	10	9
1995-96	4	0	3	1	0	10	19	1	0.125	0	1	1	0	6	7
1996-97	4	3	1	0	0	17	17	6	0.750	2	0	0	0	10	8
1997-98	4	2	2	0	0	11	13	4	0.500	2	0	0	0	6	4
1998-99	3	0	3	0	0	5	11	0	0.000	0	2	0	0	3	8
1999-00	3	0	2	0	1	4	10	1	0.167	0	1	0	1	2	5
2000-01	3	1	2	0	0	8	8	2	0.333	1	1	0	0	5	4
2001-02	2	1	1	0	0	5	5	2	0.500	1	1	0	0	5	5
2002-03	3	2	1	0	0	10	9	4	0.667	1	1	0	0	5	5
2003-04	2	1	1	0	0	4	6	2	0.500	1	0	0	0	3	2
2004-05										DID NOT PLAY					
2005-06	1	0	1	0	0	2	3	0	0.000	0	1	0	0	2	3
2006-07	1	0	1	0	0	3	4	0	0.000	0	0	0	0	0	0
2007-08										DID NOT PLAY					
2008-09	2	1	1	0	0	6	6	2	0.500	0	1	0	0	2	5
2009-10	2	1	1	0	0	7	7	2	0.500	1	0	0	0	3	1
2010-11	2	1	1	0	0	6	4	2	0.500	0	1	0	0	1	4
2011-12	2	0	1	0	1	6	10	1	0.250	0	0	0	1	3	4
2012-13										DID NOT PLAY					
2013-14	2	0	1	0	1	5	10	1	0.250	0	1	0	0	0	4
2014-15	2	1	1	0	0	5	6	2	0.500	1	0	0	0	4	1
2015-16	2	1	1	0	0	5	5	2	0.500	1	0	0	0	5	2
2016-17	2	0	1	0	1	4	7	1	0.250	0	1	0	0	2	4
2017-18	2	0	2	0	0	4	7	0	0.000	0	1	0	0	4	6
1979-2018	100	43	45	8	4	385	361	98	0.490	26	19	6	2	204	172



EDMONTON OILERS VS TORONTO MAPLE LEAFS

2017-18 RESULTS & STATISTICS

* Overtime ** Shootout

AT EDMONTON

30 Nov '17

SCORE

TOR 6 @ EDM 4

WINNING GOAL

Patrick Marleau

AT TORONTO

10 Dec '17

SCORE

EDM 0 @ TOR 1

WINNING GOAL

Zach Hyman

OILERS	GP	G	A	P	+/-	PIM	PP	SH
Mark Letestu	2	1	2	3	1	0	0	0
Zack Kassian	2	1	1	2	1	7	0	0
Kris Russell	2	1	1	2	1	0	0	0
Jujhar Khaira	2	0	2	2	-1	0	0	0
Darnell Nurse	2	0	2	2	1	2	0	0
Connor McDavid	2	1	0	1	-1	0	0	0
Yohann Auvitu	2	0	0	0	-1	0	0	0
Matt Benning	2	0	0	0	-1	0	0	0
Drake Caggiula	2	0	0	0	0	0	0	0
Leon Draisaitl	2	0	0	0	-2	0	0	0
Oscar Klefbom	2	0	0	0	-1	0	0	0
Milan Lucic	2	0	0	0	0	0	0	0
Patrick Maroon	2	0	0	0	0	0	0	0
Ryan Nugent-Hopkins	2	0	0	0	-1	2	0	0
Jesse Puljujarvi	2	0	0	0	0	0	0	0
Ryan Strome	2	0	0	0	0	0	0	0
Michael Cammalleri	1	0	0	0	0	0	0	0
Brandon Davidson	1	0	0	0	0	0	0	0
Eric Gryba	1	0	0	0	-1	2	0	0
Anton Slepyshev	1	0	0	0	-1	0	0	0

MAPLE LEAFS	GP	G	A	P	+/-	PIM	PP	SH
William Nylander	2	1	3	4	2	0	1	0
Jake Gardiner	2	0	3	3	-1	0	0	0
Dominic Moore	2	1	1	2	2	0	0	0
Auston Matthews	1	1	1	2	-1	0	1	0
Zach Hyman	2	1	0	1	1	0	0	0
Nazem Kadri	2	1	0	1	-1	0	0	0
Patrick Marleau	2	1	0	1	-1	0	0	0
Matt Martin	2	1	0	1	1	7	0	0
Andreas Borgman	2	1	0	0	1	0	0	0
Tyler Bozak	2	0	0	0	0	0	0	0
Connor Brown	2	0	0	0	1	0	0	0
Ron Hainsey	2	0	0	0	1	0	0	0
Leo Komarov	2	0	0	0	-1	0	0	0
Mitchell Marner	2	0	0	0	0	4	0	0
Roman Polak	2	0	0	0	1	6	0	0
Morgan Rielly	2	0	0	0	0	0	0	0
James van Riemsdyk	2	0	0	0	0	0	0	0
Nikita Zaitsev	2	0	0	0	0	0	0	0
Josh Leivo	1	0	0	0	0	0	0	0

OILERS GOALTENDERS

Laurent Brossoit	2	119	0-2-0
------------------	---	-----	-------

GA	SA	SV	GAA	SV%
6	58	52	3.04	.897

MAPLE LEAFS GOALTENDERS

GP	MIN	W-L-OT	
Curtis McElhinney	1	60	1-0-0
Frederik Andersen	1	60	1-0-0

GA	SA	SV	GAA	SV%
0	41	41	0.00	1.000
4	45	41	4.00	.911

GOALS BY PERIOD	1	2	3	OT	TOTAL
Oilers	1	2	1	0	4
Maple Leafs	4	1	2	0	7

SHOTS BY PERIOD	1	2	3	OT	TOTAL
Oilers	19	38	29	0	86
Maple Leafs	27	18	15	0	60

POWERPLAY

PPG	ATT	PCT.
0	6	0.0
2	4	50.0

PENALTY KILLING

PK	TSH	PCT.
2	4	50.0
6	6	100.0



VANCOUVER CANUCKS

Rogers Arena
800 Griffiths Way
Vancouver, BC V6B 6G1

O: 604-899-4700

Arena Capacity: 18,870

Website: www.nhl.com/canucks

Twitter: @VanCanucks

PR Twitter: @CanucksPR

2018-19 GAMES VS VANCOUVER

AT EDMONTON – December 27, March 7

AT VANCOUVER – December 16, January 16

CLUB DIRECTORY

Chairman, VCLP/Governor, NHL	Francesco Aquilini
Alternate Governors, NHL	Roberto Aquilini, Paolo Aquilini, Adrian Montgomery
Chief Operating Officer/Alternate Governor, NHL	Jeff Stiepec
General Manager	Jim Benning
Senior Advisor to the General Manager/Director of Collegiate Scouting	Stan Smyl
Utica Comets General Manager/Senior Director of Player Development	Ryan Johnson
Assistant General Manager	John Weisbrod
Head Coach	Travis Green
Assistant Coach	Nolan Baumgartner
Assistant Coach	Newell Brown
Senior Advisor	Doug Jarvis
Assistant Coach	Manny Malhotra
Director of Goaltending	Dan Cloutier
Goaltending Coach	Ian Clark
Video Coach	Darryl Seward

EDMONTON OILERS VS VANCOUVER CANUCKS

YEARLY RECORD 1979-80 TO 2017-18

LEAGUE RECORD 1979-80 TO 2017-18										AT EDMONTON					AT VANCOUVER						
SEASON	GP	W	L	T	OTL	GF	GA	PTS	PCT.	W	L	T	OTL	GF	GA	W	L	T	OTL	GF	GA
1979-80	4	1	2	1	0	11	17	3	0.375	0	1	1	0	6	9	1	1	0	0	5	8
1980-81	4	2	2	0	0	19	13	4	0.500	1	1	0	0	9	7	1	1	0	0	10	6
1981-82	8	5	2	1	0	36	25	11	0.688	4	0	0	0	26	10	1	2	1	0	10	15
1982-83	8	5	2	1	0	42	25	11	0.688	2	1	1	0	18	13	3	1	0	0	24	12
1983-84	8	6	1	1	0	51	32	13	0.813	3	0	1	0	29	16	3	1	0	0	22	16
1984-85	8	3	3	2	0	38	28	8	0.500	3	1	0	0	22	8	0	2	2	0	16	20
1985-86	8	7	0	1	0	51	23	15	0.938	3	0	1	0	31	12	4	0	0	0	20	11
1986-87	8	7	0	1	0	44	23	15	0.938	4	0	0	0	19	9	3	0	1	0	25	14
1987-88	8	7	0	1	0	46	27	15	0.938	4	0	0	0	25	15	3	0	1	0	21	12
1988-89	8	3	5	0	0	23	30	6	0.375	2	2	0	0	11	13	1	3	0	0	12	17
1989-90	8	6	1	1	0	32	19	13	0.813	3	1	0	0	18	13	3	0	1	0	14	6
1990-91	8	5	3	0	0	41	34	10	0.625	4	0	0	0	23	14	1	3	0	0	18	20
1991-92	7	5	2	0	0	35	26	10	0.714	2	1	0	0	15	9	3	1	0	0	20	17
1992-93	7	2	5	0	0	19	32	4	0.286	2	1	0	0	12	9	0	4	0	0	7	23
1993-94	7	3	4	0	0	26	25	6	0.429	2	2	0	0	15	11	1	2	0	0	11	14
1994-95	5	1	3	1	0	14	24	3	0.300	0	2	0	0	3	10	1	1	1	0	11	14
1995-96	6	2	2	2	0	21	20	6	0.500	1	1	1	0	10	9	1	1	1	0	11	11
1996-97	5	2	2	1	0	19	12	5	0.500	1	1	1	0	8	7	1	1	0	0	11	5
1997-98	5	1	4	0	0	12	20	2	0.200	1	1	0	0	6	8	0	3	0	0	6	12
1998-99	6	5	0	1	0	20	9	11	0.917	3	0	0	0	12	6	2	0	1	0	8	3
1999-00	6	3	1	1	1	20	19	8	0.667	1	1	1	0	8	8	2	0	0	1	12	11
2000-01	5	2	2	0	1	16	18	5	0.500	1	1	0	1	10	11	1	1	0	0	6	7
2001-02	5	2	1	2	0	12	10	6	0.600	1	1	0	0	6	6	1	0	2	0	6	4
2002-03	5	0	2	1	2	13	20	3	0.300	0	2	0	1	7	13	0	0	1	1	6	7
2003-04	6	2	3	0	1	15	20	5	0.417	1	1	0	1	7	10	1	2	0	0	8	10
2004-05	DID NOT PLAY																				
2005-06	8	6	1	0	1	31	27	13	0.813	3	1	0	0	13	11	3	0	0	1	18	16
2006-07	8	2	5	0	1	17	24	5	0.313	1	3	0	0	7	14	1	2	0	1	10	10
2007-08	8	4	4	0	0	16	23	8	0.500	2	2	0	0	10	14	2	2	0	0	6	9
2008-09	6	3	3	0	0	18	19	6	0.500	2	1	0	0	10	7	1	2	0	0	8	12
2009-10	6	2	3	0	1	11	19	5	0.417	2	0	0	1	7	6	0	3	0	0	4	13
2010-11	6	2	4	0	0	13	16	4	0.333	1	2	0	0	6	6	1	2	0	0	7	10
2011-12	6	1	4	0	1	13	22	3	0.250	1	2	0	0	8	11	0	2	0	1	5	11
2012-13	5	3	1	0	1	16	11	7	0.700	2	0	0	1	13	5	1	1	0	0	3	6
2013-14	5	2	3	0	0	12	16	4	0.400	1	1	0	0	6	4	1	2	0	0	6	12
2014-15	5	0	3	0	2	15	21	2	0.200	0	3	0	0	6	10	0	0	0	2	9	11
2015-16	5	3	0	0	2	14	9	8	0.800	2	0	0	0	8	2	1	0	0	2	6	7
2016-17	5	4	0	0	1	14	7	9	0.900	2	0	0	1	9	5	2	0	0	0	5	2
2017-18	4	2	2	0	0	11	9	4	0.500	2	0	0	0	8	4	0	2	0	0	3	5
1979-2018	240	121	85	19	15	877	774	276	0.575	70	37	7	6	467	355	51	48	12	9	410	419



EDMONTON OILERS VS VANCOUVER CANUCKS

2017-18 RESULTS & STATISTICS

* Overtime ** Shootout

AT EDMONTON

SCORE

WINNING GOAL

AT VANCOUVER

SCORE

WINNING GOAL

07 Apr '18

** VAN 2 @ EDM 3

Leon Draisaitl

29 Mar '18

EDM 1 @ VAN 2

Derrick Pouliot

20 Jan '18

VAN 2 @ EDM 5

Jesse Puljujarvi

07 Oct '17

EDM 2 @ VAN 3

Bo Horvat

OILERS	GP	G	A	P	+/	PIM	PP	SH
Leon Draisaitl	4	2	2	4	0	0	1	0
Connor McDavid	4	1	3	4	2	2	0	0
Ryan Nugent-Hopkins	3	2	1	3	2	0	1	0
Patrick Maroon	2	2	1	3	1	2	0	0
Jesse Puljujarvi	3	1	2	3	2	2	0	0
Milan Lucic	4	0	3	3	2	0	0	0
Kris Russell	4	1	1	2	1	0	0	0
Adam Larsson	4	0	2	2	2	2	0	0
Jujhar Khaira	4	1	0	1	-1	2	0	0
Zack Kassian	4	0	1	1	-1	2	0	0
Darnell Nurse	4	0	1	1	2	4	0	0
Andrej Sekera	2	0	1	1	2	0	0	0
Matt Benning	4	0	0	0	-1	2	0	0
Drake Caggiula	4	0	0	0	-1	4	0	0
Ryan Strome	4	0	0	0	-2	7	0	0
Iiro Pakarinen	3	0	0	0	-1	0	0	0
Michael Cammalleri	2	0	0	0	0	0	0	0
Oscar Klefbom	2	0	0	0	-3	2	0	0
Mark Letestu	2	0	0	0	0	0	0	0
Ty Rattie	2	0	0	0	0	0	0	0
Pontus Aberg	1	0	0	0	0	0	0	0
Yohann Auvin	1	0	0	0	-1	0	0	0
Ethan Bear	1	0	0	0	0	0	0	0
Eric Gryba	1	0	0	0	0	2	0	0
Jussi Jokinen	1	0	0	0	-1	2	0	0
Keegan Lowe	1	0	0	0	0	0	0	0
Anton Slepyshev	1	0	0	0	0	0	0	0

CANUCKS	GP	G	A	P	+/	PIM	PP	SH
Brandon Sutter	4	2	1	3	1	2	0	0
Bo Horvat	3	2	0	2	2	0	1	0
Daniel Sedin	4	1	1	2	-2	0	1	0
Jussi Jokinen	2	1	1	2	2	0	0	0
Alexander Edler	4	0	2	2	-2	4	0	0
Sam Gagner	4	1	0	1	-1	6	0	0
Derrick Pouliot	3	1	0	1	-1	0	0	0
Tyler Motte	2	1	0	1	1	0	0	0
Michael Del Zotto	4	0	1	1	-1	0	0	0
Henrik Sedin	4	0	1	1	-3	2	0	0
Ben Hutton	3	0	1	1	0	0	0	0
Darren Archibald	2	0	1	1	1	2	0	0
Sven Baertschi	2	0	1	1	2	0	0	0
Loui Eriksson	2	0	1	1	0	2	0	0
Nikolay Goldobin	2	0	1	1	1	0	0	0
Christopher Tanev	2	0	1	1	1	0	0	0
Brock Boeser	1	0	1	1	-1	0	0	0
Brendan Leipsic	1	0	1	1	0	0	0	0
Troy Stecher	4	0	0	0	-1	7	0	0
Jake Virtanen	3	0	0	0	-3	2	0	0
Alex Biega	2	0	0	0	1	0	0	0
Adam Gaudette	2	0	0	0	1	0	0	0
Brendan Gaunce	2	0	0	0	-2	0	0	0
Markus Granlund	2	0	0	0	2	0	0	0
Thomas Vanek	2	0	0	0	-3	0	0	0
Reid Boucher	1	0	0	0	0	0	0	0
Alexander Burmistrov	1	0	0	0	-1	0	0	0
Derek Dorsett	1	0	0	0	1	0	0	0
Nic Dowd	1	0	0	0	-1	0	0	0
Erik Gudbranson	1	0	0	0	-1	0	0	0
Ashton Sautner	1	0	0	0	2	0	0	0

OILERS GOALTENDERS	GP	MIN	W-L-OT
Cam Talbot	4	204	2-2-0
Laurent Brossoit	1	38	0-0-0

GA	SA	SV	GAA	SV%
9	102	93	2.65	.912
0	19	19	0.00	1.000

CANUCKS GOALTENDERS	GP	MIN	W-L-OT
Jacob Markstrom	3	179	2-1-0
Anders Nilsson	1	65	0-0-1

GA	SA	SV	GAA	SV%
7	105	98	2.34	.933
2	33	31	1.85	.939

GOALS BY PERIOD	1	2	3	OT	TOTAL
Oilers	5	2	3	0	10
Canucks	3	5	1	0	9

SHOTS BY PERIOD	1	2	3	OT	TOTAL
Oilers	38	47	51	3	139
Canucks	34	42	43	2	121

POWERPLAY	PPG	ATT	PCT.
Oilers	2	12	16.7
Canucks	2	15	13.3

PENALTY KILLING	PK	TSH	PCT.
Oilers	13	15	86.7
Canucks	10	12	83.3



VEGAS GOLDEN KNIGHTS

T-Mobile Arena
3780 S. Las Vegas Blvd.
Las Vegas, NV 89158

O: 702-692-1600

Arena Capacity: 17,367

Website: www.nhl.com/goldenknights

Twitter: @GoldenKnights

2018-19 GAMES VS LAS VEGAS

AT EDMONTON – November 18, December 1

AT LAS VEGAS – March 17, April 1

CLUB DIRECTORY

Chairman, CEO and Governor.....	Bill Foley
President, General Manager and Alternate Governor	George McPhee
Executive Vice President and Assistant General Manager	Kelly McCrimmon
Senior Vice President.....	Murray Craven
Director of Hockey Operations.....	Misha Donskov
Head Coach.....	Gerard Gallant
Assistant Coach.....	Mike Kelly
Assistant Coach.....	Ryan Craig
Assistant Coach.....	Ryan McGill
Goaltending Coach/Director of Goaltending	David Prior
Video Coach	Tommy Cruz

EDMONTON OILERS VS VEGAS GOLDEN KNIGHTS

FIRST NHL SEASON FOR VEGAS IN 2017-18

AT EDMONTON											AT LAS VEGAS										
SEASON	GP	W	L	T	OTL	GF	GA	PTS	PCT.	W	L	T	OTL	GF	GA	W	L	T	OTL	GF	GA
2017-18	4	3	1	0	0	16	11	6	0.750	2	0	0	0	12	5	1	1	0	0	4	6
2017-2018	4	3	1	0	0	16	11	6	0.750	2	0	0	0	12	5	1	1	0	0	4	6



EDMONTON OILERS VS VEGAS GOLDEN KNIGHTS

2017-18 RESULTS & STATISTICS

* Overtime ** Shootout

AT EDMONTON

SCORE

WINNING GOAL

AT LAS VEGAS

SCORE

WINNING GOAL

05 Apr '18

VGK 3 @ EDM 4

Ty Rattie

15 Feb '18

EDM 1 @ VGK 4

Jonathan Marchessault

14 Nov '17

VGK 2 @ EDM 8

Patrick Maroon

13 Jan '18

* EDM 3 @ VGK 2

Darnell Nurse

OILERS	GP	G	A	P	+/-	PIM	PP	SH
Connor McDavid	4	2	6	8	3	2	1	0
Leon Draisaitl	4	1	4	5	3	4	0	0
Patrick Maroon	3	2	2	4	1	2	0	0
Ryan Nugent-Hopkins	3	3	0	3	1	0	1	0
Drake Caggiula	4	1	2	3	1	0	0	0
Oscar Klefbom	3	1	2	3	4	2	0	1
Matt Benning	4	2	0	2	2	2	0	0
Darnell Nurse	4	1	1	2	0	6	0	0
Michael Cammalleri	3	1	1	2	-1	0	1	0
Mark Letestu	3	1	1	2	-2	0	1	0
Ty Rattie	1	1	1	2	1	0	0	0
Juhar Khaira	4	0	2	2	1	5	0	0
Ryan Strome	4	0	2	2	0	0	0	0
Zack Kassian	4	0	1	1	-3	5	0	0
Milan Lucic	4	0	1	1	0	2	0	0
Kris Russell	4	0	1	1	-2	0	0	0
Yohann Auivitu	2	0	1	1	1	4	0	0
Jesse Puljujarvi	4	0	0	0	0	2	0	0
Adam Larsson	3	0	0	0	2	2	0	0
Anton Slepyshev	2	0	0	0	0	0	0	0
Ethan Bear	1	0	0	0	0	0	0	0
Brandon Davidson	1	0	0	0	-2	2	0	0
Keegan Lowe	1	0	0	0	-1	0	0	0
Iiro Pakarinen	1	0	0	0	0	0	0	0
Andrej Sekera	1	0	0	0	-2	0	0	0

GOLDEN KNIGHTS	GP	G	A	P	+/-	PIM	PP	SH
Pierre-Edouard Bellemare	4	1	2	3	0	0	0	0
David Perron	3	0	3	3	0	4	0	0
William Karlsson	4	2	0	2	1	2	1	0
James Neal	4	1	1	2	-3	2	0	0
Jonathan Marchessault	3	1	1	2	-1	0	0	0
Reilly Smith	3	1	1	2	1	0	0	0
Ryan Carpenter	2	1	1	2	3	0	0	0
Nate Schmidt	3	0	2	2	-1	0	0	0
Erik Haula	4	1	0	1	-2	2	0	0
Brayden McNabb	4	1	0	1	3	7	0	0
Oscar Lindberg	3	1	0	1	-1	0	0	0
Brandon Pirri	1	1	0	1	1	0	0	0
Deryk Engelland	4	0	1	1	-3	4	0	0
Colin Miller	4	0	1	1	-1	5	0	0
Tomas Nosek	4	0	1	1	0	0	0	0
Alex Tuch	4	0	1	1	-1	0	0	0
Brad Hunt	3	0	1	1	0	0	0	0
Shea Theodore	3	0	1	1	-1	2	0	0
William Carrier	3	0	0	0	0	2	0	0
Cody Eakin	3	0	0	0	-1	0	0	0
Jon Merrill	2	0	0	0	-2	2	0	0
Brendan Leipsic	1	0	0	0	0	0	0	0
Ryan Reaves	1	0	0	0	-1	0	0	0
Tomas Tatar	1	0	0	0	-2	0	0	0
Zach Whitecloud	1	0	0	0	3	0	0	0

OILERS GOALTENDERS

GP

MIN

W-L-OT

GA

SA

SV

GAA

SV%

Cam Talbot

4

241

3-1-0

11

121

110

2.74

.909

GOLDEN KNIGHTS GOALTENDERS

GP

MIN

W-L-OT

GA

SA

SV

GAA

SV%

Marc-Andre Fleury

2

121

1-0-1

4

59

55

1.99

.932

Malcolm Subban

1

58

0-1-0

4

33

29

4.12

.879

Maxime Lagace

1

50

0-1-0

7

29

22

8.33

.759

Dylan Ferguson

1

9

0-0-0

1

2

1

6.50

.500

GOALS BY PERIOD

1

2

3

OT

TOTAL

Oilers

4

2

9

1

16

Golden Knights

1

7

3

0

11

SHOTS BY PERIOD

1

2

3

OT

TOTAL

Oilers

42

46

35

1

124

Golden Knights

33

41

47

0

121

POWERPLAY

PPG

ATT

PCT.

Oilers

4

10

40.0

Golden Knights

1

14

7.1

PENALTY KILLING

PK

TSH

PCT.

Oilers

13

14

92.9

Golden Knights

6

10

60.0

**WASHINGTON CAPITALS**

Capital One Arena
601 F St. NW
Washington, DC 20004

O: 202-628-3200

Arena Capacity: 18,506

Website: www.nhl.com/capitals

Twitter: @Capitals

PR Twitter: @CapitalsPR

2018-19 GAMES VS WASHINGTON

AT EDMONTON – October 25

AT WASHINGTON – November 5

CLUB DIRECTORY

Chairman, Majority Owner and Chief Executive Officer	Ted Leonsis
Senior Vice President and General Manager	Brian MacLellan
Head Coach	Todd Reirden
Assistant Coach	Blaine Forsythe
Assistant Coach	Scott Arniel
Assistant Coach	Reid Cashman
Goaltending Coach	Scott Murray
Assistant Coach / Video	Brett Leonhardt
Video Analyst	Tim Ohashi

EDMONTON OILERS VS WASHINGTON CAPITALS**YEARLY RECORD 1979-80 TO 2017-18**

SEASON										AT EDMONTON					AT WASHINGTON						
	GP	W	L	T	OTL	GF	GA	PTS	PCT.	W	L	T	OTL	GF	GA	W	L	T	OTL	GF	GA
1979-80	4	3	1	0	0	22	13	6	0.750	1	1	0	0	12	8	2	0	0	0	10	5
1980-81	4	1	2	1	0	14	17	3	0.375	1	0	1	0	8	5	0	2	0	0	6	12
1981-82	3	2	0	1	0	15	10	5	0.833	1	0	0	0	5	3	1	0	1	0	10	7
1982-83	3	2	0	1	0	14	9	5	0.833	1	0	1	0	9	6	1	0	0	0	5	3
1983-84	3	2	1	0	0	20	16	4	0.667	1	0	0	0	11	3	1	1	0	0	9	13
1984-85	3	1	0	2	0	14	11	4	0.667	0	0	2	0	6	6	1	0	0	0	8	5
1985-86	3	0	3	0	0	8	15	0	0.000	0	1	0	0	2	5	0	2	0	0	6	10
1986-87	3	1	2	0	0	11	13	2	0.333	1	1	0	0	9	8	0	1	0	0	2	5
1987-88	3	1	2	0	0	5	8	2	0.333	1	0	0	0	3	2	0	2	0	0	2	6
1988-89	3	1	2	0	0	9	16	2	0.333	1	1	0	0	6	11	0	1	0	0	3	5
1989-90	3	2	1	0	0	13	11	4	0.667	0	1	0	0	3	4	2	0	0	0	10	7
1990-91	3	0	3	0	0	6	12	0	0.000	0	2	0	0	3	6	0	1	0	0	3	6
1991-92	2	0	2	0	0	7	12	0	0.000	0	1	0	0	5	6	0	1	0	0	2	6
1992-93	2	1	1	0	0	7	6	2	0.500	1	0	0	0	4	2	0	1	0	0	3	4
1993-94	2	0	1	1	0	4	5	1	0.250	0	1	0	0	2	3	0	0	1	0	2	2
1994-95										DID NOT PLAY											
1995-96	2	0	2	0	0	4	8	0	0.000	0	1	0	0	1	2	0	1	0	0	3	6
1996-97	2	2	0	0	0	7	2	4	1.000	1	0	0	0	4	1	1	0	0	0	3	1
1997-98	2	1	1	0	0	5	4	2	0.500	1	0	0	0	4	2	0	1	0	0	1	2
1998-99	2	1	1	0	0	11	6	2	0.500	1	0	0	0	8	2	0	1	0	0	3	4
1999-00	1	1	0	0	0	6	2	2	1.000	1	0	0	0	6	2	0	0	0	0	0	0
2000-01	1	0	1	0	0	0	4	0	0.000	0	0	0	0	0	0	0	1	0	0	0	4
2001-02	2	1	1	0	0	6	5	2	0.500	1	0	0	0	4	1	0	1	0	0	2	4
2002-03	1	1	0	0	0	5	3	2	1.000	1	0	0	0	5	3	0	0	0	0	0	0
2003-04	1	0	1	0	0	0	1	0	0.000	0	0	0	0	0	0	0	1	0	0	0	1
2004-05										DID NOT PLAY											
2005-06										DID NOT PLAY											
2006-07	1	1	0	0	0	4	0	2	1.000	1	0	0	0	4	0	0	0	0	0	0	0
2007-08	1	0	0	0	1	4	5	1	0.500	0	0	0	0	0	0	0	0	0	1	4	5
2008-09	1	1	0	0	0	5	2	2	1.000	0	0	0	0	0	0	1	0	0	0	5	2
2009-10	1	0	1	0	0	2	4	0	0.000	0	1	0	0	2	4	0	0	0	0	0	0
2010-11	1	0	1	0	0	0	5	0	0.000	0	0	0	0	0	0	0	1	0	0	0	5
2011-12	1	1	0	0	0	2	1	2	1.000	1	0	0	0	2	1	0	0	0	0	0	0
2012-13										DID NOT PLAY											
2013-14	2	0	2	0	0	3	8	0	0.000	0	1	0	0	1	4	0	1	0	0	2	4
2014-15	2	2	0	0	0	8	6	4	1.000	1	0	0	0	3	2	1	0	0	0	5	4
2015-16	2	0	2	0	0	4	8	0	0.000	0	1	0	0	4	7	0	1	0	0	0	1
2016-17	2	1	1	0	0	5	3	2	0.500	1	0	0	0	4	1	0	1	0	0	1	2
2017-18	2	0	1	0	1	3	7	1	0.250	0	1	0	0	2	5	0	0	0	1	1	2
1979-2018	74	30	36	6	2	253	258	68	0.459	19	14	4	0	142	115	11	22	2	2	111	143



EDMONTON OILERS VS WASHINGTON CAPITALS

2017-18 RESULTS & STATISTICS

AT EDMONTON

28 Oct '17

SCORE

WSH 5 @ EDM 2

WINNING GOAL

Evgeny Kuznetsov

AT WASHINGTON

12 Nov '17

SCORE

** EDM 1 @ WSH 2

WINNING GOAL

T.J. Oshie

OILERS	GP	G	A	P	+/-	PIM	PP	SH
Ryan Strome	2	0	2	2	-1	0	0	0
Juhar Khaira	2	1	0	1	-1	0	0	0
Adam Larsson	2	1	0	1	-2	0	0	0
Patrick Maroon	2	1	0	1	0	9	0	0
Leon Draisaitl	2	0	1	1	0	0	0	0
Connor McDavid	2	0	1	1	0	0	0	0
Ryan Nugent-Hopkins	2	0	1	1	-1	4	0	0
Iiro Pakarinen	1	0	1	1	0	0	0	0
Matt Benning	2	0	0	0	0	0	0	0
Zack Kassian	2	0	0	0	-1	0	0	0
Oscar Klefbom	2	0	0	0	-4	0	0	0
Mark Letestu	2	0	0	0	-2	0	0	0
Milan Lucic	2	0	0	0	-2	10	0	0
Darnell Nurse	2	0	0	0	0	0	0	0
Kris Russell	2	0	0	0	1	0	0	0
Yohann Auvin	1	0	0	0	0	0	0	0
Drake Caggiula	1	0	0	0	-1	0	0	0
Eric Gryba	1	0	0	0	0	0	0	0
Jussi Jokinen	1	0	0	0	-1	0	0	0
Brad Malone	1	0	0	0	0	2	0	0
Jesse Puljujarvi	1	0	0	0	0	0	0	0
Anton Slepyshev	1	0	0	0	-1	0	0	0

CAPITALS	GP	G	A	P	+/-	PIM	PP	SH
Madison Bowey	2	0	3	3	3	0	0	0
Alex Ovechkin	2	0	3	3	4	0	0	0
Evgeny Kuznetsov	2	2	0	2	3	0	0	0
Lars Eller	2	1	1	2	* Overtime	** Shootout		
Jay Beagle	2	1	0	1	-1	0	0	0
Dmitry Orlov	2	1	0	1	1	0	0	0
Devante Smith-Pelly	2	1	0	1	1	0	0	0
John Carlson	2	0	1	1	1	0	0	0
Tom Wilson	2	0	1	1	2	7	0	0
Nicklas Backstrom	2	0	0	0	-1	0	0	0
Alex Chiasson	2	0	0	0	-1	0	0	0
Taylor Chorney	2	0	0	0	0	0	0	0
Christian Djoos	2	0	0	0	2	0	0	0
Brooks Orpik	2	0	0	0	-1	0	0	0
T.J. Oshie	2	0	0	0	0	0	0	0
Chandler Stephenson	2	0	0	0	1	0	0	0
Jakub Vrana	2	0	0	0	0	0	0	0
Brett Connolly	1	0	0	0	-1	0	0	0
Anthony Peluso	1	0	0	0	0	4	0	0

OILERS GOALTENDERS	GP	MIN	W-L-OT	GA	SA	SV	GAA	SV%
Laurent Brossoit	1	65	0-0-1	1	19	18	0.92	.947
Cam Talbot	1	58	0-1-0	4	30	26	4.17	.867

CAPITALS GOALTENDERS	GP	MIN	W-L-OT	GA	SA	SV	GAA	SV%
Braden Holtby	2	125	2-0-0	3	70	67	1.44	.957

GOALS BY PERIOD	1	2	3	OT	TOTAL
Oilers	2	0	1	0	3
Capitals	1	1	4	0	6

POWERPLAY	PPG	ATT	PCT.
Oilers	0	4	0.0
Capitals	0	3	0.0

SHOTS BY PERIOD	1	2	3	OT	TOTAL
Oilers	21	26	22	1	70
Capitals	19	19	12	0	50

PENALTY KILLING	PK	TSH	PCT.
Oilers	3	3	100.0
Capitals	4	4	100.0

**WINNIPEG JETS**

Bell MTS Place
300 Portage Ave.
Winnipeg, MB R3C 5S4

O: 204-926-5599
Arena Capacity: 15,294
Website: www.nhl.com/jets
Twitter: @NHLJets
PR Twitter: @WpgJetsPR

2018-19 GAMES VS WINNIPEG

AT EDMONTON — December 31

AT WINNIPEG — October 16, December 13

CLUB DIRECTORY

Executive Chairman & Governor.....	Mark Chipman
Executive Vice President & General Manager	Kevin Cheveldayoff
Senior Vice President & Assistant General Manager.....	Craig Heisinger
Vice President & Assistant General Manager	Larry Simmons
Head Coach.....	Paul Maurice
Assistant Coach.....	Jamie Kompon
Assistant Coach.....	Charlie Huddy
Assistant Coach.....	Wade Flaherty
Assistant Coach.....	Todd Woodcroft
Video Coach	Matt Prefontaine

EDMONTON OILERS VS WINNIPEG JETS**YEARLY RECORD 1999-00 TO 2017-18**

SEASON										AT EDMONTON						AT WINNIPEG						
	GP	W	L	T	OTL	GF	GA	PTS	PCT.	W	L	T	OTL	GF	GA	W	L	T	OTL	GF	GA	
1999-00	2	2	0	0	0	8	4	4	1.000	1	0	0	0	5	4	1	0	0	0	3	0	
2000-01	1	0	1	0	0	1	3	0	0.000	0	1	0	0	1	3	0	0	0	0	0	0	
2001-02	1	0	1	0	0	2	3	0	0.000	0	0	0	0	0	0	0	1	0	0	2	3	
2002-03	2	1	0	1	0	6	3	3	0.750	0	0	1	0	3	3	1	0	0	0	3	0	
2003-04	1	1	0	0	0	5	1	2	1.000	1	0	0	0	5	1	0	0	0	0	0	0	
2004-05	DID NOT PLAY																					
2005-06	DID NOT PLAY																					
2006-07	1	1	0	0	0	5	1	2	1.000	1	0	0	0	5	1	0	0	0	0	0	0	
2007-08	1	1	0	0	0	4	2	2	1.000	0	0	0	0	0	0	1	0	0	0	4	2	
2008-09	1	0	0	0	1	3	4	1	0.500	0	0	0	1	3	4	0	0	0	0	0	0	
2009-10	1	0	1	0	0	2	3	0	0.000	0	0	0	0	0	0	0	1	0	0	2	3	
2010-11	1	1	0	0	0	5	3	2	1.000	1	0	0	0	5	3	0	0	0	0	0	0	
2011-12	1	1	0	0	0	5	3	2	1.000	0	0	0	0	0	0	1	0	0	0	5	3	
2012-13	DID NOT PLAY																					
2013-14	3	1	1	0	1	12	10	3	0.500	1	1	0	0	10	7	0	0	0	1	2	3	
2014-15	3	0	1	0	2	7	12	2	0.333	0	1	0	0	1	4	0	0	0	2	6	8	
2015-16	3	2	0	0	1	6	4	5	0.833	1	0	0	1	4	3	1	0	0	0	2	1	
2016-17	3	3	0	0	0	12	5	6	1.000	1	0	0	0	3	2	2	0	0	0	9	3	
2017-18	3	0	3	0	0	5	14	0	0.000	0	2	0	0	2	10	0	1	0	0	3	4	
1979-2018	28	14	8	1	5	88	75	34	0.607	7	5	1	2	47	45	7	3	0	3	41	30	
WPG 2011-2018	16	7	5	0	4	47	48	18	0.563	3	4	0	1	20	26	4	1	0	3	27	22	
ATL 1999-2011	12	7	3	1	1	41	27	16	0.667	4	1	1	1	27	19	3	2	0	0	14	8	

* Franchise located in Atlanta from 1999-00 to 2010-11. Moved to Winnipeg for 2011-12 season.



EDMONTON OILERS VS WINNIPEG JETS

2017-18 RESULTS & STATISTICS

* Overtime ** Shootout

AT EDMONTON

SCORE

WINNING GOAL

AT WINNIPEG

SCORE

WINNING GOAL

31 Dec '17

WPG 5 @ EDM 0

Marko Dano

27 Dec '17

EDM 3 @ WPG 4

Joel Armia

09 Oct '17

WPG 5 @ EDM 2

Nikolaj Ehlers

OILERS	GP	G	A	P	+/-	PIM	PP	SH
Leon Draisaitl	3	2	1	3	-1	0	0	1
Connor McDavid	3	0	3	3	-1	0	0	0
Ryan Nugent-Hopkins	3	1	0	1	0	4	0	0
Juhar Khaira	2	1	0	1	-3	2	0	0
Jesse Puljujarvi	2	1	0	1	0	0	0	0
Patrick Maroon	3	0	1	1	-1	0	0	0
Darnell Nurse	3	0	1	1	2	4	0	0
Kris Russell	3	0	1	1	-2	0	0	0
Ryan Strome	3	0	1	1	0	0	0	0
Brandon Davidson	1	0	1	1	-1	0	0	0
Matt Benning	3	0	0	0	-5	0	0	0
Zack Kassian	3	0	0	0	-4	6	0	0
Adam Larsson	3	0	0	0	-3	4	0	0
Mark Letestu	3	0	0	0	-5	0	0	0
Milan Lucic	3	0	0	0	2	0	0	0
Drake Caggiula	2	0	0	0	0	0	0	0
Oscar Klefbom	2	0	0	0	-2	0	0	0
Andrej Sekera	2	0	0	0	-4	0	0	0
Anton Slepyshev	2	0	0	0	0	0	0	0
Michael Cammalleri	1	0	0	0	-2	0	0	0
Eric Gryba	1	0	0	0	1	0	0	0
Jussi Jokinen	1	0	0	0	0	0	0	0
Iiro Pakarinen	1	0	0	0	-1	0	0	0
Kailer Yamamoto	1	0	0	0	-1	2	0	0

JETS	GP	G	A	P	+/-	PIM	PP	SH
Nikolaj Ehlers	3	3	2	5	5	0	1	0
Blake Wheeler	3	1	4	5	2	0	0	0
Mark Scheifele	2	1	3	4	2	0	0	0
Bryan Little	3	2	1	3	1	0	0	0
Joel Armia	2	2	1	3	2	0	0	0
Kyle Connor	2	2	1	3	0	0	1	0
Dmitry Kulikov	3	1	2	3	1	0	0	0
Mathieu Perreault	3	1	1	2	2	2	1	0
Matt Hendricks	2	0	2	2	3	0	0	0
Marko Dano	2	1	0	1	1	0	0	0
Patrik Laine	3	0	1	1	-2	0	0	0
Adam Lowry	3	0	1	1	0	0	0	0
Josh Morrissey	3	0	1	1	1	2	0	0
Jacob Trouba	3	0	1	1	2	0	0	0
Ben Chiarot	2	0	1	1	2	0	0	0
Andrew Copp	3	0	0	0	0	0	0	0
Tyler Myers	3	0	0	0	4	2	0	0
Tucker Poolman	3	0	0	0	2	0	0	0
Shawn Matthias	2	0	0	0	1	0	0	0
Brandon Tanev	2	0	0	0	1	2	0	0
Toby Enstrom	1	0	0	0	0	0	0	0
Nic Petan	1	0	0	0	0	0	0	0

OILERS GOALTENDERS

GP

MIN

W-L-OT

GA

SA

SV

GAA

SV%

Cam Talbot

3

178

0-3-0

14

120

106

4.73

.883

JETS GOALTENDERS

GP

MIN

W-L-OT

GA

SA

SV

GAA

SV%

Connor Hellebuyck

3

180

3-0-0

5

99

94

1.67

.949

GOALS BY PERIOD

1

2

3

OT

TOTAL

Oilers

2

3

0

0

5

Jets

6

6

2

0

14

SHOTS BY PERIOD

1

2

3

OT

TOTAL

Oilers

39

30

30

0

99

Jets

31

54

35

0

120

POWERPLAY

PPG

ATT

PCT.

Oilers

0

5

0.0

Jets

3

11

27.3

PENALTY KILLING

PK

TSH

PCT.

Oilers

8

11

72.7

Jets

5

5

100.0



EDMONTON OILERS
RECORDS



THE EDMONTON OILERS

BRINGING PROFESSIONAL HOCKEY TO NORTHERN ALBERTA SINCE 1972

The Alberta Oilers joined the World Hockey Association (WHA) in 1972, playing out of the Edmonton Gardens with team captain Al Hamilton. The team name changed to the Edmonton Oilers the following season. The name 'Oilers' was a popular nickname for the Oil Kings, a junior hockey team in the Western Hockey League (WHL), which were previously owned by the Oilers original owner, Bill Hunter. Hunter made the nickname the official name of his professional team.

The Oilers joined the National Hockey League (NHL) for the 1979-80 season, with a young Wayne Gretzky beginning his historic career. Five seasons later, the team captured their first of five Stanley Cups and provided fans with some of the most exciting hockey ever played.

The Oilers returned to the Stanley Cup finals in 2006, falling to the Carolina Hurricanes in seven games. The team won the NHL draft lottery in 2015, selecting forward Connor McDavid first overall.

In 2016-17, the Oilers reached Game 7 of Round 2 of the Stanley Cup playoffs, the team's inaugural season playing in Rogers Place.





EDMONTON OILERS YEARLY RECORD - 1979-80 TO 2017-18

SEASON	GP	W	L	T	OTL	GF	GA	PTS	PCT.	NHL RANK	FINISHED	PLAYOFF RESULT
1979-80	80	28	39	13	0	301	322	69	0.431	16	4th - Smythe	Lost Preliminary Round
1980-81	80	29	35	16	0	328	327	74	0.463	14	4th - Smythe	Lost Quarter-Final
1981-82	80	48	17	15	0	417	295	111	0.694	2	1st - Smythe	Lost Division Semi-Final
1982-83	80	47	21	12	0	424	315	106	0.663	3	1st - Smythe	Lost Stanley Cup Final
1983-84	80	57	18	5	0	446	314	119	0.744	1	1st - Smythe	WON STANLEY CUP
1984-85	80	49	20	11	0	401	298	109	0.681	2	1st - Smythe	WON STANLEY CUP
1985-86	80	56	17	7	0	426	310	119	0.744	1	1st - Smythe	Lost Division Semi-Final
1986-87	80	50	24	6	0	372	284	106	0.663	1	1st - Smythe	WON STANLEY CUP
1987-88	80	44	25	11	0	363	288	99	0.619	3	2nd - Smythe	WON STANLEY CUP
1988-89	80	38	34	8	0	325	306	84	0.525	7	3rd - Smythe	Lost Division Semi-Final
1989-90	80	38	28	14	0	315	283	90	0.563	5	2nd - Smythe	WON STANLEY CUP
1990-91	80	37	37	6	0	272	272	80	0.500	11	3rd - Smythe	Lost Conference Final
1991-92	80	36	34	10	0	295	297	82	0.513	12	3rd - Smythe	Lost Conference Final
1992-93	84	26	50	8	0	242	337	60	0.357	20	5th - Smythe	Out of Playoffs
1993-94	84	25	45	14	0	261	305	64	0.381	23	6th - Pacific	Out of Playoffs
1994-95	48	17	27	4	0	136	183	38	0.396	22	5th - Pacific	Out of Playoffs
1995-96	82	30	44	8	0	240	304	68	0.415	21	5th - Pacific	Out of Playoffs
1996-97	82	36	37	9	0	252	247	81	0.494	13	3rd - Pacific	Lost Conference Semi-Final
1997-98	82	35	37	10	0	215	224	80	0.488	15	3rd - Pacific	Lost Conference Semi-Final
1998-99	82	33	37	12	0	230	226	78	0.476	16	2nd - Northwest	Lost Conference Quarter-Final
1999-00	82	32	26	16	8	226	212	88	0.537	14	2nd - Northwest	Lost Conference Quarter-Final
2000-01	82	39	28	12	3	243	222	93	0.567	12	2nd - Northwest	Lost Conference Quarter-Final
2001-02	82	38	28	12	4	205	182	92	0.561	15	3rd - Northwest	Out of Playoff
2002-03	82	36	26	11	9	231	230	92	0.561	14	4th - Northwest	Lost Conference Quarter-Final
2003-04	82	36	29	12	5	221	208	89	0.543	17	4th - Northwest	Out of Playoffs
2004-05	SEASON CANCELLED - NHL LOCKOUT											
2005-06	82	41	28	0	13	256	251	95	0.579	14	3rd - Northwest	Lost Stanley Cup Final
2006-07	82	32	43	0	7	195	248	71	0.433	25	5th - Northwest	Out of Playoffs
2007-08	82	41	35	0	6	235	251	88	0.537	19	4th - Northwest	Out of Playoffs
2008-09	82	38	35	0	9	234	248	85	0.518	21	4th - Northwest	Out of Playoffs
2009-10	82	27	47	0	8	214	284	62	0.378	30	5th - Northwest	Out of Playoffs
2010-11	82	25	45	0	12	193	269	62	0.378	30	5th - Northwest	Out of Playoffs
2011-12	82	32	40	0	10	212	239	74	0.451	29	5th - Northwest	Out of Playoffs
2012-13	48	19	22	0	7	125	134	45	0.469	24	3rd - Northwest	Out of Playoffs
2013-14	82	29	44	0	9	203	270	67	0.409	28	5th - Pacific	Out of Playoffs
2014-15	82	24	44	0	14	198	283	62	0.378	28	6th - Pacific	Out of Playoffs
2015-16	82	31	43	0	8	203	245	70	0.427	29	7th - Pacific	Out of Playoffs
2016-17	82	47	26	0	9	247	212	103	0.628	8	2nd - Pacific	Lost Conference Semi-Final
2017-18	82	36	40	0	6	234	263	78	0.476	23	6th - Pacific	Out of Playoffs
TOTALS	3026	1362	1255	262	147	10136	9988	3133	0.518			5 STANLEY CUPS



EDMONTON OILERS YEARLY HOME RECORD - 1979-80 TO 2017-18

SEASON	GP	W	L	T	OTL	GF	GA	PTS	PCT.	NHL RANK
1979-80	40	17	14	9	0	165	145	43	0.538	15
1980-81	40	17	13	10	0	178	151	44	0.550	14
1981-82	40	31	5	4	0	244	138	66	0.825	2
1982-83	40	25	9	6	0	212	148	56	0.700	7
1983-84	40	31	5	4	0	241	135	66	0.825	1
1984-85	40	26	7	7	0	207	136	59	0.738	2
1985-86	40	32	6	2	0	228	141	66	0.825	2
1986-87	40	29	6	5	0	199	124	63	0.788	1
1987-88	40	28	8	4	0	197	126	60	0.750	1
1988-89	40	21	16	3	0	172	150	45	0.563	10
1989-90	40	23	11	6	0	165	130	52	0.650	5*
1990-91	40	22	15	3	0	134	119	47	0.588	10
1991-92	40	22	13	5	0	151	121	49	0.613	11*
1992-93	42	16	21	5	0	132	151	37	0.440	20
1993-94	42	17	22	3	0	147	147	37	0.440	21
1994-95	24	11	12	1	0	69	84	23	0.479	19
1995-96	41	15	21	5	0	118	143	35	0.427	23
1996-97	41	21	16	4	0	124	117	46	0.561	12
1997-98	41	20	16	5	0	103	103	45	0.549	11
1998-99	41	17	19	5	0	113	112	39	0.476	20
1999-00	41	18	11	9	3	118	94	48	0.585	15
2000-01	41	23	9	7	2	124	92	55	0.671	9
2001-02	41	23	14	4	0	110	84	50	0.610	11
2002-03	41	20	12	5	4	111	105	49	0.598	15
2003-04	41	22	12	4	3	123	102	51	0.622	11
2004-05	SEASON CANCELLED - NHL LOCKOUT									
2005-06	41	20	15	0	6	130	128	46	0.561	23
2006-07	41	19	19	0	3	114	127	41	0.500	22
2007-08	41	23	17	0	1	123	115	47	0.573	18
2008-09	41	18	17	0	6	109	114	42	0.512	25
2009-10	41	18	19	0	4	119	132	40	0.488	30
2010-11	41	13	22	0	6	91	125	32	0.390	30
2011-12	41	18	17	0	6	108	113	42	0.512	29
2012-13	24	9	11	0	4	61	71	22	0.458	28
2013-14	41	16	22	0	3	106	135	35	0.427	28
2014-15	41	15	23	0	3	96	125	33	0.402	29
2015-16	41	19	20	0	2	109	114	40	0.488	25
2016-17	41	25	12	0	4	120	100	54	0.659	10
2017-18	41	19	18	0	4	121	141	42	0.512	24
TOTALS	1513	779	545	125	64	5292	4638	1747	0.577	



EDMONTON OILERS YEARLY AWAY RECORD - 1979-80 TO 2017-18

SEASON	GP	W	L	T	OTL	GF	GA	PTS	PCT.	NHL RANK
1979-80	40	11	25	4	0	136	177	26	0.325	15
1980-81	40	12	22	6	0	150	176	30	0.375	15
1981-82	40	17	12	11	0	173	157	45	0.563	4
1982-83	40	22	12	6	0	212	167	50	0.625	1
1983-84	40	26	13	1	0	205	179	53	0.663	1
1984-85	40	23	13	4	0	194	162	50	0.625	1
1985-86	40	24	11	5	0	198	169	53	0.663	1
1986-87	40	21	18	1	0	173	160	43	0.538	1
1987-88	40	16	17	7	0	166	162	39	0.488	7
1988-89	40	17	18	5	0	153	156	39	0.488	4
1989-90	40	15	17	8	0	150	153	38	0.475	4*
1990-91	40	15	22	3	0	138	153	33	0.413	12
1991-92	40	14	21	5	0	144	176	33	0.413	11
1992-93	42	10	29	3	0	110	186	23	0.274	22
1993-94	42	8	23	11	0	114	158	27	0.321	23
1994-95	24	6	15	3	0	67	99	15	0.313	22
1995-96	41	15	23	3	0	122	161	33	0.402	17
1996-97	41	15	21	5	0	128	130	35	0.427	15
1997-98	41	15	21	5	0	112	121	35	0.427	18
1998-99	41	16	18	7	0	117	114	39	0.476	8
1999-00	41	14	15	7	5	108	118	40	0.488	15
2000-01	41	16	19	5	1	119	130	38	0.463	18
2001-02	41	15	14	8	4	95	98	42	0.512	14
2002-03	41	16	14	6	5	120	125	43	0.524	10
2003-04	41	14	17	8	2	98	106	38	0.463	15
2004-05	SEASON CANCELLED - NHL LOCKOUT									
2005-06	41	21	13	0	7	126	123	49	0.598	6
2006-07	41	13	24	0	4	81	121	30	0.366	26
2007-08	41	18	18	0	5	112	136	41	0.500	18
2008-09	41	20	18	0	3	125	134	43	0.524	12
2009-10	41	9	28	0	4	95	152	22	0.268	30
2010-11	41	12	23	0	6	102	144	30	0.366	30
2011-12	41	14	23	0	4	104	126	32	0.390	29
2012-13	24	10	11	0	3	64	63	23	0.479	18
2013-14	41	13	22	0	6	97	135	32	0.390	28
2014-15	41	9	21	0	11	102	158	29	0.354	29
2015-16	41	12	23	0	6	94	131	30	0.366	29
2016-17	41	22	14	0	5	127	112	49	0.598	7
2017-18	41	17	22	0	2	113	122	36	0.439	23
TOTALS	1513	583	710	137	83	4844	5350	1386	0.458	



EDMONTON OILERS VS. OPPONENTS - OVERALL 1979-80 TO 2017-18

OPPONENT	SEASONS	GP	W	L	T	OTL	GF	GA	PTS	PCT.
Anaheim	1993-2018	105	46	51	2	6	255	286	100	0.476
Arizona	1996-2018	87	42	29	3	13	275	270	100	0.575
Boston	1979-2018	75	23	43	6	3	218	275	55	0.367
Buffalo	1979-2018	75	39	24	10	2	264	239	90	0.600
Calgary	1980-2018	234	99	109	18	8	762	806	224	0.479
Carolina	1997-2018	27	11	12	4	0	72	85	26	0.481
Chicago	1979-2018	135	56	63	12	4	449	474	128	0.474
Colorado	1995-2018	117	48	52	6	11	338	376	113	0.483
Columbus	2000-2018	57	32	15	3	7	202	154	74	0.649
Dallas	1993-2018	90	22	55	4	9	225	308	57	0.317
Detroit	1979-2018	129	51	58	13	7	416	464	122	0.473
Florida	1993-2018	32	18	11	3	0	99	80	39	0.609
Los Angeles	1979-2018	208	94	81	30	3	786	743	221	0.531
Minnesota	2000-2018	88	33	41	4	10	194	239	80	0.455
Montreal	1979-2018	85	41	37	4	3	279	272	89	0.524
Nashville	1998-2018	71	26	36	3	6	188	203	61	0.430
New Jersey	1982-2018	64	32	19	7	6	220	198	77	0.602
NY Islanders	1979-2018	76	32	29	14	1	255	256	79	0.520
NY Rangers	1979-2018	74	32	31	9	2	252	260	75	0.507
Ottawa	1992-2018	41	18	16	4	3	121	117	43	0.524
Philadelphia	1979-2018	75	32	34	8	1	233	257	73	0.487
Pittsburgh	1979-2018	76	38	31	4	3	311	264	83	0.546
San Jose	1991-2018	119	52	47	12	8	351	354	124	0.521
St. Louis	1979-2018	134	57	62	11	4	428	451	129	0.481
Tampa Bay	1992-2018	37	20	14	2	1	108	102	43	0.581
Toronto	1979-2018	100	43	45	8	4	385	361	98	0.490
Vancouver	1979-2018	240	121	85	19	15	877	774	276	0.575
Vegas	2017-2018	4	3	1	0	0	16	11	6	0.750
Washington	1979-2018	74	30	36	6	2	253	258	68	0.459
Winnipeg	2011-2018	16	7	5	0	4	47	48	18	0.563
* Winnipeg Jets (1)	1979-1995	111	64	39	8	0	507	420	136	0.613
* Atlanta Flames	1979-1980	4	1	2	1	0	15	20	3	0.375
* Hartford Whalers	1979-1997	49	28	13	8	0	196	173	64	0.653
* Quebec Nordiques	1979-1995	44	30	12	2	0	232	154	62	0.705
* Minnesota North Stars	1979-1993	45	27	7	11	0	200	150	65	0.722
* Colorado Rockies	1979-1982	16	7	7	2	0	66	59	16	0.500
* Atlanta Thrashers	1999-2011	12	7	3	1	1	41	27	16	0.667
TOTALS		3026	1362	1255	262	147	10136	9988	3133	0.518

* Opponents whose franchises have been relocated

(1) The original Winnipeg Jets, who relocated to Phoenix/ Arizona in 1995

FRANCHISES (TWO CITIES)	SEASONS	GP	W	L	T	OTL	GF	GA	PTS	PCT.
X- WPG1/ ARI	1979-2018	198	106	68	11	13	782	690	236	0.596
X -ATLr/ CGY	1979-2018	238	100	111	19	8	777	826	227	0.477
X -HFD/ CAR	1979-2018	76	39	25	12	0	268	258	90	0.592
X -QUE/ COLa	1979-2018	161	78	64	8	11	570	530	175	0.543
X -MNS/ DAL	1979-2018	135	49	62	15	9	425	458	122	0.452
X -COLr/ NJD	1979-2018	80	39	26	9	6	286	257	93	0.581
X - ATLr/WPG2	1979-2018	28	14	8	1	5	88	75	34	0.607



EDMONTON OILERS VS. OPPONENTS - ALL-TIME HOME 1979-80 TO 2017-18

OPPONENT	SEASONS	GP	W	L	T	OTL	GF	GA	PTS	PCT.
Anaheim	1993-2018	52	26	21	0	5	119	131	57	0.548
Arizona	1996-2018	44	24	14	2	4	143	128	54	0.614
Boston	1979-2018	37	14	18	3	2	122	122	33	0.446
Buffalo	1979-2018	37	23	11	3	0	135	109	49	0.662
Calgary	1980-2018	117	58	44	9	6	392	368	131	0.560
Carolina	1997-2018	14	7	5	2	0	44	41	16	0.571
Chicago	1979-2018	67	31	29	5	2	232	223	69	0.515
Colorado	1995-2018	58	25	23	4	6	171	183	60	0.517
Columbus	2000-2018	28	20	6	0	2	105	69	42	0.750
Dallas	1993-2018	45	14	22	2	7	129	146	37	0.411
Detroit	1979-2018	64	29	23	10	2	225	222	70	0.547
Florida	1993-2018	15	8	6	1	0	47	38	17	0.567
Los Angeles	1979-2018	105	51	39	15	0	407	352	117	0.557
Minnesota	2000-2018	44	17	20	3	4	98	113	41	0.466
Montreal	1979-2018	45	25	20	0	0	152	138	50	0.556
Nashville	1998-2018	35	14	17	0	4	89	104	32	0.457
New Jersey	1982-2018	31	14	10	5	2	120	103	35	0.565
NY Islanders	1979-2018	37	23	9	5	0	130	100	51	0.689
NY Rangers	1979-2018	36	15	18	3	0	118	118	33	0.458
Ottawa	1992-2018	21	8	10	2	1	58	65	19	0.452
Philadelphia	1979-2018	36	20	9	6	1	126	103	47	0.653
Pittsburgh	1979-2018	38	24	12	1	1	163	119	50	0.658
San Jose	1991-2018	60	30	20	7	3	179	156	70	0.583
St. Louis	1979-2018	67	32	29	4	2	215	220	70	0.522
Tampa Bay	1992-2018	18	13	5	0	0	55	42	26	0.722
Toronto	1979-2018	53	26	19	6	2	204	172	60	0.566
Vancouver	1979-2018	120	70	37	7	6	467	355	153	0.638
Vegas	2017-2018	2	2	0	0	0	12	5	4	1.000
Washington	1979-2018	37	19	14	4	0	142	115	42	0.568
Winnipeg	2011-2018	8	3	4	0	1	20	26	7	0.438
* Winnipeg Jets (1)	1979-1996	56	35	17	4	0	256	189	74	0.661
* Atlanta Flames	1979-1980	2	0	1	1	0	7	9	1	0.250
* Hartford Whalers	1979-1997	25	18	4	3	0	105	73	39	0.780
* Quebec Nordiques	1979-1994	22	17	5	0	0	125	66	34	0.773
* Minnesota North Stars	1979-1993	22	15	1	6	0	114	68	36	0.818
* Colorado Rockies	1979-1982	8	5	2	1	0	39	28	11	0.688
* Atlanta Thrashers	1999-2011	7	4	1	1	1	27	19	10	0.714
TOTALS		1513	779	545	125	64	5292	4638	1747	0.577

FRANCHISES (TWO CITIES)	SEASONS	GP	W	L	T	OTL	GF	GA	PTS	PCT.
X- WPG1/ ARI	1979-2018	100	59	31	6	4	399	317	128	0.640
X -ATL/ CGY	1979-2018	119	58	45	10	6	406	382	132	0.555
X -HFD/ CAR	1979-2018	39	25	9	5	0	149	114	55	0.705
X -QUE/ COLa	1979-2018	79	42	28	4	5	296	249	93	0.588
X -MNS/ DAL	1979-2018	67	29	23	8	7	243	214	73	0.545
X -COLr/ NJD	1979-2018	39	19	12	6	2	159	131	46	0.590
X - ATL/WPG2	1979-2018	15	7	5	1	2	47	45	17	0.567



EDMONTON OILERS VS. OPPONENTS - ALL-TIME AWAY 1979-80 TO 2017-18

OPPONENT	SEASONS	GP	W	L	T	OTL	GF	GA	PTS	PCT.
Anaheim	1993-2018	53	20	30	2	1	136	155	43	0.406
Arizona	1996-2018	43	18	15	1	9	132	142	46	0.535
Boston	1979-2018	38	9	25	3	1	96	153	22	0.289
Buffalo	1979-2018	38	16	13	7	2	129	130	41	0.539
Calgary	1980-2018	117	41	65	9	2	370	438	93	0.397
Carolina	1997-2018	13	4	7	2	0	28	44	10	0.385
Chicago	1979-2018	68	25	34	7	2	217	251	59	0.434
Colorado	1995-2018	59	23	29	2	5	167	193	53	0.449
Columbus	2000-2018	29	12	9	3	5	97	85	32	0.552
Dallas	1993-2018	45	8	33	2	2	96	162	20	0.222
Detroit	1979-2018	65	22	35	3	5	191	242	52	0.400
Florida	1993-2018	17	10	5	2	0	52	42	22	0.647
Los Angeles	1979-2018	103	43	42	15	3	379	391	104	0.505
Minnesota	2000-2018	44	16	21	1	6	96	126	39	0.443
Montreal	1979-2018	40	16	17	4	3	127	134	39	0.488
Nashville	1998-2018	36	12	19	3	2	99	99	29	0.403
New Jersey	1982-2018	33	18	9	2	4	100	95	42	0.636
NY Islanders	1979-2018	39	9	20	9	1	125	156	28	0.359
NY Rangers	1979-2018	38	17	13	6	2	134	142	42	0.553
Ottawa	1992-2018	20	10	6	2	2	63	52	24	0.600
Philadelphia	1979-2018	39	12	25	2	0	107	154	26	0.333
Pittsburgh	1979-2018	38	14	19	3	2	148	145	33	0.434
San Jose	1991-2018	59	22	27	5	5	172	198	54	0.458
St. Louis	1979-2018	67	25	33	7	2	213	231	59	0.440
Tampa Bay	1992-2018	19	7	9	2	1	53	60	8	0.211
Toronto	1979-2018	47	17	26	2	2	181	189	38	0.404
Vancouver	1979-2018	120	51	48	12	9	410	419	123	0.513
Vegas	2017-2018	2	1	1	0	0	4	6	2	0.500
Washington	1979-2018	37	11	22	2	2	111	143	26	0.351
Winnipeg	2011-2018	8	4	1	0	3	27	22	11	0.688
* Winnipeg (1)	1979-1996	55	29	22	4	0	251	231	62	0.564
* Atlanta Flames	1979-1980	2	1	1	0	0	8	11	2	0.500
* Hartford	1979-1997	24	10	9	5	0	91	100	25	0.521
* Quebec	1979-1995	22	13	7	2	0	107	88	28	0.636
* Minnesota North Stars	1979-1993	23	12	6	5	0	86	82	29	0.630
* Colorado Rockies	1979-1982	8	2	5	1	0	27	31	5	0.313
* Atlanta Thrashers	1999-2011	5	3	2	0	0	14	8	6	0.600
TOTALS		1513	583	710	137	83	4844	5350	1377	0.455

FRANCHISES (TWO CITIES)	SEASONS	GP	W	L	T	OTL	GF	GA	PTS	PCT.
X- WPG1/ ARI	1979-2018	98	47	37	5	9	383	373	108	0.551
X -ATL/ CGY	1979-2018	119	42	66	9	2	378	449	95	0.399
X -HFD/ CAR	1979-2018	37	14	16	7	0	119	144	35	0.473
X -QUE/ COLa	1979-2018	81	36	36	4	5	274	281	81	0.500
X -MNS/ DAL	1979-2018	68	20	39	7	2	182	244	49	0.360
X -COLr/ NJD	1979-2018	41	20	14	3	4	127	126	47	0.573
X - ATL/WPG2	1979-2018	7	3	0	0	3	41	30	9	0.643



EDMONTON OILERS MONTHLY REGULAR SEASON RECORD - 1979-80 TO 2017-18

SEASON	OCTOBER GP-W-L-T-OTL	NOVEMBER GP-W-L-T-OTL	DECEMBER GP-W-L-T-OTL	JANUARY GP-W-L-T-OTL	FEBRUARY GP-W-L-T-OTL	MARCH GP-W-L-T-OTL	APRIL GP-W-L-T-OTL	MAY GP-W-L-T-OTL	TOTAL GP-W-L-T-OTL
1979-80	10-1-5-4-0	13-4-7-2-0	12-4-7-1-0	15-6-6-3-0	14-5-7-2-0	13-7-6-0-0	3-1-1-1-0	0-0-0-0-0	80-28-39-13-0
1980-81	9-2-4-3-0	14-4-8-2-0	12-2-9-1-0	14-8-4-2-0	14-5-7-2-0	14-6-3-5-0	3-2-0-1-0	0-0-0-0-0	80-29-35-16-0
1981-82	13-9-4-0-0	13-8-2-3-0	14-8-3-3-0	15-8-3-4-0	11-9-1-1-0	13-5-4-4-0	1-1-0-0-0	0-0-0-0-0	80-48-17-15-0
1982-83	13-4-6-3-0	13-7-3-3-0	13-8-3-2-0	15-10-3-2-0	11-6-4-1-0	13-11-2-0-0	2-1-0-1-0	0-0-0-0-0	80-47-21-12-0
1983-84	12-9-2-1-0	14-10-2-2-0	13-9-3-1-0	13-10-2-1-0	15-9-6-0-0	13-10-3-0-0	0-0-0-0-0	0-0-0-0-0	80-57-18-5-0
1984-85	10-8-0-2-0	14-10-3-1-0	12-7-4-1-0	15-11-2-2-0	12-7-4-1-0	14-5-6-3-0	3-1-1-1-0	0-0-0-0-0	80-49-20-11-0
1985-86	9-8-1-0-0	14-8-3-3-0	14-10-3-1-0	15-10-4-1-0	11-7-3-1-0	14-11-2-1-0	3-2-1-0-0	0-0-0-0-0	80-56-17-7-0
1986-87	12-8-4-0-0	13-6-6-1-0	13-10-2-1-0	14-10-2-2-0	11-4-6-1-0	15-11-4-0-0	2-1-0-1-0	0-0-0-0-0	80-50-24-6-0
1987-88	11-6-5-0-0	13-8-3-2-0	14-9-4-1-0	15-6-5-4-0	11-6-4-1-0	14-8-4-2-0	2-1-0-1-0	0-0-0-0-0	80-44-25-11-0
1988-89	11-5-4-2-0	15-10-4-1-0	12-5-6-1-0	15-5-8-2-0	12-7-5-0-0	14-6-6-2-0	1-0-1-0-0	0-0-0-0-0	80-38-34-8-0
1989-90	12-4-5-3-0	15-8-5-2-0	12-7-2-2-0	13-5-5-3-0	13-5-6-2-0	13-6-5-2-0	1-1-0-0-0	0-0-0-0-0	80-38-28-14-0
1990-91	11-2-7-2-0	12-5-7-0-0	14-11-3-0-0	13-7-5-1-0	14-5-8-1-0	16-7-7-2-0	0-0-0-0-0	0-0-0-0-0	80-37-37-6-0
1991-92	13-5-6-2-0	12-3-7-2-0	14-7-5-2-0	14-5-8-1-0	12-9-3-0-0	13-6-4-3-0	2-1-1-0-0	0-0-0-0-0	80-36-34-10-0
1992-93	12-3-8-1-0	12-5-4-3-0	15-5-9-1-0	14-5-6-3-0	12-5-7-0-0	13-3-10-0-0	6-0-6-0-0	0-0-0-0-0	84-26-50-8-0
1993-94	13-2-10-1-0	13-2-9-2-0	14-7-5-2-0	12-2-7-3-0	13-4-7-2-0	12-5-5-2-0	7-3-2-2-0	0-0-0-0-0	84-25-45-14-0
1994-95	0-0-0-0-0	0-0-0-0-0	0-0-0-0-0	6-2-4-0-0	13-5-6-2-0	13-5-7-1-0	14-5-8-1-0	2-0-2-0-0	48-17-27-4-0
1995-96	10-4-5-1-0	14-3-7-4-0	15-6-8-1-0	11-5-6-0-0	12-4-7-1-0	14-7-6-1-0	6-1-5-0-0	0-0-0-0-0	82-30-44-8-0
1996-97	12-7-5-0-0	14-6-7-1-0	14-4-7-3-0	12-8-3-1-0	12-4-6-2-0	13-6-7-0-0	5-1-2-2-0	0-0-0-0-0	82-36-37-9-0
1997-98	12-5-6-1-0	15-3-7-5-0	13-3-7-3-0	13-7-5-1-0	7-3-4-0-0	14-8-6-0-0	8-6-2-0-0	0-0-0-0-0	82-35-37-10-0
1998-99	9-5-4-0-0	13-7-5-1-0	13-3-8-2-0	11-4-3-4-0	14-4-8-2-0	14-5-7-2-0	8-5-2-1-0	0-0-0-0-0	82-33-37-12-0
1999-00	11-4-3-2-2	12-2-5-4-1	15-6-4-3-2	14-5-3-4-2	13-8-2-2-1	12-4-7-1-0	5-3-2-0-0	0-0-0-0-0	82-32-26-16-8
2000-01	13-6-5-2-0	14-8-5-1-0	13-4-5-3-1	15-7-6-2-0	10-5-3-1-1	13-8-3-1-1	4-1-1-2-0	0-0-0-0-0	82-39-28-12-3
2001-02	14-9-4-1-0	13-7-3-2-1	15-5-6-3-1	14-4-7-3-0	6-1-4-1-0	14-9-2-2-1	6-3-2-0-1	0-0-0-0-0	82-38-28-12-4
2002-03	9-2-4-2-1	15-9-4-2-0	14-6-5-0-3	14-7-3-2-2	12-2-7-1-2	16-10-2-3-1	2-0-1-1-0	0-0-0-0-0	82-36-26-11-9
2003-04	9-4-5-0-0	15-6-6-3-0	13-3-6-4-0	16-7-7-1-1	12-6-3-2-1	16-10-1-2-3	1-0-1-0-0	0-0-0-0-0	82-36-29-12-5
2004-05	SEASON CANCELLED - NHL LOCKOUT								
2005-06	12-5-6-0-1	14-9-5-0-0	14-8-3-0-3	12-6-4-0-2	6-2-2-0-2	16-7-5-0-4	8-4-3-0-1	0-0-0-0-0	82-41-28-0-13
2006-07	11-7-4-0-0	13-6-5-0-2	14-5-9-0-0	13-7-4-0-2	13-5-6-0-2	14-1-12-0-1	4-1-3-0-0	0-0-0-0-0	82-32-43-0-7
2007-08	13-5-8-0-0	13-6-6-0-1	14-5-6-0-3	13-7-5-0-1	12-7-5-0-0	15-10-4-0-1	2-1-1-0-0	0-0-0-0-0	82-41-35-0-6
2008-09	9-4-4-0-1	14-6-7-0-1	13-7-5-0-1	12-8-4-0-0	14-6-6-0-2	15-5-6-0-4	5-2-3-0-0	0-0-0-0-0	82-38-35-0-9
2009-10	14-7-6-0-1	13-3-7-0-3	14-6-8-0-0	12-0-10-0-2	8-3-5-0-0	15-5-9-0-1	6-3-2-0-1	0-0-0-0-0	82-27-47-0-8
2010-11	9-3-4-0-2	14-4-8-0-2	13-5-5-0-3	13-3-9-0-1	14-5-9-0-0	14-3-8-0-3	5-2-2-0-1	0-0-0-0-0	82-25-45-0-12
2011-12	11-7-2-0-2	14-5-8-0-1	12-3-9-0-0	13-4-7-0-2	13-6-6-0-1	15-6-6-0-3	4-1-2-0-1	0-0-0-0-0	82-32-40-0-10
2012-13	0-0-0-0-0	0-0-0-0-0	0-0-0-0-0	7-4-2-0-1	12-4-5-0-3	15-6-6-0-3	14-5-9-0-0	0-0-0-0-0	48-19-22-0-7
2013-14	14-3-9-0-2	13-5-8-0-0	15-5-7-0-3	14-5-8-0-1	5-2-2-0-1	14-6-6-0-2	7-3-4-0-0	0-0-0-0-0	82-29-44-0-9
2014-15	10-4-5-0-1	14-2-9-0-3	14-2-8-0-4	12-5-6-0-1	13-5-7-0-1	13-5-5-0-3	6-1-4-0-1	0-0-0-0-0	82-24-44-0-14
2015-16	12-4-8-0-0	13-4-7-0-2	14-7-6-0-1	11-4-5-0-2	14-4-8-0-2	15-7-8-0-0	3-1-1-0-1	0-0-0-0-0	82-31-43-0-8
2016-17	9-7-2-0-0	15-5-8-0-2	14-7-2-0-5	14-9-4-0-1	12-6-6-0-0	13-9-3-0-1	5-4-1-0-0	0-0-0-0-0	82-47-26-0-9
2017-18	10-3-6-0-1	16-7-8-0-1	13-7-5-0-1	10-5-5-0-0	14-5-8-0-1	16-7-7-0-2	3-2-1-0-0	0-0-0-0-0	82-36-40-0-6
TOTALS	404-181-176-33-14	491-211-208-52-20	488-218-197-42-31	494-231-190-52-21	447-195-203-29-20	533-256-204-39-34	167-70-75-15-7	2-0-2-0-0	3,026-1,362-1,255-262-147



EDMONTON OILERS MONTHLY REGULAR SEASON RECORD - OVERALL

MONTH	GP	W	L	T	OTL	PCT.
OCTOBER	404	181	176	33	14	0.506
NOVEMBER	491	211	208	52	20	0.503
DECEMBER	488	218	197	42	31	0.522
JANUARY	494	231	190	52	21	0.541
FEBRUARY	447	195	203	29	20	0.491
MARCH	533	256	204	39	34	0.549
APRIL	167	70	75	15	7	0.485
MAY	2	0	2	0	0	0.000
TOTALS	3026	1362	1255	262	147	0.518

EDMONTON OILERS MAN GAMES LOST DUE TO INJURY BY SEASON - 1979-80 TO 2017-18

SEASON	GAMES LOST	SEASON	GAMES LOST	SEASON	GAMES LOST	SEASON	GAMES LOST
1979-80	127	1990-91	114	2001-02	93	2012-13	114
1980-81	189	1991-92	154	2002-03	133	2013-14	299
1981-82	142	1992-93	144	2003-04	187	2014-15	260
1982-83	30	1993-94	182	2004-05	-	2015-16	368
1983-84	101	1994-95	125	2005-06	134	2016-17	355
1984-85	100	1995-96	167	2006-07	286	2017-18	151
1985-86	158	1996-97	149	2007-08	346	TOTAL	7136
1986-87	110	1997-98	216	2008-09	225	AVG/ SEASON (39)	193
1987-88	68	1998-99	169	2009-10	531		
1988-89	188	1999-00	182	2010-11	286		
1989-90	116	2000-01	189	2011-12	248		



EDMONTON OILERS MONTHLY REGULAR SEASON RECORD - 1979-80 TO 2017-18

SEASON	POWER PLAY					PENALTY KILLING				PENALTY MINUTES				SHORTHANDED GOALS	
	GP	GF	OPP	PCT.	RANK	GA	OPP	PCT.	RANK	MINS	AVG.	BMI	RANK	F-A	RANK
1979-80	80	61	282	21.6	11/21	74	315	76.5	14/21	1528	19.1	16	3/21	11-4	2/4
1980-81	80	77	347	22.2	12/21	85	348	75.6	14/21	1544	19.3	18	14/21	13-7	4/4
1981-82	80	86	341	25.2	4/21	67	371	81.9	1/21	1473	18.4	20	11/21	12-8	4/8
1982-83	80	86	294	29.3	1/21	89	396	77.5	9/21	1771	22.1	28	2/21	22-6	1/2
1983-84	80	81	318	25.5	2/21	77	386	80.1	6/21	1577	19.7	18	7/21	36-12	1/13
1984-85	80	74	293	25.3	2/21	76	353	78.5	9/21	1567	19.6	12	7/21	25-5	1/1
1985-86	80	78	295	26.4	1/21	77	409	81.2	3/21	1928	24.1	28	5/21	27-15	1/17
1986-87	80	79	318	22.0	7/21	74	372	80.1	9/21	1721	21.5	26	14/21	28-8	1/5
1987-88	80	88	402	21.9	7/21	86	447	80.8	7/21	2173	27.2	22	12/21	20-11	2/7
1988-89	80	83	419	19.8	16/21	78	452	82.7	2/21	1931	24.1	20	11/21	27-17	1/19
1989-90	80	84	407	20.6	12/21	82	417	80.3	10/21	2046	25.6	22	9/21	22-6	1/2
1990-91	80	63	361	17.5	17/21	80	388	79.4	15/21	1823	22.8	22	14/21	13-4	6/1
1991-92	80	68	366	18.6	14/22	93	423	78.0	20/22	1907	23.8	24	10/22	12-15	8/20
1992-93	84	66	416	15.9	23/24	106	464	77.2	21/24	2027	24.1	14	6/24	17-10	6/5
1993-94	84	74	402	18.4	15/26	78	401	80.5	20/26	1858	22.1	12	8/26	2-9	26/5
1994-95	48	42	259	16.2	18/26	52	233	77.7	25/26	1183	24.6	12	2/26	8-8	4/21
1995-96	82	72	452	15.9	20/26	80	417	80.8	18/26	1709	20.8	12	9/26	10-12	17/14
1996-97	82	73	406	18.0	6/26	59	338	82.5	18/26	1368	16.7	18	19/26	9-13	16/22
1997-98	82	77	483	15.9	12/26	66	406	83.7	22/26	1690	20.6	10	9/26	10-11	13/15
1998-99	82	63	438	14.4	17/27	67	374	82.1	21/27	1373	16.7	12	11/26	8-10	8/18
1999-00	82	53	336	15.8	17/28	54	369	85.4	10/28	1344	16.4	16	5/28	9-4	7/3
2000-01	82	59	398	14.8	21/30	62	382	83.8	16/30	1287	15.7	10	13/30	13-4	5/2
2001-02	82	51	333	15.3	16/30	50	348	85.6	12/30	1267	15.5	6	10/30	12-7	4/12
2002-03	82	56	386	14.5	19/30	61	351	82.6	19/30	1203	14.7	16	13/30	13-8	1/14
2003-04	82	44	338	13.0	29/30	66	349	81.1	27/30	1220	14.9	22	16/30	13-8	4/13
2004-05	SEASON CANCELLED - NHL LOCKOUT														
2005-06	82	88	485	18.1	14/30	76	478	84.1	8/30	1204	14.7	22	19/30	15-5	4/1
2006-07	82	53	373	14.2	27/30	59	382	84.6	8/30	1263	15.7	22	25/30	6-4	21/2
2007-08	82	57	344	16.6	20/30	56	366	84.7	5/30	1175	14.3	26	19/30	7-10	16/21
2008-09	82	60	354	17.0	21/30	76	338	77.5	27/30	1247	15.0	20	7/30	3-8	29/14
2009-10	82	52	301	17.3	18/30	67	305	78.0	26/30	1115	13.8	9	20/30	6-5	18/10
2010-11	82	44	304	14.5	27/30	82	321	77.0	29/30	1270	15.5	20	28/30	8-2	3/3
2011-12	82	54	262	20.6	3/30	52	296	82.4	14/30	942	11.5	20	18/30	5-8	14/21
2012-13	48	34	169	21.2	13/30	29	175	83.4	9/30	522	10.9	16	12/30	4-1	16/5
2013-14	82	46	271	17.0	21/30	50	280	82.1	15/30	966	11.8	20	22/30	4-13	24/30
2014-15	82	41	232	17.7	21/30	51	219	76.7	28/30	677	8.3	10	27/30	4-7	20/30
2015-16	82	43	237	18.1	18/30	48	254	81.1	18/30	794	9.4	9	16/30	5-6	17/30
2016-17	82	56	245	22.9	5/30	43	223	80.7	17/30	738	9.0	7	12/30	4-5	24/8
2017-18	82	31	210	14.8	31/31	57	245	76.7	25/31	752	9.10	5	22/31	11-5	2/12

NOTE:

- Rank in penalty minutes is based on most to fewest PIM. For example, in 1979-80 the Oilers were the 3rd most penalized team in the NHL.
- Rank in shorthanded goals (SHG) is based on most SHG for and on fewest SHG against. For example, in 1979-80 the Oilers had the second most shorthanded goals for and the fourth fewest shorthanded goals against.



EDMONTON OILERS OVERTIME RECORD - 1983-84 TO 2017-18

SEASON	HOME					AWAY					OVERALL					PCT.
	GP	W	L	T	SOL	GP	W	L	T	SOL	GP	W	L	T	SOL	
1983-84	5	1	0	4	—	4	3	0	1	—	9	4	0	5	—	0.722
1984-85	7	0	0	7	—	5	0	1	4	—	12	0	1	11	—	0.458
1985-86	6	3	1	2	—	8	2	1	5	—	14	5	2	7	—	0.607
1986-87	8	2	1	5	—	6	3	2	1	—	14	5	3	6	—	0.571
1987-88	5	0	1	4	—	11	3	1	7	—	16	3	2	11	—	0.531
1988-89	5	1	1	3	—	10	3	2	5	—	15	4	3	8	—	0.533
1989-90	10	3	1	6	—	10	2	0	8	—	20	5	1	14	—	0.600
1990-91	7	2	2	3	—	8	2	3	3	—	15	4	5	6	—	0.467
1991-92	5	0	0	5	—	7	0	2	5	—	12	0	2	10	—	0.417
1992-93	9	2	2	5	—	8	3	2	3	—	17	5	4	8	—	0.529
1993-94	7	0	4	3	—	14	1	2	11	—	21	1	6	14	—	0.381
1994-95	2	1	0	1	—	5	0	2	3	—	7	1	2	4	—	0.429
1995-96	8	2	1	5	—	6	2	1	3	—	14	4	2	8	—	0.571
1996-97	8	1	3	4	—	8	0	3	5	—	16	1	6	9	—	0.344
1997-98	6	0	1	5	—	9	3	1	5	—	15	3	2	10	—	0.533
1998-99	9	0	4	5	—	11	3	1	7	—	20	3	5	12	—	0.450
1999-00	13	1	3	9	—	15	3	5	7	—	28	4	8	16	—	0.429
2000-01	12	3	2	7	—	8	2	1	5	—	20	5	3	12	—	0.550
2001-02	6	2	0	4	—	13	1	4	8	—	19	3	4	12	—	0.474
2002-03	15	6	4	5	—	12	1	5	6	—	27	7	9	11	—	0.463
2003-04	12	5	3	4	—	11	1	2	8	—	23	6	5	12	—	0.522
2005-06	12	6	2	—	4	14	7	2	—	5	26	13	4	—	9	0.673
2006-07	5	2	2	—	1	6	2	2	—	2	11	4	4	—	3	0.500
2007-08	10	9	0	—	1	15	10	2	—	3	25	19	2	—	4	0.840
2008-09	7	1	3	—	3	9	6	2	—	1	16	7	5	—	4	0.563
2009-10	9	5	2	—	2	8	4	0	—	4	17	9	2	—	6	0.706
2010-11	9	3	0	—	6	7	1	3	—	3	16	4	3	—	9	0.531
2011-12	10	4	3	—	3	7	3	0	—	4	17	7	3	—	7	0.618
2012-13	6	2	3	—	1	5	2	1	—	2	11	4	4	—	3	0.500
2013-14	8	5	2	—	1	10	4	4	—	2	18	9	6	—	3	0.583
2014-15	6	3	1	—	2	15	4	6	—	5	21	7	7	—	7	0.500
2015-16	8	6	1	—	1	11	5	4	—	2	19	11	5	—	3	0.658
2016-17	10	6	1	—	3	9	4	3	—	2	19	10	4	—	5	0.658
2017-18	11	7	4	—	0	7	5	1	—	1	18	12	5	—	1	0.694
TOTALS	276	94	58	96	28	312	95	71	110	36	588	189	129	206	64	0.551



EDMONTON OILERS OVERTIME RECORD VS. OPPONENTS (1983-84 TO 2017-18)

SEASON	HOME					AWAY					OVERALL					PCT.
	GP	W	L	T	SOL	GP	W	L	T	SOL	GP	W	L	T	SOL	
Anaheim	14	8	4	0	2	10	5	3	2	0	24	13	7	2	2	0.625
Arizona*	11	5	2	2	2	21	6	8	4	3	32	11	10	6	5	0.516
Boston	6	2	3	1	0	8	2	4	2	0	14	4	7	3	0	0.393
Buffalo	4	2	0	2	0	12	3	4	5	0	16	5	4	7	0	0.531
Calgary	19	6	3	7	3	14	2	4	7	1	33	8	7	14	4	0.515
Carolina**	6	3	0	3	0	5	0	0	5	0	11	3	0	8	0	0.636
Chicago	12	3	5	4	0	16	8	1	6	1	28	11	6	10	1	0.589
Colorado***	16	4	5	4	3	13	4	2	3	4	29	8	7	7	7	0.517
Columbus	4	2	0	0	2	9	1	1	3	4	13	3	1	3	6	0.577
Dallas^	19	5	5	5	4	12	4	2	6	0	31	9	7	11	4	0.532
Detroit	17	7	1	8	1	11	4	4	2	1	28	11	5	10	2	0.607
Florida	2	1	0	1	0	7	5	0	2	0	9	6	0	3	0	0.833
Los Angeles	20	5	4	11	0	23	7	2	12	2	43	12	6	23	2	0.570
Minnesota	11	4	2	3	2	9	2	2	1	4	20	6	4	4	6	0.550
Montreal	2	2	0	0	0	12	6	2	2	2	14	8	2	2	2	0.714
Nashville	7	3	2	0	2	5	0	2	3	0	12	3	4	3	2	0.458
New Jersey	11	3	3	5	0	10	4	3	2	1	21	7	6	7	1	0.524
NY Islanders	7	2	0	5	0	9	3	0	5	1	16	5	0	10	1	0.656
NY Rangers	6	2	1	3	0	11	4	2	5	0	17	6	3	8	0	0.588
Ottawa	3	0	1	2	0	6	1	1	2	2	9	1	2	4	2	0.444
Philadelphia	8	2	0	5	1	3	0	1	2	0	11	2	1	7	1	0.545
Pittsburgh	4	3	0	0	1	7	1	3	3	0	11	4	3	3	1	0.545
San Jose	14	4	1	7	2	16	6	3	5	2	30	10	4	12	4	0.600
St. Louis	9	4	2	2	1	15	5	4	6	0	24	9	6	8	1	0.563
Tampa Bay	3	3	0	0	0	5	2	0	2	1	8	5	0	2	1	0.813
Toronto	7	1	2	4	0	3	0	2	1	0	10	1	4	5	0	0.350
Vancouver	20	6	8	5	1	30	7	8	11	4	50	13	16	16	5	0.470
Vegas	0	0	0	0	0	1	1	0	0	0	1	1	0	0	0	1.000
Washington	4	1	1	2	0	6	2	1	1	2	10	3	2	3	2	0.550
Winnipeg^^	10	1	3	5	1	3	0	2	0	1	13	1	5	5	2	0.346
TOTALS	276	94	58	96	28	312	95	71	110	36	588	189	129	206	64	0.551

* Includes results against Winnipeg Jets (1979-95)

** Includes results against Hartford Whalers (1979-97)

*** Includes results against Quebec Nordiques (1979-95)

^ Includes results against Minnesota North Stars (1979-93)

^^ Includes results against Atlanta Thrashers (1979-2011)



EDMONTON OILERS SHOOTOUT RECORD— 2005-06 TO 2017-18

YEAR-BY-YEAR

SEASON	HOME				AWAY				OVERALL			
	SO	W	L	PCT.	SO	W	L	PCT.	SO	W	L	PCT.
2005-06	7	3	4	0.429	9	4	5	0.444	16	7	9	0.438
2006-07	3	2	1	0.667	3	1	2	0.333	6	3	3	0.500
2007-08	9	8	1	0.889	10	7	3	0.700	19	15	4	0.789
2008-09	4	1	3	0.250	6	5	1	0.833	10	6	4	0.600
2009-10	6	4	2	0.667	8	4	4	0.500	14	8	6	0.571
2010-11	8	2	6	0.250	3	0	3	0.000	11	2	9	0.182
2011-12	6	3	3	0.500	6	2	4	0.333	12	5	7	0.417
2012-13	2	1	1	0.500	3	1	2	0.333	5	2	3	0.400
2013-14	2	1	1	0.500	5	3	2	0.600	7	4	3	0.571
2014-15	4	2	2	0.500	8	3	5	0.375	12	5	7	0.417
2015-16	4	3	1	0.750	3	1	2	0.333	7	4	3	0.571
2016-17	5	2	3	0.400	4	2	2	0.500	9	4	5	0.444
2017-18	4	4	0	1.000	2	1	1	0.500	6	5	1	0.833
TOTALS	64	36	28	0.563	70	34	36	0.486	134	70	64	0.522

VS OPPONENT

SEASON	HOME				AWAY				OVERALL			
	SO	W	L	PCT.	SO	W	L	PCT.	SO	W	L	PCT.
Anaheim	4	2	2	0.500	2	2	0	1.000	6	4	2	0.667
Arizona	4	2	2	0.500	5	2	3	0.400	9	4	5	0.444
Boston	2	2	0	1.000	0	0	0	n/a	2	2	0	1.000
Calgary	6	3	3	0.500	2	1	1	0.500	8	4	4	0.500
Chicago	1	1	0	1.000	2	1	1	0.500	3	2	1	0.667
Colorado	4	1	3	0.250	5	1	4	0.200	9	2	7	0.222
Columbus	3	1	2	0.333	4	0	4	0.000	7	1	6	0.143
Dallas	5	1	4	0.200	2	2	0	1.000	7	3	4	0.429
Detroit	6	5	1	0.833	3	2	1	0.667	9	7	2	0.778
Florida	0	0	0	n/a	4	4	0	1.000	4	4	0	1.000
Los Angeles	1	1	0	1.000	7	5	2	0.714	8	6	2	0.750
Minnesota	4	2	2	0.500	5	1	4	0.200	9	3	6	0.333
Montreal	0	0	0	n/a	3	1	2	0.333	3	1	2	0.333
Nashville	3	1	2	0.333	0	0	0	n/a	3	1	2	0.333
New Jersey	1	1	0	1.000	1	0	1	0.000	2	1	1	0.500
NY Islanders	1	1	0	n/a	2	1	1	0.500	3	2	1	0.667
NY Rangers	1	1	0	1.000	1	1	0	1.000	2	2	0	1.000
Ottawa	0	0	0	n/a	2	0	2	0.000	2	0	2	0.000
Philadelphia	1	0	1	0.000	0	0	0	n/a	1	0	1	0.000
Pittsburgh	2	1	1	0.500	1	1	0	1.000	3	2	1	0.667
San Jose	5	3	2	0.600	6	4	2	0.667	11	7	4	0.636
St. Louis	2	1	1	0.500	2	2	0	1.000	4	3	1	0.750
Tampa Bay	2	2	0	1.000	1	0	1	0.000	3	2	1	0.667
Vancouver	5	4	1	0.800	6	2	4	0.333	11	6	5	0.545
Washington	0	0	0	n/a	3	1	2	0.333	3	1	2	0.333
Winnipeg^^	1	0	1	0.000	1	0	1	0.000	2	0	2	0.000
TOTALS	64	36	28	0.563	70	34	36	0.486	134	70	64	0.522

^^ Includes results against Atlanta Thrashers (1979-2011)

NOTE To date, the Oilers have not played a game decided in a shootout against three teams: Buffalo, Carolina and Toronto



YEAR-BY-YEAR GOALTENDING SHOOTOUT STATISTICS

SEASON	SO	SAVES	ATT	SV PCT.	W	L	PCT.
2005-06	16	31	54	0.574	7	9	0.438
2006-07	6	16	24	0.667	3	3	0.500
2007-08	19	57	69	0.826	15	4	0.789
2008-09	10	24	30	0.800	6	4	0.600
2009-10	14	42	60	0.700	8	6	0.571
2010-11	11	26	41	0.634	2	9	0.182
2011-12	12	28	47	0.596	5	7	0.417
2012-13	5	7	13	0.538	2	3	0.400
2013-14	7	14	22	0.636	4	3	0.571
2014-15	12	51	64	0.797	5	7	0.417
2015-16	7	14	22	0.636	4	3	0.571
2016-17	9	16	27	0.593	4	5	0.444
2017-18	6	12	19	0.632	5	1	0.833
TOTALS	134	338	492	0.687	70	64	0.522

YEAR-BY-YEAR SKATERS SHOOTOUT STATISTICS

SEASON	SO	GOALS	ATT	PCT
2005-06	16	19	53	35.8%
2006-07	6	6	22	27.3%
2007-08	19	24	65	36.9%
2008-09	10	11	29	37.9%
2009-10	14	20	61	32.8%
2010-11	11	8	46	17.4%
2011-12	12	16	48	33.3%
2012-13	5	5	11	45.5%
2013-14	7	10	21	47.6%
2014-15	12	10	63	15.9%
2015-16	7	9	23	39.1%
2016-17	9	10	27	37.0%
2017-18	6	11	19	57.9%
TOTALS	134	159	488	32.6%



EDMONTON OILERS SHOOTOUT RESULTS 2005-06 - 7-9 (HOME 3-4; AWAY 4-5)

DATE	OPPONENT	FINAL SCORE			SHOOTOUT SCORE			EDM			OPP			DECIDING GOAL	GOALTENDERS OILERS/ Opponent
		GF	GA	RESULT	GF	GA		G	A	PCT	G	A	PCT		
Oct. 8	vs VANCOUVER	4	3	W	2	0		2	2	100.0%	0	2	0.0%	RAFFI TORRES	MARKKANEN/Cloutier
Nov. 21	vs SAN JOSE	2	1	W	2	1		2	3	66.7%	1	3	33.3%	RYAN SMYTH	MORRISON/Nabokov
Nov. 25	at Calgary	2	1	W	1	0		1	4	25.0%	0	4	0.0%	FERNANDO PISANI	MORRISON/Kiprusoff
Dec. 10	at NY Islanders	2	3	L	1	2		1	3	33.3%	2	3	66.7%	Trent Hunter	MARKKANEN/DiPietro
Dec. 13	at New Jersey	1	2	L	0	2		0	2	0.0%	2	2	100.0%	Viktor Kozlov	CONKLIN/Brodeur
Jan. 19	at San Jose	3	2	W	2	1		2	3	66.7%	1	3	33.3%	RYAN SMYTH	MORRISON/Toskala
Jan. 21	at Phoenix	3	4	L	1	2		1	3	33.3%	2	3	66.7%	Ladislav Nagy	MARKKANEN/Joseph
Jan. 29	at Phoenix	4	3	W	2	1		2	6	33.3%	1	6	16.7%	RADEK DVORAK	MORRISON/Joseph
Feb. 2	vs COLUMBUS	1	2	L	3	4		3	8	37.5%	4	8	50.0%	Jason Chimera	MARKKANEN/Denis
Feb. 6	vs ANAHEIM	6	5	W	1	0		1	3	33.3%	0	3	0.0%	FERNANDO PISANI	MORRISON/Giguere
Feb. 12	vs ST. LOUIS	4	5	L	0	1		0	3	0.0%	1	3	33.3%	Dennis Wideman	MORRISON/Sanford
Mar. 7	vs DALLAS	3	4	L	0	2		0	2	0.0%	2	2	100.0%	Sergei Zubov	MORRISON/Turco
Mar. 18	vs DETROIT	3	4	L	0	2		0	2	0.0%	2	3	66.7%	Jason Williams	ROLOSON/Gage
Mar. 23	at Vancouver	3	4	L	2	3		2	3	66.7%	3	3	100.0%	Todd Bertuzzi	ROLOSON/Auld
Mar. 26	at Colorado	4	3	W	1	0		1	3	33.3%	0	3	0.0%	SERGEI SAMSONOV	ROLOSON/Budaj
Apr. 6	at Minnesota	1	2	L	1	2		1	3	33.3%	2	3	66.7%	Brian Rolston	ROLOSON/Fernandez
TOTALS															

EDMONTON OILERS SHOOTOUT RESULTS 2006-07 - 3-3 (HOME 2-1; AWAY 1-2)

DATE	OPPONENT	FINAL SCORE			SHOOTOUT SCORE			EDM			OPP			DECIDING GOAL	GOALTENDERS OILERS/ Opponent
		GF	GA	RESULT	GF	GA		G	A	PCT	G	A	PCT		
Nov. 7	at Montreal	2	3	L	1	2		1	4	25.0%	2	4	50.0%	Alex Kovalev	ROLOSON/Aebischer
Nov. 18	vs Detroit	4	3	W	3	2		3	7	42.9%	2	7	28.6%	RAFFI TORRES	ROLOSON/MacDonald
Jan. 4	vs Dallas	5	6	L	0	2		0	2	0.0%	2	2	100.0%	Sergei Zubov	ROLOSON/Turco
Feb. 20	at Ottawa	3	4	L	0	2		0	2	0.0%	2	3	66.7%	Dean McAmmond	MARKKANEN/Gerber
Feb. 23	at Detroit	4	3	W	1	0		1	2	50.0%	0	3	0.0%	RYAN SMYTH	MARKKANEN/Hasek
Mar. 23	vs Colorado	4	3	W	1	0		1	5	20.0%	0	5	0.0%	MIYAN REASONER	ROLOSON/Budaj

EDMONTON OILERS SHOOTOUT RESULTS 2007-08 - 15-4 (HOME 8-1; AWAY 7-3)

DATE	OPPONENT	FINAL SCORE			SHOOTOUT SCORE			EDM			OPP			DECIDING GOAL	GOALTENDERS OILERS/ Opponent
		GF	GA	RESULT	GF	GA		G	A	PCT	G	A	PCT		
Oct. 4	vs San Jose	3	2	W	2	1		2	4	50.0%	1	4	25.0%	JARRET STOLL	ROLOSON/Nabokov
Oct. 25	vs Minnesota	5	4	W	2	1		2	3	66.7%	1	3	33.3%	ALES HEMSKY	ROLOSON/Harding
Oct. 28	at Anaheim	3	2	W	2	0		2	2	100.0%	0	2	0.0%	SAM GAGNER	GARON/Giguere
Nov. 7	at Colorado	3	4	L	1	2		1	4	25.0%	2	4	50.0%	Marek Svatos	ROLOSON/Budaj
Nov. 14	at Vancouver	1	0	W	1	0		1	3	33.3%	0	3	0.0%	ALES HEMSKY	GARON/Luongo
Nov. 20	vs Vancouver	5	4	W	2	1		2	5	40.0%	1	5	20.0%	SHAWN HORCOFF	GARON/Luongo
Nov. 24	vs Chicago	3	2	W	2	0		2	3	66.7%	0	2	0.0%	SAM GAGNER	ROLOSON/Khabibulin
Dec. 3	at Los Angeles	4	3	W	1	0		1	2	50.0%	0	3	0.0%	SAM GAGNER	GARON/Aubin
Dec. 11	at St. Louis	5	4	W	1	0		1	3	33.3%	0	3	0.0%	SHAWN HORCOFF	GARON/Toivonen
Dec. 13	at Detroit	4	3	W	1	0		1	2	50.0%	0	3	0.0%	ALES HEMSKY	ROLOSON/Hasek
Dec. 15	vs Vancouver	2	1	W	2	1		2	4	50.0%	1	4	25.0%	FERNANDO PISANI	GARON/Sanford
Dec. 18	vs Dallas	1	2	L	0	1		0	3	0.0%	1	2	50.0%	Sergei Zubov	ROLOSON/Turco
Jan. 5	vs NY Rangers	3	2	W	1	0		1	2	50.0%	0	3	0.0%	SAM GAGNER	GARON/Lundqvist
Jan. 17	at Washington	4	5	L	0	1		0	12	0.0%	1	12	8.3%	Matt Bradley	ROLOSON/Kolzig
Jan. 24	at Florida	4	3	W	1	0		1	2	50.0%	0	3	0.0%	SHAWN HORCOFF	GARON/Vokoun
Feb. 26	vs Detroit	4	3	W	1	0		1	3	33.3%	0	3	0.0%	ROBERT NILSSON	ROLOSON/Osgood
Mar. 2	vs Columbus	4	3	W	1	0		1	2	50.0%	0	3	0.0%	ALES HEMSKY	GARON/Leclaire
Mar. 16	at San Jose	2	1	W	2	1		2	4	50.0%	1	4	25.0%	FERNANDO PISANI	ROLOSON/Nabokov
Mar. 28	at Colorado	4	5	L	1	3		1	2	50.0%	3	3	100.0%	Joe Sakic	ROLOSON/Theodore



EDMONTON OILERS SHOOTOUT RESULTS 2008-09 - 6-4 (HOME 1-3; AWAY 5-1)

DATE	OPPONENT	FINAL SCORE			SHOOTOUT SCORE			EDM			OPP			DECIDING GOAL	GOALTENDERS OILERS/ Opponent
		GF	GA	RESULT	GF	GA		G	A	PCT	G	A	PCT		
Nov. 7	at Montreal	2	3	L	1	2		1	4	25.0%	2	4	50.0%	Alex Kovalev	ROLOSON/Aebischer
Nov. 10	at NY Rangers	3	2	W	1	0		1	2	50.0%	0	3	0.0%	ALES HEMSKY	DESLAURIERS/Lundqvist
Nov. 15	vs Colorado	2	3	L	1	2		1	5	20.0%	2	5	40.0%	Darcy Tucker	ROLOSON/Budaj
Dec. 5	at Los Angeles	5	4	W	2	1		2	3	66.7%	1	3	33.3%	ALES HEMSKY	GARON/LaBarbera
Dec. 19	vs Anaheim	2	3	L	0	1		0	3	0.0%	1	3	33.3%	Corey Perry	ROLOSON/Hiller
Feb. 5	at St. Louis	2	1	W	2	0		2	2	100.0%	0	2	0.0%	ROBERT NILSSON	ROLOSON/Mason
Feb. 8	at Minnesota	2	3	L	0	1		0	4	0.0%	1	4	25.0%	Mikko Koivu	ROLOSON/Backstrom
Feb. 14	at Los Angeles	3	2	W	2	0		2	2	100.0%	0	2	0.0%	SAM GAGNER	ROLOSON/Quick
Feb. 21	vs Calgary	2	3	L	0	1		0	3	0.0%	1	3	33.3%	Todd Bertuzzi	ROLOSON/Kiprusoff
Mar. 17	vs St. Louis	2	1	W	1	0		1	3	33.3%	0	3	0.0%	ALES KOTALIK	ROLOSON/Mason
Mar. 20	at Chicago	5	4	W	2	0		2	2	100.0%	0	2	0.0%	PATRICK O'SULLIVAN	ROLOSON/Khabibulin

EDMONTON OILERS SHOOTOUT RESULTS 2009-10 - 8-6 (HOME 4-2; AWAY 4-4)

DATE	OPPONENT	FINAL SCORE			SHOOTOUT SCORE			EDM			OPP			DECIDING GOAL	GOALTENDERS OILERS/ Opponent
		GF	GA	RESULT	GF	GA		G	A	PCT	G	A	PCT		
Oct. 6	vs. Dallas	5	4	W	1	0		1	3	33.3%	0	3	0.0%	ALES HEMSKY	KHABIBULIN/Turco
Oct. 8	vs. Calgary	4	3	L	1	2		1	3	33.3%	2	2	100.0%	Olli Jokinen	KHABIBULIN/Kiprusoff
Oct. 29	vs. Detroit	6	5	W	1	0		1	3	33.3%	0	3	0.0%	PATRICK O'SULLIVAN	KHABIBULIN/Howard
Nov. 10	at Ottawa	4	3	L	1	2		1	3	33.3%	2	3	66.7%	Jason Spezza	DESLAURIERS/Leclaire
Nov. 16	at Columbus	3	2	L	1	2		1	4	25.0%	2	4	50.0%	Jacob Voracek	KHABIBULIN/Garon
Nov. 27	vs. San Jose	6	5	L	0	1		0	3	0.0%	1	3	33.3%	Joe Pavelski	DESLAURIERS/Nabokov
Dec. 5	at Dallas	3	2	W	2	1		2	5	40.0%	1	5	20.0%	SHAWN HORCOFF	DESLAURIERS/Turco
Dec. 7	at Florida	3	2	W	2	1		2	3	66.7%	1	3	33.3%	SHAWN HORCOFF	DESLAURIERS/Vokoun
Feb. 11	at Los Angeles	3	2	W	4	3		4	10	40.0%	3	10	30.0%	LUBOMIR VISNOVSKY	DESLAURIERS/Ersberg
Mar. 5	vs. Minnesota	2	1	W	3	2		3	6	50.0%	2	6	33.3%	MIKE COMRIE	DESLAURIERS/Backstrom
Mar. 11	at Montreal	5	4	L	0	1		0	5	0.0%	1	5	20.0%	Andrei Kostitsyn	DUBNYK/Halak
Mar. 19	vs. Detroit	3	2	W	2	1		2	3	66.7%	1	3	33.3%	GILBERT BRULE	DUBNYK/Howard
Apr. 3	at Phoenix	3	2	L	0	1		0	8	0.0%	1	8	12.5%	Matthew Lombardi	DESLAURIERS/Bryzgalov
Apr. 10	at Los Angeles	3	2	W	2	1		2	2	100.0%	1	3	33.3%	SHAWN HORCOFF	DUBNYK/Quick

EDMONTON OILERS SHOOTOUT RESULTS 2010-11 - 2-9 (HOME 2-6; AWAY 0-3)

DATE	OPPONENT	FINAL SCORE			SHOOTOUT SCORE			EDM			OPP			DECIDING GOAL	GOALTENDERS OILERS/ Opponent
		GF	GA	RESULT	GF	GA		G	A	PCT	G	A	PCT		
Oct. 26	@ Calgary	5	4	L	1	0		0	3	0.0%	1	2	50.0%	Alex Tanguay	KHABIBULIN/Kiprusoff
Oct. 28	@ Columbus	3	2	L	2	0		0	2	0.0%	2	2	100.0%	Rick Nash	DUBNYK/Mason
Nov. 19	vs. Phoenix	4	3	L	3	2		2	5	40.0%	3	5	60.0%	Eric Belanger	DUBNYK/Bryzgalov
Dec. 7	vs. Anaheim	3	2	L	2	1		1	10	10.0%	2	10	20.0%	Cam Fowler	KHABIBULIN/Hiller
Dec. 10	vs. Tampa Bay	4	3	W	2	0		2	3	66.7%	0	2	0.0%	JORDAN EBERLE	KHABIBULIN/Ellis
Dec. 23	@ Los Angeles	3	2	L	2	1		1	6	16.7%	2	6	33.3%	Jarret Stoll	DUBNYK/Quick
Dec. 30	vs. Colorado	4	3	L	1	0		0	3	0.0%	1	2	50.0%	Milan Hejduk	DUBNYK/Anderson
Jan. 23	vs. Nashville	3	2	L	1	0		0	3	0.0%	1	2	50.0%	Cody Franson	DUBNYK/Rinne
Mar. 1	vs. Nashville	2	1	W	2	1		2	4	50.0%	1	4	25.0%	LINUS OMARK	GERBER/Rinne
Mar. 19	vs. Colorado	3	2	L	1	0		0	4	0.0%	1	4	25.0%	Ryan Stoa	KHABIBULIN/Elliott
Mar. 26	vs. Calgary	5	4	L	1	0		0	3	0.0%	1	2	50.0%	Alex Tanguay	DUBNYK/Kiprusoff



EDMONTON OILERS SHOOTOUT RESULTS 2011-12 - 5-7 (HOME 3-3; AWAY 2-4)

DATE	OPPONENT	FINAL SCORE			SHOOTOUT SCORE			EDM			OPP			DECIDING GOAL	GOALTENDERS OILERS/ Opponent
		GF	GA	RESULT	GF	GA		G	A	PCT	G	A	PCT		
Oct. 9	vs. PITTSBURGH	2	1	W	2	1		2	3	66.7%	1	3	33.3%	Ales Hemsky	DUBNYK/Johnson
Oct. 13	@ Minnesota	2	1	L	2	1		1	4	25.0%	2	4	50.0%	Devin Setoguchi	KHABIBULIN/Backstrom
Oct. 20	vs MINNESOTA	2	1	L	1	0		0	3	0.0%	1	3	33.3%	Matt Cullen	KHABIBULIN/Backstrom
Nov. 30	vs MINNESOTA	3	2	L	4	3		3	6	50.0%	4	6	66.7%	Kyle Brodziak	KHABIBULIN/Backstrom
Jan. 23	vs SAN JOSE	2	1	W	2	1		2	4	50.0%	1	4	25.0%	Taylor Hall	DUBNYK/Greiss
Jan. 24	@ Vancouver	3	2	L	2	1		1	5	20.0%	2	4	50.0%	Cody Hodgson	DUBNYK/Luongo
Feb. 4	vs DETROIT	5	4	W	2	1		2	5	40.0%	1	4	25.0%	Ryan Nugent-Hopkins	DUBNYK/MacDonald
Mar. 6	@ San Jose	3	2	W	1	0		1	2	50.0%	0	3	0.0%	Sam Gagner	DUBNYK/Niemi
Mar. 10	@ Colorado	3	2	L	2	0		0	2	0.0%	2	2	100.0%	Milan Hejduk	KHABIBULIN/Varlamov
Mar. 18	vs PHOENIX	3	2	L	2	1		1	3	33.3%	2	3	66.7%	Ray Whitney	DUBNYK/Smith
Mar. 22	@ Tampa Bay	3	2	L	3	2		2	6	33.3%	3	6	50.0%	Teddy Purcell	KHABIBULIN/Roloson
Mar. 23	@ Florida	2	1	W	1	0		1	4	25.0%	0	4	0.0%	Ryan Nugent-Hopkins	DUBNYK/Theodore

EDMONTON OILERS SHOOTOUT RESULTS 2012-13 - 2-3 (HOME 1-1; AWAY 1-2)

DATE	OPPONENT	FINAL SCORE			SHOOTOUT SCORE			EDM			OPP			DECIDING GOAL	GOALTENDERS OILERS/ Opponent
		GF	GA	RESULT	GF	GA		G	A	PCT	G	A	PCT		
Jan. 20	at Vancouver	3	2	W	2	0		2	2	100.0%	0	2	0.0%	SAM GAGNER	DUBNYK/Luongo
Jan. 31	at San Jose	3	2	L	2	0		0	2	0.0%	2	3	66.7%	Michal Handzus	DUBNYK/Niemi
Feb. 23	v Phoenix	3	2	W	2	0		2	2	100.0%	0	2	0.0%	SAM GAGNER	KHABIBULIN/Smith
Mar. 5	at Columbus	4	3	L	2	0		0	2	0.0%	2	3	66.7%	Artem Anisimov	DUBNYK/Bobrovsky
Mar. 20	San Jose	4	3	L	2	1		1	3	33.3%	2	3	66.7%	Dan Boyle	DUBNYK/Niemi

EDMONTON OILERS SHOOTOUT RESULTS 2013-14 - 4-3 (HOME 1-1; AWAY 3-2)

DATE	OPPONENT	FINAL SCORE			SHOOTOUT SCORE			EDM			OPP			DECIDING GOAL	GOALTENDERS OILERS/ Opponent
		GF	GA	RESULT	GF	GA		G	A	PCT	G	A	PCT		
Oct. 7	vs. New Jersey	5	4	W	2	0		2	2	100.0%	0	2	0.0%	Jordan Eberle	LABARBERA/Brodeur
Oct. 27	at Los Angeles	2	1	L	2	1		1	3	33.3%	2	3	66.7%	Anze Kopitar	BACHMAN/Quick
Dec. 1	at Dallas	3	2	W	2	1		2	2	100.0%	1	3	33.3%	David Perron	DUBNYK/Lehtonen
Dec. 28	vs Philadelphia	4	3	L	2	1		1	3	33.3%	2	3	66.7%	Michael Raffl	BRYZGALOV/Mason
Mar. 11	at Minnesota	4	3	W	3	2		3	4	75.0%	2	4	50.0%	Taylor Hall	FASTH/Kuemper
Mar. 14	at Detroit	2	1	L	1	0		0	3	0.0%	1	3	33.3%	Tomas Tatar	FASTH/Howard
Apr. 4	at Phoenix	3	2	W	1	0		1	4	25.0%	0	4	0.0%	Sam Gagner	SCRIVENS/Greiss

EDMONTON OILERS SHOOTOUT RESULTS 2014-15 - 5-6 (HOME 2-2; AWAY 3-4)

DATE	OPPONENT	FINAL SCORE			SHOOTOUT SCORE			EDM			OPP			DECIDING GOAL	GOALTENDERS OILERS/ Opponent
		GF	GA	RESULT	GF	GA		G	A	PCT	G	A	PCT		
Oct. 11	at Vancouver	5	4	L	1	0		0	3	0.0%	1	2	50.0%	Chris Higgins	SCRIVENS/Luongo
Dec. 21	vs. Dallas	6	5	L	3	2		2	8	25.0%	3	8	37.5%	Shawn Horcoff	SCRIVENS/Lindback
Dec. 30	vs. Los Angeles	4	2	W	1	0		1	4	25.0%	0	4	0.0%	David Perron	SCRIVENS/Quick
Jan. 2	at Colorado	2	1	L	2	0		0	2	0.0%	2	3	66.7%	Matt Duchene	SCRIVENS/Varlamov
Jan. 17	at Florida	3	2	W	1	0		1	3	33.3%	0	3	0.0%	Nail Yakupov	FASTH/Luongo
Jan. 20	at Washington	5	4	W	2	1		2	4	50.0%	1	4	25.0%	Teddy Purcell	FASTH/Holtby
Feb. 2	at San Jose	5	4	W	2	1		2	13	15.4%	1	13	7.7%	Rob Klinkhammer	FASTH/Niemi
Feb. 16	at Winnipeg	4	5	L	0	1		0	3	0.0%	1	3	33.3%	Blake Wheeler	FASTH/ Hutchinson
Feb. 18	vs. Boston	4	3	W	1	0		1	12	8.3%	0	12	0.0%	Martin Marincin	SCRIVENS/Rask
Mar. 6	at Chicago	2	1	L	1	0		0	3	0.0%	1	3	33.3%	Antoine Vermette	SCRIVENS/Crawford
Mar. 13	at Columbus	5	4	L	1	0		0	5	0.0%	1	5	20.0%	Alex Wennberg	SCRIVENS/Bobrovsky
Mar. 18	vs. Columbus	4	3	L	2	1		1	3	33.3%	2	3	66.7%	Alex Wennberg	SCRIVENS/McElhinney



EDMONTON OILERS SHOOTOUT RESULTS 2015-16 - 4-3 (HOME 3-1; AWAY 1-2)

DATE	OPPONENT	FINAL SCORE			SHOOTOUT SCORE			EDM			OPP			DECIDING GOAL	GOALTENDERS OILERS/ Opponent
		GF	GA	RESULT	GF	GA		G	A	PCT	G	A	PCT		
Nov. 28	at Pittsburgh	3	2	W	2	0		2	2	100.0%	0	2	0.0%	Jordan Eberle	NILSSON/ Zatkoff
Dec. 2	at Boston	3	2	W	1	0		1	3	33.3%	0	3	0.0%	Jordan Eberle	NILSSON/ Rask
Jan. 2	vs. Arizona	4	3	W	2	1		2	3	66.7%	1	3	33.3%	Ryan Nugent-Hopkins	TALBOT/ Domingue
Jan. 14	at San Jose	1	2	L	0	2		0	2	0.0%	2	2	100.0%	Joonas Donskoi	TALBOT/ Jones
Jan. 16	vs. Calgary	2	1	W	1	0		1	3	33.3%	0	3	0.0%	Teddy Purcell	TALBOT/ Hiller
Feb. 13	vs. Winnipeg	1	2	L	1	2		1	3	33.3%	2	2	100.0%	Andrew Ladd	BROSSOIT/ Pavelec
Apr. 9	at Vancouver	3	4	L	2	3		2	7	28.6%	3	7	42.9%	Emerson Etem	TALBOT/ Markstrom

EDMONTON OILERS SHOOTOUT RESULTS 2016-17 - 4-5 (HOME 2-3; AWAY 2-2)

DATE	OPPONENT	FINAL SCORE			SHOOTOUT SCORE			EDM			OPP			DECIDING GOAL	GOALTENDERS OILERS/ Opponent
		GF	GA	RESULT	GF	GA		G	A	PCT	G	A	PCT		
Nov. 5	at NY Islanders	4	3	W	1	0		1	3	33.3%	0	3	0.0%	Mark Letestu	TALBOT/ Halak
Nov. 25	at Arizona	2	3	L	1	2		1	3	33.3%	2	3	66.7%	Oliver Ekman-Larsson	TALBOT/ Smith
Dec. 9	at Minnesota	2	3	L	2	3		2	6	33.3%	3	6	50.0%	Eric Staal	TALBOT/ Dubnyk
Dec. 17	vs. Tampa Bay	3	2	W	2	1		2	3	66.7%	1	3	33.3%	Connor McDavid	TALBOT/ Bishop
Dec. 31	vs. Vancouver	2	3	L	0	1		0	3	0.0%	1	2	50.0%	Bo Horvat	TALBOT/ Markstrom
Jan. 14	vs. Calgary	2	1	W	2	0		2	2	100.0%	0	2	0.0%	Leon Draisaitl	TALBOT/ Elliott
Jan. 20	vs. Nashville	2	3	L	0	2		0	2	0.0%	2	2	100.0%	Ryan Ellis	TALBOT/ Rinne
Feb. 5	at Montreal	1	0	W	1	0		1	2	50.0%	0	3	0.0%	Leon Draisaitl	TALBOT/ Montoya
Mar. 10	vs. Pittsburgh	2	3	L	1	2		1	3	33.3%	2	3	66.7%	Phil Kessel	TALBOT/ Fleury

EDMONTON OILERS SHOOTOUT RESULTS 2017-18 - 5-1 (HOME 4-0; AWAY 1-1)

DATE	OPPONENT	FINAL SCORE			SHOOTOUT SCORE			EDM			OPP			DECIDING GOAL	GOALTENDERS OILERS/ Opponent
		GF	GA	RESULT	GF	GA		G	A	PCT	G	A	PCT		
Nov. 12	at Washington	1	2	L	0	1		0	3	0.0%	1	3	33.3%	T.J. Oshie	BROSSOIT/ Holtby
Jan. 4	vs. Anaheim	2	1	W	2	1		2	3	66.7%	1	3	33.3%	Ryan Nugent-Hopkins	TALBOT/ J. Gibson
Jan. 25	vs. Calgary	4	3	W	2	1		2	3	66.7%	1	3	33.3%	Connor McDavid	TALBOT/ Rittich
Feb. 25	at Anaheim	6	5	W	2	1		2	3	66.7%	1	3	33.3%	Connor McDavid	MONTOYA/ Miller
Mar. 8	vs. NY Islanders	2	1	W	2	1		2	3	66.7%	1	3	33.3%	Connor McDavid	TALBOT/ C. Gibson
Apr. 7	vs. Vancouver	3	2	W	3	2		3	4	75.0%	2	4	50.0%	Leon Draisaitl	TALBOT/ Nilsson



INDIVIDUAL CAREER SHOOTOUT STATISTICS (2005-06 TO 2017-18)

SHOOTERS	G	ATT	SH%	GDG
Mark Arcobello	0	1	0.0%	0
Keith Aulie	0	1	0.0%	0
Eric Belanger	0	2	0.0%	0
Gilbert Brule	3	8	37.5%	1
Michael Cammalleri	3	4	75.0%	0
Andrew Cogliano	0	3	0.0%	0
Mike Comrie	1	4	25.0%	1
LEON DRAISAITL	6	12	50.0%	3
Radek Dvorak	1	2	50.0%	1
Jordan Eberle	20	52	38.5%	3
Kurtis Foster	0	1	0.0%	0
Colin Fraser	0	1	0.0%	0
Matt Fraser	0	2	0.0%	0
Sam Gagner	17	54	31.5%	9
Tom Gilbert	0	3	0.0%	0
Alexandre Giroux	0	1	0.0%	0
Boyd Gordon	0	1	0.0%	0
Taylor Hall	4	15	26.7%	2
Ryan Hamilton	0	1	0.0%	0
Teemu Hartikainen	0	2	0.0%	0
Ales Hemsky	20	58	34.5%	8
Matt Hendricks	2	10	20.0%	1
RYAN NUGENT-HOPKINS	7	22	31.8%	4
Shawn Horcoff	10	20	50.0%	6
Ryan Jones	0	3	0.0%	0
OSCAR KLEFBOM	0	1	0.0%	0
Rob Klunkhammer	1	1	100.0%	1
Lauri Korpikoski	0	1	0.0%	0
Ales Kotalik	2	2	100.0%	1
Anton Lander	0	4	0.0%	0
Mark Letestu	4	11	36.4%	1
Joffrey Lupul	0	2	0.0%	0

SHOOTERS	G	ATT	SH%	GDG
Martin Marincin	0	1	0.0%	1
Patrick Maroon	0	2	0.0%	0
CONNOR MCDAVID	6	12	50.0%	4
Ethan Moreau	0	1	0.0%	0
Robert Nilsson	7	18	38.9%	2
Linus Omark	2	7	28.6%	1
Patrick O'Sullivan	5	13	38.5%	2
Magnus Paajarvi	0	2	0.0%	0
Iiro Pakarinen	0	1	0.0%	0
Michael Peca	2	5	40.0%	0
Dustin Penner	1	10	10.0%	0
David Perron	4	10	40.0%	2
Jeff Petry	0	1	0.0%	0
Fernando Pisani	6	14	42.9%	4
Ryan Potulny	3	5	60.0%	0
Benoit Pouliot	0	2	0.0%	0
Marc-Antoine Pouliot	1	5	20.0%	0
Teddy Purcell	3	7	42.9%	2
Marty Reasoner	1	4	25.0%	1
Derek Roy	1	9	11.1%	0
Sergei Samsonov	2	3	66.7%	0
Geoff Sanderson	0	1	0.0%	0
Rob Schremp	0	1	0.0%	0
Justin Schultz	0	2	0.0%	0
Ryan Smyth	5	17	29.4%	3
Sheldon Souray	0	1	0.0%	0
Jarret Stoll	2	7	28.6%	1
Petr Sykora	1	5	20.0%	0
Patrick Thoresen	0	1	0.0%	0
Raffi Torres	3	9	33.3%	2
Lubomir Visnovsky	1	1	100.0%	1
Nail Yakupov	1	6	16.7%	1

INDIVIDUAL CAREER SHOOTOUT STATISTICS (2005-06 TO 2017-18)

GOALTENDER	SO	SAVES	ATT	SV PCT.	W	L	W PCT.
Richard Bachman	2	3	5	0.600	0	2	0.000
Laurent Brossoit	2	2	5	0.400	0	2	0.000
Ilya Bryzgalov	1	1	3	0.333	0	1	0.000
Ty Conklin	1	0	2	0.000	0	1	0.000
Jeff Deslauriers	8	29	40	0.725	5	3	0.625
Devan Dubnyk	21	44	71	0.620	9	12	0.429
Viktor Fasth	7	24	31	0.774	4	3	0.571
Mathieu Garon	11	32	35	0.914	11	0	1.000
Martin Gerber	1	3	4	0.750	1	0	1.000
Nikolai Khabibulin	14	32	52	0.615	4	10	0.286
Jason LaBarbera	1	2	2	1.000	1	0	1.000
Jussi Markkanen	5	9	19	0.474	1	4	0.200
AL MONTOYA	1	2	3	0.667	1	0	1.000
Mike Morrison	7	18	24	0.750	5	2	0.714
Anders Nilsson	2	5	5	1.000	2	0	1.000
Dwayne Roloson	26	66	94	0.702	13	13	0.500
Ben Scrivens	8	33	42	0.786	3	5	0.375
CAM TALBOT	17	33	55	0.600	10	7	0.588
EDMONTON TOTALS	135	338	492	0.687	70	65	0.519



EDMONTON OILERS CAREER SCORING – 1979-80 TO 2017-18

(PLAYERS WITH 100+ CAREER POINTS WITH THE OILERS)

RK	PLAYER	GP	G	A	PTS	Pts/GP	+/-	PIM	PPG	PPP	SHG	SHP	GWG	GTG	SOG	SH%
1.	Wayne Gretzky	696	583	1086	1669	2.40	553	323	125	439	55	108	61	14	2792	20.9%
2.	Jari Kurri	754	474	569	1043	1.38	373	348	107	253	31	66	60	16	2162	21.9%
3.	Mark Messier	851	392	642	1034	1.22	174	1,124	89	283	36	81	43	14	2196	17.9%
4.	Glenn Anderson	845	417	489	906	1.07	202	798	126	252	13	20	72	9	2522	16.5%
5.	Paul Coffey (D)	532	209	460	669	1.26	275	693	69	227	15	39	18	3	1624	12.9%
6.	Ryan Smyth	971	296	335	631	0.65	-42	773	126	211	7	13	45	0	2558	11.6%
7.	Doug Weight	588	157	420	577	0.98	-48	527	39	246	2	3	17	4	1405	11.2%
8.	Ales Hemsky	652	142	335	477	0.73	-44	303	40	192	2	3	17	0	1276	11.1%
9.	Shawn Horcoff	796	162	285	447	0.56	-38	511	41	134	5	13	25	1	1300	12.5%
10.	Esa Tikkanen	522	178	258	436	0.84	101	759	36	119	21	29	30	1	1179	15.1%
11.	Kevin Lowe (D)	1,037	74	309	383	0.37	240	1,236	16	53	5	25	11	0	1097	6.7%
12.	Jordan Eberle	507	165	217	382	0.75	-48	120	41	106	3	3	22	0	1235	13.4%
13.	Charlie Huddy (D)	694	81	287	368	0.53	245	500	25	113	2	12	6	3	1340	6.0%
14.	Craig Simpson	419	185	180	365	0.87	-4	485	75	139	0	0	21	1	730	25.3%
15.	Todd Marchant	678	136	207	343	0.51	28	490	17	53	20	38	18	5	1453	9.4%
16.	Craig MacTavish	701	155	176	331	0.47	7	680	10	25	29	49	25	2	976	15.9%
17.	Taylor Hall	381	132	196	328	0.86	-27	234	39	81	0	1	22	0	1241	10.6%
18.	RYAN NUGENT-HOPKINS	457	119	194	313	0.68	-32	142	26	99	2	4	15	0	1038	11.5%
19.	Sam Gagner	481	101	194	295	0.61	-77	244	30	87	1	4	7	0	1004	10.1%
20.	Dave Hunter	653	119	171	290	0.44	107	780	2	5	6	18	14	4	945	12.6%
21.	CONNOR MCDAVID	209	87	169	256	1.22	46	70	11	61	2	6	18	0	630	13.8%
22.	Kelly Buchberger	795	82	158	240	0.30	-99	1,747	5	9	12	28	24	2	816	10.0%
23.	Jason Arnett	286	100	139	239	0.84	-56	489	36	96	1	2	12	3	942	10.6%
24.	Dave Lumley	386	90	140	230	0.60	58	582	8	26	1	3	15	4	528	17.0%
25.	Mike Krushelnyski	290	95	131	226	0.78	121	213	23	42	1	5	7	3	501	19.0%
26.	Steve Smith (D)	385	46	172	218	0.57	99	1,080	15	69	0	6	6	0	552	8.3%
27.	Ethan Moreau	653	112	99	211	0.32	-12	782	6	14	17	26	23	4	1190	9.4%
28.	Petr Klima	274	119	90	209	0.76	-11	337	32	68	1	1	10	0	657	18.1%
29.	LEON DRAISAITL	269	75	132	207	0.77	-19	74	22	49	3	4	9	0	548	13.7%
30.	Randy Gregg (D)	453	40	148	188	0.42	173	309	3	35	3	18	7	0	462	8.7%
31.	Janne Niinimaa (D)	399	34	154	188	0.47	40	419	16	85	2	9	4	0	625	5.4%
32.	Dustin Penner	304	93	93	186	0.61	-11	189	33	58	1	1	13	0	678	13.7%
33.	Mike Grier	448	81	102	183	0.41	30	292	10	14	10	16	11	1	673	12.0%
34.	Ken Linseman	200	58	120	178	0.89	59	394	17	34	6	10	5	0	296	19.6%
35.	Pat Hughes	300	88	83	171	0.57	29	330	9	14	11	16	10	2	573	15.4%
36.	Joe Murphy	222	69	100	169	0.76	20	143	16	39	3	6	6	3	435	15.9%
37.	Jarret Stoll	286	59	106	165	0.58	-12	238	26	71	6	9	9	0	657	9.0%
38.	Rem Murray	425	73	91	164	0.39	13	123	10	30	8	14	13	3	537	13.6%
39.	Bill Guerin	211	79	82	161	0.76	23	354	36	60	0	0	7	1	643	12.3%
40.	Dean McAmmond	303	61	100	161	0.53	16	149	19	48	0	0	9	0	490	12.4%
41.	Boris Mironov (D)	320	42	118	160	0.50	-36	444	24	91	1	1	7	2	717	5.9%
42.	Lee Fogolin Jr. (D)	586	36	124	160	0.27	153	886	0	1	5	17	2	1	580	6.2%
43.	Tom Gilbert (D)	384	33	125	158	0.41	-28	106	11	51	1	7	3	0	472	7.0%
44.	Anson Carter	211	69	88	157	0.74	-7	68	29	61	1	2	11	1	459	15.0%
45.	Zdeno Ciger	204	64	91	155	0.76	-32	55	21	57	0	3	6	2	419	15.3%
46.	Mike Comrie	235	74	80	154	0.66	-5	179	24	55	0	0	12	3	499	14.8%
47.	Fernando Pisani	402	80	73	153	0.38	5	190	14	22	4	7	6	1	626	12.8%
48.	Risto Siltanen (D)	206	38	113	151	0.73	8	106	15	78	1	1	4	2	468	8.1%
49.	Kevin McClelland	428	56	94	150	0.35	-5	1,289	0	3	2	2	8	0	453	12.4%
50.	Andrew Cogliano	328	57	89	146	0.45	-22	137	6	24	3	6	13	0	482	11.8%
51.	Steve Staios (D)	573	35	111	146	0.25	7	743	4	24	3	7	3	0	787	4.4%
52.	Brett Callighen	160	56	89	145	0.91	25	132	17	34	0	0	2	3	373	15.0%
53.	Blair MacDonald	131	65	72	137	1.05	-8	33	18	41	2	3	7	1	400	16.3%
54.	Shayne Corson	192	53	84	137	0.71	-44	413	22	51	2	5	5	1	466	11.4%
55.	Dave Semenko	454	59	77	136	0.30	20	981	9	16	0	0	8	0	347	17.0%
56.	Marty Reasoner	351	45	76	121	0.34	-20	209	10	23	3	9	4	0	456	9.9%



EDMONTON OILERS CAREER SCORING – 1979-80 TO 2017-18

(PLAYERS WITH 100+ CAREER POINTS WITH THE OILERS)

RK	PLAYER	GP	G	A	PTS	Pts/GP	+/-	PIM	PPG	PPP	SHG	SHP	GWG	GTG	SOG	SH%
57.	Raffi Torres	276	67	53	120	0.43	5	239	13	20	0	0	8	2	541	12.4%
58.	Martin Gelinas	258	60	60	120	0.47	9	156	10	14	0	0	5	3	396	15.2%
59.	Stan Weir	200	48	66	114	0.57	-3	93	5	12	2	7	5	3	242	19.8%
60.	Jason Smith (D)	542	31	82	113	0.21	50	643	1	3	3	7	5	0	653	4.7%
62.	Matti Hagman	147	41	71	112	0.76	16	34	7	29	0	0	2	0	190	21.6%
61.	Mark Napier	175	41	71	112	0.64	27	35	6	16	2	2	4	2	254	16.1%
63.	Nail Yakupov	252	50	61	111	0.44	-88	102	16	32	0	0	5	0	521	9.6%
64.	Georges Laraque	490	43	68	111	0.23	9	826	3	7	0	0	5	1	395	10.9%
65.	Craig Muni (D)	493	24	87	111	0.23	153	492	0	3	3	13	3	0	343	7.0%
66.	Andrei Kovalenko	176	51	58	109	0.62	-23	139	17	45	0	0	7	2	327	15.6%
67.	Dave Manson (D)	219	33	75	108	0.49	-23	570	16	52	1	3	3	1	594	5.6%
68.	Tom Poti (D)	285	27	78	105	0.37	8	209	11	48	1	4	7	0	480	5.6%
69.	Jimmy Carson	84	50	53	103	1.23	1	36	20	37	0	0	5	1	251	19.9%
70.	Roman Hamrlik (D)	196	22	81	103	0.53	13	186	12	60	1	1	3	1	464	4.7%
71.	Josef Beranek	208	42	60	102	0.49	-9	108	10	27	0	4	4	0	390	10.8%
72.	Justin Schultz (D)	248	28	73	101	0.41	-78	50	6	45	0	0	7	0	375	7.5%
73.	Eric Brewer (D)	315	29	71	100	0.32	-7	210	12	43	0	4	6	1	538	5.4%

EDMONTON OILERS 100-OR-MORE-POINT SEASONS

RANK	PLAYER	SEASON	GP	G	A	PTS	+/-	PIM	PTS/GP
1	Wayne Gretzky	1985-86	80	52	163	215	71	46	2.69
2	Wayne Gretzky	1981-82	80	92	120	212	81	26	2.65
3	Wayne Gretzky	1984-85	80	73	135	208	98	52	2.60
4	Wayne Gretzky	1983-84	74	87	118	205	76	39	2.77
5	Wayne Gretzky	1982-83	80	71	125	196	60	59	2.45
6	Wayne Gretzky	1986-87	79	62	121	183	70	28	2.32
7	Wayne Gretzky	1980-81	80	55	109	164	41	28	2.05
8	Wayne Gretzky	1987-88	64	40	109	149	39	24	2.33
9	Paul Coffey	1985-86	79	48	90	138	61	120	1.75
10	Wayne Gretzky	1979-80	79	51	86	137	15	21	1.73
11	Jari Kurri	1984-85	73	71	64	135	76	30	1.85
12	Jari Kurri	1985-86	78	68	63	131	45	22	1.68
13	Mark Messier	1989-90	79	45	84	129	19	79	1.63
14	Paul Coffey	1983-84	80	40	86	126	52	104	1.58
15	Paul Coffey	1984-85	80	37	84	121	55	97	1.51
16	Jari Kurri	1983-84	64	52	61	113	38	14	1.77
17	Mark Messier	1987-88	77	37	74	111	21	103	1.44
18	Jari Kurri	1986-87	79	54	54	108	19	41	1.37
19	CONNOR MCDAVID	2017-18	82	41	67	108	20	26	1.32
20	Mark Messier	1986-87	77	37	70	107	21	73	1.39
21	Mark Messier	1982-83	77	48	58	106	19	72	1.38
22	Glenn Anderson	1981-82	80	38	67	105	46	71	1.31
23	Glenn Anderson	1982-83	72	48	56	104	41	70	1.44
24	Jari Kurri	1982-83	80	45	59	104	47	22	1.30
25	Doug Weight	1995-96	82	25	79	104	-19	95	1.27
26	Glenn Anderson	1985-86	72	54	48	102	38	90	1.42
27	Jari Kurri	1988-89	76	44	58	102	19	69	1.34
28	Mark Messier	1983-84	73	37	64	101	40	165	1.38
29	Jimmy Carson	1988-89	80	49	51	100	3	36	1.25
30	CONNOR MCDAVID	2016-17	82	30	70	100	27	26	1.22



EDMONTON OILERS CAREER LEADERS (1979-80 TO 2017-2018)

GAMES PLAYED

1	Kevin Lowe (D)	1037
2	Ryan Smyth	971
3	Mark Messier	851
4	Glenn Anderson	845
5	Shawn Horcoff	796
26	RYAN NUGENT-HOPKINS	457
61	OSCAR KLEFBOM (D)	255

GOALS

1	Wayne Gretzky	583
2	Jari Kurri	474
3	Glenn Anderson	417
4	Mark Messier	392
5	Ryan Smyth	296
6	Paul Coffey (D)	209
17	RYAN NUGENT-HOPKINS	110
105	OSCAR KLEFBOM (D)	24

ASSISTS

1	Wayne Gretzky	1086
2	Mark Messier	642
3	Jari Kurri	569
4	Glenn Anderson	489
5	Paul Coffey (D)	460
17	RYAN NUGENT-HOPKINS	194
66	OSCAR KLEFBOM (D)	70

POINTS

1	Wayne Gretzky	583-1086-1669
2	Jari Kurri	474-569-1043
3	Mark Messier	392-642-1034
4	Glenn Anderson	417-489-906
5	Paul Coffey (D)	209-460-669
18	RYAN NUGENT-HOPKINS	119-194-313
76	OSCAR KLEFBOM (D)	24-70-94

PENALTY MINUTES

1	Kelly Buchberger	1747
2	Kevin McClelland	1289
3	Kevin Lowe (D)	1236
4	Mark Messier	1124
5	Steve Smith (D)	1080
51	ZACK KASSIAN	307
84	DARNELL NURSE (D)	160

POWER PLAY GOALS

1	Ryan Smyth	126
	Glenn Anderson	126
3	Wayne Gretzky	125
4	Jari Kurri	107
5	Mark Messier	89
7	Paul Coffey (D)	69
20	RYAN NUGENT-HOPKINS	26
118	OSCAR KLEFBOM (D)	4

SHORTHANDED GOALS

1	Wayne Gretzky	55
2	Mark Messier	36
3	Jari Kurri	31
4	Craig MacTavish	29
5	Esa Tikkanen	21
8	Paul Coffey	15
26	LEON DRAISAITL	3
T61	ANDREJ SEKERA, OSCAR KLEFBOM	1

GAME-WINNING GOALS

1	Glenn Anderson	72
2	Wayne Gretzky	61
3	Jari Kurri	60
4	Ryan Smyth	45
5	Mark Messier	43
15	Paul Coffey (D)	18
14	CONNOR MCDAVID	18
T64	OSCAR KLEFBOM (D)	5

GAME DECIDING GOALS

1	Sam Gagner	9
2	Alex Hemsky	8
3	Shawn Horcoff	6
4	Fernando Pisani	4
5	CONNOR MCDAVID	4
6	RYAN NUGENT-HOPKINS	4
T16	Martin Marincin (D)	1

PLUS-MINUS

1	Wayne Gretzky	+553
2	Jari Kurri	+373
3	Paul Coffey (D)	+275
4	Charlie Huddy (D)	+245
5	Kevin Lowe (D)	+240
21	CONNOR MCDAVID	+46
25	ADAM LARSSON (D)	+31

SHOTS ON GOAL

1	Wayne Gretzky	2792
2	Ryan Smyth	2558
3	Glenn Anderson	2522
4	Mark Messier	2196
5	Jari Kurri	2162
6	Paul Coffey (D)	1624
17	RYAN NUGENT-HOPKINS	1038
38	OSCAR KLEFBOM (D)	564

SHOOTING PERCENTAGE (min. 100 shots on net)

1	Craig Simpson	25.3 (185-730)
2	Normand Lacombe	23.1 (30-130)
3	Jari Kurri	21.9 (474-2162)
4	Matti Hagman	21.6 (41-190)
5	Wayne Gretzky	20.9 (583-2792)
44	CONNOR MCDAVID	13.8 (87-630)

TIME ON ICE

1	Chris Pronger (D)	27:59
2	Boris Mironov (D)	25:40
3	Janne Niinimaa (D)	25:07
4	Roman Hamrlik (D)	24:43
5	Jaroslav Spacek (D)	24:11
15	OSCAR KLEFBOM (D)	21:55

HITS

1	Ladislav Smid (D)	851
2	Jeff Petry (D)	568
3	Matt Hendricks	562
4	ADAM LARSSON (D)	492
5	Ethan Moreau	471
6	MILAN LUCIC	456

BLOCKED SHOTS

1	Ladislav Smid (D)	789
2	Steve Staios (D)	774
3	Tom Gilbert (D)	728
4	OSCAR KLEFBOM (D)	471
5	Jeff Petry (D)	470
6	KRIS RUSSELL (D)	436
9	Shawn Horcoff	351
17	RYAN NUGENT-HOPKINS	242

TAKEAWAYS

1	Shawn Horcoff	353
2	RYAN NUGENT-HOPKINS	310
3	Jordan Eberle	290
4	Taylor Hall	286
5	Ales Hemsky	278
7	CONNOR MCDAVID	222

FACEOFF PERCENTAGE (min. 200 faceoffs)

	Adam Oates	57.2 (487-851)
	Boyd Gordon	56.2 (1524-2710)
	Jarret Stoll	54.9 (2014-4527)
	Dominic Pittis	54.9 (230-419)
	Eric Belanger	54.9 (760-1385)
	Michael Peca	54.9 (575-1048)
	KYLE BRODZIAK	51.6 (706-1367)
	LEON DRAISAITL	50.5 (1778-3523)

FACEOFF WINS

1	RYAN NUGENT-HOPKINS	2915
2	Sam Gagner	2271
3	LEON DRAISAITL	1778
4	Mark Letestu	1395
5	Andrew Cogliano	1099



EDMONTON OILERS YEARLY LEADERS (1979-80 TO 2017-2018)

GAMES PLAYED

SEASON	PLAYER	GP
1979-80	Lee Fogolin, Dave Hunter, Dave Lumley, Blair MacDonald	80
1980-81	Lee Fogolin, Wayne Gretzky	80
1981-82	Glenn Anderson, Paul Coffey, Lee Fogolin, Wayne Gretzky, Kevin Lowe	80
1982-83	Paul Coffey, Randy Gregg, Wayne Gretzky, Pat Hughes, Dave Hunter, Jari Kurri, Kevin Lowe	80
1983-84	Glenn Anderson, Paul Coffey, Lee Fogolin, Randy Gregg, Dave Hunter, Kevin Lowe	80
1984-85	Glenn Anderson, Paul Coffey, Wayne Gretzky, Charlie Huddy, Dave Hunter, Mike Krushelnyski, Willy Lindstrom, Kevin Lowe	80
1985-86	Lee Fogolin, Wayne Gretzky, Mark Naper	80
1986-87	Glenn Anderson, Mike Krushelnyski	80
1987-88	Glenn Anderson, Jari Kurri, Craig MacTavish, Esa Tikkanen	80
1988-89	Jimmy Carson, Craig MacTavish	80
1989-90	Craig MacTavish, Craig Simpson	80
1990-91	Craig MacTavish, Joe Murphy	80
1991-92	Vincent Damphousse, Craig MacTavish, Scott Mellanby, Joe Murphy	80
1992-93	Kelly Buchberger, Dave Manson	83
1993-94	Kelly Buchberger, Zdeno Ciger, Doug Weight	84
1994-95	Kelly Buchberger, Shayne Corson, Doug Weight	48
1995-96	Kelly Buchberger, Luke Richardson, Doug Weight	82
1996-97	Rem Murray, Luke Richardson, Ryan Smyth	82
1997-98	Kelly Buchberger, Mats Lindgren	82
1998-99	Pat Falloon, Mike Grier, Todd Marchant	82
1999-00	Todd Marchant, Ryan Smyth	82
2000-01	Georges Laraque, Rem Murray, Janne Niinimaa, Jason Smith, Ryan Smyth, Doug Weight	82
2001-02	Anson Carter, Mike Comrie, Mike Grier, Jochen Hecht, Todd Marchant	82
2002-03	Eric Brewer	80
2003-04	Ryan Smyth, Steve Staios	82
2004-05	No Season - NHL Lockout	
2005-06	Steve Staios, Jarret Stoll, Raffi Torres	82
2006-07	Jason Smith, Petr Sykora, Raffi Torres	82
2007-08	Andrew Cogliano, Tom Gilbert, Dustin Penner, Marty Reasoner, Steve Staios	82
2008-09	Andrew Cogliano, Tom Gilbert	82
2009-10	Andrew Cogliano, Tom Gilbert, Dustin Penner	82
2010-11	Andrew Cogliano	82
2011-12	Ryan Smyth, Nick Schultz	82
2012-13	Sam Gagner, Jordan Eberle, Nail Yakupov, Justin Schultz, Jeff Petry, Ladislav Smid	48
2013-14	Jordan Eberle, Ryan Nugent-Hopkins, Jeff Petry	80
2014-15	Teddy Purcell	82
2015-16	Taylor Hall, Mark Letestu	82
2016-17	Leon Draisaitl, Jordan Eberle, Oscar Klefbom, Milan Lucic, Connor McDavid, Ryan Nugent-Hopkins	82
2017-18	Milan Lucic, Connor McDavid, Darnell Nurse, Ryan Strome	82

GOALS

SEASON	PLAYER	G
1979-80	Wayne Gretzky	51
1980-81	Wayne Gretzky	55
1981-82	Wayne Gretzky	92
1982-83	Wayne Gretzky	71
1983-84	Wayne Gretzky	87
1984-85	Wayne Gretzky	73

1985-86	Jari Kurri	68
1986-87	Wayne Gretzky	62
1987-88	Jari Kurri, Craig Simpson	43
1988-89	Jimmy Carson	49
1989-90	Mark Messier	45
1990-91	Petr Klima	40
1991-92	Vincent Damphousse	38
1992-93	Petr Klima	32
1993-94	Jason Arnott	33
1994-95	David Oliver	16
1995-96	Zdeno Ciger	31
1996-97	Ryan Smyth	39
1997-98	Doug Weight	26
1998-99	Bill Guerin	30
1999-00	Ryan Smyth	28
2000-01	Ryan Smyth	31
2001-02	Mike Comrie	33
2002-03	Ryan Smyth	27
2003-04	Ryan Smyth	23
2004-05	No Season - NHL Lockout	n/a
2005-06	Ryan Smyth	36
2006-07	Ryan Smyth	31
2007-08	Dustin Penner	23
2008-09	Ales Hemesky, Sheldon Souray (D)	23
2009-10	Dustin Penner	32
2010-11	Taylor Hall	22
2011-12	Jordan Eberle	34
2012-13	Nail Yakupov	17
2013-14	Jordan Eberle, David Perron	28
2014-15	Jordan Eberle, Ryan Nugent-Hopkins	24
2015-16	Taylor Hall	26
2016-17	Connor McDavid	30
2017-18	Connor McDavid	41

ASSISTS

SEASON	PLAYER	A
1979-80	Wayne Gretzky	86
1980-81	Wayne Gretzky	109
1981-82	Wayne Gretzky	120
1982-83	Wayne Gretzky	125
1983-84	Wayne Gretzky	118
1984-85	Wayne Gretzky	135
1985-86	Wayne Gretzky	163
1986-87	Wayne Gretzky	121
1987-88	Wayne Gretzky	109
1988-89	Mark Messier	61
1989-90	Mark Messier	84
1990-91	Mark Messier	52
1991-92	Vincent Damphousse	51
1992-93	Bernie Nicholls	32
1993-94	Doug Weight	50
1994-95	Doug Weight	33
1995-96	Doug Weight	79
1996-97	Doug Weight	61
1997-98	Doug Weight	44
1998-99	Bill Guerin	34
1999-00	Doug Weight	51
2000-01	Doug Weight	65
2001-02	Janne Niinimaa	39
2002-03	Todd Marchant	40
2003-04	Ryan Smyth	36



EDMONTON OILERS YEARLY LEADERS (1979-80 TO 2017-2018)

2004-05	No Season - NHL Lockout	n/a
2005-06	Ales Hemsky	58
2006-07	Ales Hemsky	40
2007-08	Ales Hemsky	51
2008-09	Ales Hemsky	43
2009-10	Gilbert Brule	32
2010-11	Ales Hemsky	28
2011-12	Jordan Eberle	42
2012-13	Taylor Hall	34
2013-14	Taylor Hall	53
2014-15	Jordan Eberle	39
2015-16	Taylor Hall	39
2016-17	Connor McDavid	70
2017-18	Connor McDavid	67

POINTS

SEASON	PLAYER	G-A-PTS
1979-80	Wayne Gretzky	51-86-137
1980-81	Wayne Gretzky	55-109-154
1981-82	Wayne Gretzky	92-120-212
1982-83	Wayne Gretzky	71-125-196
1983-84	Wayne Gretzky	87-118-205
1984-85	Wayne Gretzky	73-135-208
1985-86	Wayne Gretzky	52-163-215
1986-87	Wayne Gretzky	62-121-183
1987-88	Wayne Gretzky	40-109-149
1988-89	Jari Kurri	44-58-102
1989-90	Mark Messier	45-84-129
1990-91	Esa Tikkanen	27-42-69
1991-92	Vincent Damphousse	38-51-89
1992-93	Petr Klima	32-16-48
1993-94	Doug Weight	24-50-74
1994-95	Doug Weight	7-33-40
1995-96	Doug Weight	25-79-104
1996-97	Doug Weight	21-61-82
1997-98	Doug Weight	26-44-70
1998-99	Bill Guerin	30-34-64
1999-00	Doug Weight	21-51-72
2000-01	Doug Weight	25-65-90
2001-02	Mike Comrie	33-27-60
	Anson Carter	28-32-60
2002-03	Ryan Smyth	27-34-61
2003-04	Ryan Smyth	23-36-59
2004-05	No Season - NHL Lockout	n/a
2005-06	Ales Hemsky	19-58-77
2006-07	Ryan Smyth	31-22-53
	Petr Sykora	22-31-53
	Ales Hemsky	13-40-53
2007-08	Ales Hemsky	20-51-71
2008-09	Ales Hemsky	23-43-66
2009-10	Dustin Penner	32-31-63
2010-11	Jordan Eberle	18-25-43
2011-12	Jordan Eberle	34-72-76
2012-13	Taylor Hall	16-34-50
2013-14	Taylor Hall	27-53-80
2014-15	Jordan Eberle	24-39-63
2015-16	Taylor Hall	26-39-65
2016-17	Connor McDavid	30-70-100
2017-18	Connor McDavid	41-67-108

PENALTY MINUTES

SEASON	PLAYER	PIM
1979-80	Colin Campbell	196
1980-81	Pat Price	193
1981-82	Dave Semenko	194
1982-83	Laurie Boschman	183
1983-84	Mark Messier	165
1984-85	Kevin McClelland	212
1985-86	Kevin McClelland	266
1986-87	Kevin McClelland	238
1987-88	Steve Smith	286
1988-89	Kelly Buchberger	234
1989-90	Craig Simpson	180
1990-91	Steve Smith	193
1991-92	Dave Manson	220
1992-93	Dave Manson	210
1993-94	Kelly Buchberger	199
1994-95	Bryan Marchment	184
1995-96	Bryan Marchment	202
1996-97	Kelly Buchberger	159
1997-98	Drake Berehowsky	169
1998-99	Sean Brown	188
1999-00	Sean Brown	192
2000-01	Georges Laraque	148
2001-02	Georges Laraque	157
2002-03	Scott Ferguson	120
2003-04	Georges Laraque	99
2004-05	No Season - NHL Lockout	n/a
2005-06	Ethan Moreau	87
2006-07	Matt Greene	109
2007-08	Zack Stortini	201
2008-09	Zack Stortini	181
2009-10	Zack Stortini	155
2010-11	Theo Peckham	198
2011-12	Ben Eager	107
2012-13	Ladislav Smid	55
2013-14	Luke Gazdic	127
2014-15	Matt Hendricks	76
2015-16	Zack Kassian	114
2016-17	Zack Kassian	101
2017-18	Zack Kassian	92

POWERPLAY GOALS

SEASON	PLAYER	PPG
1979-80	Wayne Gretzky, Blair MacDonald	13
1980-81	Wayne Gretzky	15
1981-82	Wayne Gretzky	18
1982-83	Wayne Gretzky	18
1983-84	Wayne Gretzky	20
1984-85	Jari Kurri	14
1985-86	Glenn Anderson	18
1986-87	Wayne Gretzky	13
1987-88	Craig Simpson	18
1988-89	Jimmy Carson	19
1989-90	Glenn Anderson	17
1990-91	Craig Simpson	15
1991-92	Vincent Damphousse	12
1992-93	Petr Klima	13
1993-94	Shayne Corson	11
1994-95	David Oliver	10
1995-96	David Oliver	14



EDMONTON OILERS YEARLY LEADERS (1979-80 TO 2017-2018)

1996-97	Ryan Smyth	20
1997-98	Boris Mironov (D), Ryan Smyth	10
1998-99	Bill Guerin	13
1999-00	Bill Guerin, Ryan Smyth	11
2000-01	Ryan Smyth	11
2001-02	Anson Carter	12
2002-03	Anson Carter, Ryan Smyth	10
2003-04	Ryan Smyth	8
2004-05	No Season - NHL Lockout	n/a
2005-06	Ryan Smyth	19
2006-07	Ryan Smyth	14
2007-08	Dustin Penner	13
2008-09	Sheldon Souray (D)	12
2009-10	Dustin Penner	9
2010-11	Taylor Hall	8
2011-12	Taylor Hall	13
2012-13	Nail Yakupov	6
2013-14	David Perron	8
2014-15	Jordan Eberle	6
2015-16	Jordan Eberle	7
2016-17	Milan Lucic	12
2017-18	Leon Draisaitl	6

SHORTHANDED GOALS

SEASON	PLAYER	SHG
1979-80	Doug Hicks, Dave Hunter, Blair MacDonald, Stan Weir	2
1980-81	Lee Fogolin (D), Wayne Gretzky	4
1981-82	Wayne Gretzky	6
1982-83	Wayne Gretzky	6
1983-84	Wayne Gretzky	12
1984-85	Wayne Gretzky	11
1985-86	Paul Coffey (D)	9
1986-87	Wayne Gretzky	7
1987-88	Wayne Gretzky	5
1988-89	Esa Tikkanen	8
1989-90	Craig MacTavish, Mark Messier	6
1990-91	Craig MacTavish	6
1991-92	Kelly Buchberger	4
1992-93	Esa Tikkanen	4
1993-94	Kirk Maltby, Doug Weight	1
1994-95	Kirk Maltby, Todd Marchant	2
1995-96	Todd Marchant	3
1996-97	Todd Marchant	4
1997-98	Mats Lindgren	3
1998-99	Kelly Buchberger, Mike Grier	2
1999-00	Mike Grier	3
2000-01	Todd Marchant	4
2001-02	Todd Marchant	3
2002-03	Ethan Moreau, Steve Staios (D)	3
2003-04	Ethan Moreau	3
2004-05	No Season - NHL Lockout	n/a
2005-06	Ethan Moreau	4
2006-07	Toby Petersen	2
2007-08	Jarret Stoll	3
2008-09	Ethan Moreau, Sheldon Souray (D)	1
2009-10	Ethan Moreau	3
2010-11	Jordan Eberle	2
2011-12	Ryan Jones	2
2012-13	Ryan Smyth, Lennart Petrell, Jeff Petry (D), Magnus Paajarvi	1
2013-14	Jordan Eberle, David Perron, Boyd Gordon, Matt Hendricks	1
2014-15	Matt Hendricks, Boyd Gordon, Benoit Pouliot, Jesse Joensuu	1

2015-16	Mark Letestu	2
2016-17	Mark Letestu	2
2017-18	Leon Draisaitl	3

GAME WINNING GOALS

SEASON	PLAYER	GWG
1979-80	Wayne Gretzky, Dave Lumley, Blair MacDonald	6
1980-81	Glenn Anderson	5
1981-82	Wayne Gretzky	12
1982-83	Glenn Anderson	10
1983-84	Glenn Anderson, Wayne Gretzky	11
1984-85	Jari Kurri	13
1985-86	Glenn Anderson, Jari Kurri	9
1986-87	Jari Kurri	10
1987-88	Mark Messier	7
1988-89	Jari Kurri	8
1989-90	Glenn Anderson	7
1990-91	Esa Tikkanen	6
1991-92	Vincent Damphousse	8
1992-93	Kelly Buchberger, Craig MacTavish, Scott Mellanby, Craig Simpson, Esa Tikkanen	3
1993-94	Scott Pearson	7
1994-95	Kelly Buchberger	5
1995-96	Jason Arnott	5
1996-97	Dean McAmmond	6
1997-98	Doug Weight	4
1998-99	Boyd Devereaux, Boris Mironov (D), Rem Murray	4
1999-00	Alex Selivanov	5
2000-01	Ryan Smyth	6
2001-02	Anson Carter	6
2002-03	Mike Comrie	6
2003-04	Ryan Smyth	6
2004-05	No Season - NHL Lockout	n/a
2005-06	Shawn Horcoff	5
2006-07	Petr Sykora	6
2007-08	Andrew Coglian	5
2008-09	Dustin Penner, Sheldon Souray (D)	5
2009-10	Patrick O'Sullivan, Gilbert Brule	3
2010-11	Jordan Eberle	5
2011-12	Taylor Hall	7
2012-13	Taylor Hall	4
2013-14	Jordan Eberle, Ryan Nugent-Hopkins	4
2014-15	Benoit Pouliot	3
2015-16	Taylor Hall	6
2016-17	Mark Letestu, Connor McDavid	6
2017-18	Connor McDavid	7

GAME TYING GOALS

SEASON	PLAYER	GTG
1979-80	Wayne Gretzky	4
1980-81	Dave Hunter	3
1981-82	Wayne Gretzky	4
1982-83	Mark Messier	5
1983-84	Glenn Anderson, Paul Coffey, Jari Kurri, Willy Lindstrom, Dave Lumley	1
1984-85	Jari Kurri	3
1985-86	Paul Coffey, Wayne Gretzky, Jari Kurri, Mike Krushelnyski, Mark Napier	1
1986-87	Esa Tikkanen	1
1987-88	Mark Messier	2
1988-89	Craig MacTavish	2



EDMONTON OILERS YEARLY LEADERS (1979-80 TO 2017-2018)

1989-90	Martin Gelinas, Mark Messier	2
1990-91	Martin Gelinas, Joe Murphy	2
1991-92	Joe Murphy	2
1992-93	Dave Manson, Scott Mellanby	1
1993-94	Zdeno Ciger	2
1994-95	Kirk Maltby, David Oliver	1
1995-96	Jason Arnott, Todd Marchant, Doug Weight	1
1996-97	Jason Arnott	1
1997-98	Ryan Smyth	2
1998-99	Ryan Smyth	2
1999-00	Todd Marchant	2
2000-01	Doug Weight	2
2001-02	Mike Comrie	3
2002-03	Anson Carter, Jason Chimera, Radek Dvorak, Todd Marchant, Ethan Moreau, Ryan Smyth	1
2003-04	Radek Dvorak, Ethan Moreau	2
2004-05	No Season - NHL Lockout	n/a

SHOOTOUT DECIDING GOALS

SEASON	PLAYER	GDG
2005-06	Marty Reasoner, Ryan Smyth, Raffi Torres	1
2006-07	Fernado Pisani, Ryan Smyth	2
2007-08	Sam Gagner, Ales Hemsky	4
2008-09	Ales Hemsky	2
2009-10	Shawn Horcoff	3
2010-11	Jordan Eberle, Linus Omark	1
2011-12	Ryan Nugent-Hopkins	2
2012-13	Sam Gagner	2
2013-14	Sam Gagner, Taylor Hall, David Perron	1
2014-15	Rob Klunkhammer, Martin Marincin (D), Teddy Purcell, Derek Roy, Nail Yakupov	1
2015-16	Jordan Eberle, Matt Hendricks, Ryan Nugent-Hopkins	1
2016-17	Leon Draisaitl	2
2017-18	Connor McDavid	7

PLUS/MINUS

SEASON	PLAYER	+/-
1979-80	Wayne Gretzky	+82
1980-81	Charlie Huddy (D)	+62
1981-82	Wayne Gretzky	+80
1982-83	Wayne Gretzky	+76
1983-84	Wayne Gretzky	+98
1984-85	Wayne Gretzky	+71
1985-86	Wayne Gretzky	+70
1986-87	Wayne Gretzky	+70
1987-88	Steve Smith (D)	+40
1988-89	Craig Muni (D)	+43
1989-90	Randy Gregg (D)	+24
1990-91	Petr Klima	+24
1991-92	Norm Maciver (D)	+20
1992-93	Martin Gelinas	+3
1993-94	Dean McAmmond	+12
1994-95	Iain Fraser	+3
1995-96	Mariusz Czerkawski	+7
1996-97	Bryan Marchment (D)	+13
1997-98	Todd Marchant, Dean McAmmond	+9
1998-99	Tom Poti (D)	+10
1999-00	Jason Smith (D)	+16
2000-01	Eric Brewer (D), Igor Ulanov (D)	+15
2001-02	Mike Comrie	+16
2002-03	Marty Reasoner	+19

2003-04	Igor Ulanov (D)	+19
2004-05	No Season - NHL Lockout	n/a
2005-06	Steve Staios (D)	+10
2006-07	Daniel Tjarnqvist (D)	+3
2007-08	Robert Nilsson	+8
2008-09	Denis Grebeshkov (D)	+12
2009-10	Ales Hemsky	+7
2010-11	Ryan Whitney (D)	+13
2011-12	Sam Gagner, Andy Sutton (D)	+5
2012-13	Shawn Horcoff, Corey Potter (D)	+8
2013-14	Ryan Jones	+0
2014-15	Steve Pinizzotto	+1
2015-16	Brandon Davidson (D)	+7
2016-17	Connor McDavid	+27
2017-18	Connor McDavid	+20

SHOTS ON GOAL

SEASON	PLAYER	SOG
1979-80	Wayne Gretzky	284
1980-81	Wayne Gretzky	261
1981-82	Wayne Gretzky	369
1982-83	Wayne Gretzky	348
1983-84	Wayne Gretzky	324
1984-85	Wayne Gretzky	358
1985-86	Wayne Gretzky	350
1986-87	Wayne Gretzky	288
1987-88	Glenn Anderson	255
1988-89	Jimmy Carson	240
1989-90	Mark Messier	211
1990-91	Esa Tikkanen	235
1991-92	Vincent Damphousse	247
1992-93	Dave Manson (D)	244
1993-94	Igor Kravchuk (D)	197
1994-95	Jason Arnott	156
1995-96	Jason Arnott	244
1996-97	Ryan Smyth	265
1997-98	Ryan Smyth, Doug Weight	205
1998-99	Bill Guerin	261
1999-00	Ryan Smyth	238
2000-01	Ryan Smyth	245
2001-02	Jochen Hecht	211
2002-03	Ryan Smyth	199
2003-04	Ryan Smyth	245
2004-05	No Season - NHL Lockout	n/a
2005-06	Jarret Stoll	243
2006-07	Petr Sykora	206
2007-08	Dustin Penner	201
2008-09	Sheldon Souray (D)	268
2009-10	Dustin Penner	203
2010-11	Taylor Hall	186
2011-12	Taylor Hall	207
2012-13	Taylor Hall	154
2013-14	Taylor Hall	250
2014-15	Nail Yakupov	191
2015-16	Taylor Hall	286
2016-17	Connor McDavid	251
2017-18	Connor McDavid	274



EDMONTON OILERS YEARLY LEADERS (1979-80 TO 2017-2018)

SHOOTING PERCENTAGE

Minimum 80 shots on goal from 1979-80 to 1991-92.

Minimum 84 shots on goal from 1992-93 to 1993-94.

Minimum 48 shots on goal for 1994-95.

Minimum 82 shots on goal from 1995-96 to 2016-17.

SEASON	PLAYER	PCT. (G-SHOTS)
1979-80	Stan Weir	25.6 (33-129)
1980-81	Wayne Gretzky	21.1 (55-261)
1981-82	Wayne Gretzky	24.9 (92-369)
1982-83	Ken Linseman	23.4 (33-141)
1983-84	Wayne Gretzky	26.9 (87-324)
1984-85	Jari Kurri	27.2 (71-261)
1985-86	Jari Kurri	28.8 (68-236)
1986-87	Esa Tikkanen	27.0 (34-126)
1987-88	Craig Simpson	36.4 (43-118)
1988-89	Craig Simpson	28.9 (35-121)
1989-90	Craig Simpson	22.5 (29-129)
1990-91	Craig Simpson	21.0 (30-143)
1991-92	Kelly Buchberger	22.2 (20-90)
1992-93	Craig Simpson	26.4 (24-91)
1993-94	Jason Arnett	17.0 (33-194)
1994-95	Roman Oksita	21.2 (11-52)
1995-96	Zdeno Ciger	16.8 (31-184)
1996-97	Andrei Kovalenko	19.6 (32-163)
1997-98	Dean McAmmond	14.8 (19-128)
1998-99	Rem Murray	18.1 (21-116)
1999-00	Alex Selivanov	22.1 (27-122)
2000-01	Mike Grier	16.1 (20-124)
2001-02	Mike Comrie	19.4 (33-170)
2002-03	Jason Chimera	15.6 (14-90)
2003-04	Fernando Pisani	16.2 (16-99)
2004-05	No Season - NHL Lockout	n/a
2005-06	Raffi Torres	16.5 (27-164)
2006-07	Ryan Smyth	19.3 (31-161)
2007-08	Andrew Cogliano	18.4 (18-98)
2008-09	Andrew Cogliano	15.5 (18-116)
2009-10	Dustin Penner	15.8 (32-203)
2010-11	Dustin Penner	15.3 (21-137)
2011-12	Jordan Eberle	18.9 (34-180)
2012-13	Nail Yakupov	21.0 (17-81)
2013-14	Jordan Eberle	14.0 (28-200)
2014-15	Benoit Pouliot	18.1 (19-105)
2015-16	Patrick Maroon	20.5 (8-39)
2016-17	Leon Draisaitl	16.9 (29-172)
2017-18	Ryan Nugent-Hopkins	14.9 (24-151)

REAL TIME SCORING STATISTICS

NOTE: The NHL began recording real time scoring statistics as official league statistics in 1997-98. From 2002-03 to 2003-04, only time on ice and face-off statistics were recorded by the NHL.

TIME ON ICE

SEASON	PLAYER	TOI/GP
1997-98	Not recorded	n/a
1998-99	Boris Mironov (D)	25:55
1999-00	Roman Hamrik (D)	25:17
2000-01	Janne Niinimaa (D)	25:20
2001-02	Janne Niinimaa (D)	26:01
2002-03	Eric Brewer (D)	24:56
2003-04	Eric Brewer (D)	24:39
2004-05	No Season - NHL Lockout	n/a
2005-06	Chris Pronger (D)	27:59
2006-07	Daniel Tjarnqvist (D)	22:41
2007-08	Sheldon Souray (D)	24:20
2008-09	Sheldon Souray (D)	24:50
2009-10	Ryan Whitney (D)	25:22
2010-11	Ryan Whitney (D)	25:20
2011-12	Jeff Petry (D)	21:45
2012-13	Jeff Petry (D)	21:54
2013-14	Justin Schultz (D)	23:20
2014-15	Justin Schultz (D)	22:36
2015-16	Oscar Klefbom (D)	21:53
2016-17	Oscar Klefbom (D)	22:22
2017-18	Oscar Klefbom (D)	22:51

HITS

SEASON	PLAYER	HITS
1997-98	Boris Mironov (D)	193
1998-99	Mike Grier	188
1999-00	Jason Smith (D)	260
2000-01	Jason Smith (D)	254
2001-02	Jason Smith (D)	220
2002-03	Not Recorded	n/a
2003-04	Not Recorded	n/a
2004-05	No Season - NHL Lockout	n/a
2005-06	Jason Smith (D)	151
2006-07	Jason Smith (D)	151
2007-08	Jarret Stoll	122
2008-09	Ethan Moreau	126
2009-10	J-F Jacques	158
2010-11	Theo Peckham (D)	196
2011-12	Ladislav Smid (D)	186
2012-13	Ladislav Smid (D)	151
2013-14	Jeff Petry (D)	181
2014-15	Matt Hendricks	220
2015-16	Matt Hendricks	175
2016-17	Adam Larsson (D)	253
2017-18	Adam Larsson (D)	254



EDMONTON OILERS YEARLY LEADERS (1979-80 TO 2017-2018)

BLOCKED SHOTS

SEASON	PLAYER	BKS
1997-98	Not Recorded	n/a
1998-99	Not Recorded	n/a
1999-00	Jason Smith (D)	167
2000-01	Jason Smith (D)	210
2001-02	Jason Smith (D)	261
2002-03	Not Recorded	n/a
2003-04	Not Recorded	n/a
2004-05	No Season - NHL Lockout	n/a
2005-06	Jason Smith (D)	176
2006-07	Jason Smith (D)	228
2007-08	Steve Staios (D)	187
2008-09	Steve Staios (D)	157
2009-10	Tom Gilbert (D)	165
2010-11	Tom Gilbert (D)	172
2011-12	Ladislav Smid (D)	184
2012-13	Ladislav Smid (D)	119
2013-14	Jeff Petry (D)	132
2014-15	Mark Fayne (D)	125
2015-16	Andrej Sekera (D)	156
2016-17	Kris Russell (D)	213
2017-18	Kris Russell (D)	223

TAKEAWAYS

SEASON	PLAYER	TKA
1997-98	Todd Marchant	93
1998-99	Janne Niinimaa	53
1999-00	Todd Marchant, Ryan Smyth	58
2000-01	Todd Marchant	68
2001-02	Todd Marchant	83
2002-03	Not Recorded	n/a
2003-04	Not Recorded	n/a
2004-05	No Season - NHL Lockout	n/a
2005-06	Ryan Smyth	64
2006-07	Shawn Horcoff	75
2007-08	Marty Reasoner	45
2008-09	Shawn Horcoff	53
2009-10	Dustin Penner	51
2010-11	Jordan Eberle	56
2011-12	Ryan Smyth	54
2012-13	Jeff Petry (D)	32
2013-14	Taylor Hall	76
2014-15	Ryan Nugent-Hopkins	54
2015-16	Taylor Hall	64
2016-17	Connor McDavid	76
2017-18	Connor McDavid	111

FACE-OFF WINNING PERCENTAGE

(Minimum 410 Face-Offs)

(Minimum 205 Face-Offs 48 Game Season)*

SEASON	PLAYER	PCT. (FOW-TFO)
1997-98	Jason Arnott	51.8 (299-577)
1998-99	Josef Beranek	50.2 (633-1261)
1999-00	Jim Dowd	54.03 (389-720)
2000-01	Todd Marchant	53.84 (834-1549)
2001-02	Marty Reasoner	55.53 (261-470)
2002-03	Todd Marchant	58.01 (775-1336)
2003-04	Adam Oates	57.23 (487-851)
2004-05	No Season - NHL Lockout	n/a
2005-06	Jarret Stoll	56.75 (765-1348)
2006-07	Jarret Stoll	55.60 (501-901)
2007-08	Jarret Stoll	55.09 (677-1229)
2008-09	Shawn Horcoff	53.92 (937-1756)
2009-10	Dustin Penner	47.7 (201-421)
2010-11	Shawn Horcoff	48.3 (393-420)
2011-12	Eric Belanger	55.3 (557-1007)
2012-13	Eric Belanger	53.7 (203-378)*
2013-14	Boyd Gordon	56.5 (843-1492)
2014-15	Boyd Gordon	55.9 (681-1218)
2015-16	Matt Hendricks	55.4 (251-453)
2016-17	Mark Letestu	50.4 (452-896)
2017-18	Leon Draisaitl	56.1 (672-1198)

FACE-OFFS WON

SEASON	PLAYER	FOW
1997-98	Doug Weight	829
1998-99	Todd Marchant	725
1999-00	Todd Marchant	843
2000-01	Todd Marchant	834
2001-02	Todd Marchant	798
2002-03	Todd Marchant	775
2003-04	Shawn Horcoff	698
2004-05	No Season - NHL Lockout	n/a
2005-06	Jarret Stoll	765
2006-07	Shawn Horcoff	720
2007-08	Jarret Stoll	677
2008-09	Shawn Horcoff	947
2009-10	Shawn Horcoff	621
2010-11	Andrew Coglianano	461
2011-12	Shawn Horcoff	728
2012-13	Sam Gagner	325*
2013-14	Boyd Gordon	843
2014-15	Boyd Gordon	681
2015-16	Mark Letestu	596
2016-17	Ryan Nugent-Hopkins	556
2017-18	Leon Draisaitl	672



EDMONTON OILERS ROOKIE RECORDS (1979-80 TO 2017-18)

TOP 20 ROOKIE SCORERS

RK	PLAYER	GP	G	A	PTS	PIM	SEASON
1	Jari Kurri	75	32	43	75	40	1980-81
2	Jason Arnott	78	33	35	68	104	1993-94
3	Dave Lumley	80	20	38	58	138	1979-80
4	Glenn Anderson	58	30	23	53	24	1980-81
5	RYAN NUGENT-HOPKINS	62	18	34	52	16	2011-12
6	Sam Gagner	79	13	36	49	23	2007-08
7	CONNOR MCDAVID	45	16	32	48	18	2015-16
8	Andrew Cogliano	82	18	27	45	20	2007-08
9	Jordan Eberle	69	18	25	43	22	2010-11
10	Taylor Hall	65	22	20	42	27	2010-11
11	Raimo Summanen	73	19	18	37	16	1985-86
12	Miroslav Satan	62	18	17	35	22	1995-96
13	Risto Siltanen (D)	64	6	29	35	26	1979-80
14	Magnus Paajarvi	80	15	19	34	16	2010-11
15	Jaroslav Pouzar	74	15	18	33	57	1982-83
16	Tom Gilbert (D)	82	13	20	33	20	2007-08
17	Mike Grier	79	15	17	32	45	1996-97
18	Nail Yakupov	48	17	14	31	24	2012-13
19	Rem Murray	82	11	20	31	16	1996-97
20	Paul Coffey (D)	74	9	23	31	130	1980-81

ROOKIE GOALTENDERS

(MINIMUM OF FIVE GAMES PLAYED)

GOALTENDERS	SEASON	GP	MINS	GA	GAA	SO	W-L-T/OTL	W%	SA	SV%
Grant Fuhr	1981-82	48	2842	157	3.31	0	28-5-14	.745	1537	.898
Jeff Deslauriers	2009-10	48	2798	152	3.26	3	16-28-4	.375	1529	.900
Devan Dubnyk	2010-11	35	2061	93	2.71	2	12-13-8	.485	1103	.916
Anders Nilsson	2015-16	26	1413	74	3.14	0	10-12-2	.458	745	.901
Fred Brathwaite	1993-94	19	982	58	3.54	0	3-10-3	.281	523	.889
Devan Dubnyk	2009-10	19	1075	64	3.57	0	4-10-2	.312	579	.889
Joaquin Gage	1995-96	16	717	45	3.77	0	2-8-1	.227	350	.871
Fred Brathwaite	1994-95	14	601	40	4.00	0	2-5-1	.312	292	.863
Jeff Deslauriers	2008-09	10	549	30	3.34	0	4-3-0	.571	302	.901
Andy Moog	1981-82	8	399	32	4.82	0	3-5-0	.375	201	.841
Laurent Brossoit	2016-17	8	332	11	1.99	0	4-1-0	.800	153	.928
Andy Moog	1980-81	7	313	20	3.82	0	3-3-0	.500	170	.882
Don Cutts	1979-80	6	269	16	3.57	0	1-2-1	.333	142	.887
Daryl Reaugh	1987-88	6	176	14	4.79	0	1-1-0	.500	114	.877
Steve Passmore	1998-99	6	362	17	2.82	0	1-4-1	.250	183	.907
Laurent Brossoit	2015-16	5	300	17	3.61	0	0-4-1	.100	142	.873

Other rookie goaltenders to appear in less than five games in one season (Laurent Brossoit, Ty Conklin, Bob Dupuis, Randy Exelby, Joaquin Gage, Mike Greenlay, Mike Minard, Daryl Reaugh, Mike Zanier)



EDMONTON OILERS TOP ROOKIE SEASONS

SKATERS

GAMES PLAYED

1.	82	Rem Murray	1996-97
		Andrew Cogliano	2007-08
		Tom Gilbert (D)	2007-08
4.	80	Dave Lumley	1979-80
		Randy Gregg (D)	1982-83
		Magnus Paajarvi	2010-11
7.	79	Mike Grier	1996-97
		Sam Gagner	2007-08
9.	78	Jason Arnott	1993-94
10.	77	Ladislav Smid	2006-07

GOALS

1.	33	Jason Arnott	1993-94
2.	32	Jari Kurri	1980-81
3.	30	Glenn Anderson	1980-81
4.	22	Taylor Hall	2010-11
5.	20	Dave Lumley	1979-80
6.	19	Raimo Summanen	1985-86
7.	18	Miroslav Satan	1995-96
		Andrew Cogliano	2007-08
		Jordan Eberle	2010-11
		RYAN NUGENT-HOPKINS	2011-12

ASSISTS

1.	43	Jari Kurri	1980-81
2.	38	Dave Lumley	1979-80
3.	36	Sam Gagner	2007-08
4.	35	Jason Arnott	1993-94
5.	34	RYAN NUGENT-HOPKINS	2011-12
6.	32	CONNOR MCDAVID	2015-16
7.	29	Risto Siltanen (D)	1979-80
8.	27	Andrew Cogliano	2007-08
9.	25	Jordan Eberle	2010-11
10.	24	Ales Hemsky	2002-03

POINTS

1.	75	Jari Kurri	1980-81
2.	68	Jason Arnott	1993-94
3.	58	Dave Lumley	1979-80
4.	53	Glenn Anderson	1980-81
5.	52	RYAN NUGENT-HOPKINS	2011-12
6.	49	Sam Gagner	2007-08
7.	48	CONNOR MCDAVID	2015-16
8.	45	Andrew Cogliano	2007-08
9.	43	Jordan Eberle	2010-11
10.	42	Taylor Hall	2010-11

PENALTY MINUTES

1.	234	Kelly Buchberger	1988-89
2.	188	Sean Brown (D)	1998-99
3.	166	Steve Smith (D)	1985-86
4.	138	Dave Lumley	1980-81
5.	130	Paul Coffey (D)	1980-81
6.	127	Luke Gazdic	2013-14
7.	124	Jeff Beukeboom (D)	1986-87
		Louie Debrusk	1991-92
9.	105	Zack Stortini	2006-07
10.	104	Jason Arnott	1993-94

GOALTENDERS

GAMES

1.	48	Grant Fuhr	1981-82
		Jeff Deslauriers	2009-10
3.	35	Devan Dubnyk	2010-11
4.	26	Anders Nilsson	2015-16
5.	19	Fred Brathwaite	1993-94
		Devan Dubnyk	2009-10

WINS

1.	28	Grant Fuhr	1981-82
2.	16	Jeff Deslauriers	2009-10
3.	12	Devan Dubnyk	2010-11
4.	10	Anders Nilsson	2015-16
5.	4	Jeff Deslauriers	2008-09
		Devan Dubnyk	2009-10
		Laurent Brossoit	2016-17

EDMONTON OILER ROOKIE LEADERS (OTHER CATEGORIES)

SKATERS

GOALS BY A DEFENCEMAN	13	Tom Gilbert	2007-08
ASSISTS BY A DEFENCEMAN	29	Risto Siltanen	1979-80
POWER PLAY GOALS	10	Glenn Anderson Jason Arnott David Oliver	1980-81 1993-94 1994-95
SHORTHANDED GOALS	3	Glenn Anderson Mats Lindgren	1980-81 1996-97
GAME WINNING GOALS	6	Dave Lumley	1979-80
GAME TYING GOALS	2	Glenn Anderson Jari Kurri Martin Gelinass	1980-81 1980-81 1989-90
SHOOTOUT DECIDING GOALS	4	Sam Gagner	2007-08
HAT TRICKS	3	Jari Kurri	1980-81
PLUS/MINUS	+30	Steve Smith	1985-86
SHOTS ON GOAL	202	Jari Kurri	1980-81

GOALTENDERS

Minutes (by a goaltender)	2842	Grant Fuhr	1981-82
Saves (by a goaltender)	1377	Jeff Deslauriers	2009-10
Goals against average (min. 10 GP)	2.71	Devan Dubnyk	2010-11
Save percentage (min. 10 GP)	.916	Devan Dubnyk	2010-11



EDMONTON OILERS MULTIPLE POINT GAMES (1979-80 TO 2017-18)

ALL-TIME LEADERS	GOALS				ASSISTS							POINTS								TOT	GP
	2	3	4	5	2	3	4	5	6	7	2	3	4	5	6	7	8				
Wayne Gretzky	94	30	9	4	181	93	39	8	1	3	171	143	79	57	14	6	2	472	696		
Mark Messier	57	10	3	0	118	35	5	0	1	0	185	88	24	2	1	0	0	300	851		
Jari Kurri	84	18	1	1	84	28	9	1	0	0	160	91	31	10	4	0	0	296	754		
Glenn Anderson	55	17	3	0	87	11	3	0	0	0	147	68	19	4	2	0	0	240	845		
Paul Coffey	36	3	1	0	82	27	3	1	1	0	97	63	4	8	1	0	1	174	532		
Doug Weight	19	1	0	0	67	15	3	0	0	0	116	27	7	1	0	0	0	151	588		
Ryan Smyth	36	5	0	0	41	9	0	0	0	0	103	34	5	0	0	0	0	142	971		
Ales Hemsky	10	1	0	0	46	9	2	0	0	0	93	15	6	1	0	0	0	115	652		
Esa Tikkanen	25	5	0	0	42	9	1	0	0	0	66	32	5	2	0	0	0	105	522		
Craig Simpson	27	2	0	0	23	5	0	0	0	0	68	20	4	0	0	0	0	92	419		
Jordan Eberle	21	2	0	0	31	4	0	0	0	0	69	19	4	0	0	0	0	92	507		
Shawn Horcoff	8	1	0	0	45	3	1	0	0	0	66	19	2	0	0	0	0	87	796		
Taylor Hall	9	4	0	0	27	7	1	0	0	0	50	22	4	1	0	0	0	77	381		
CONNOR MCDAVID	9	3	1	0	37	8	0	0	0	0	45	25	2	2	0	0	0	74	209		
Charlie Huddy	3	0	0	0	43	6	1	0	0	0	55	13	2	0	0	0	0	70	694		
RYAN NUGENT-HOPKINS	12	2	0	0	28	2	0	1	0	0	56	9	2	1	0	0	0	68	457		
Todd Marchant	13	0	0	0	22	1	0	0	0	0	53	8	2	0	0	0	0	63	678		
Sam Gagner	8	1	1	0	28	0	1	0	0	0	45	10	1	0	0	0	1	57	481		
Mike Krushelnyski	9	1	0	0	15	2	1	0	0	0	43	10	3	0	0	0	0	56	290		
Kevin Lowe	1	0	0	0	28	5	0	1	0	0	45	7	0	0	1	0	0	53	1037		
Jason Arnott	16	2	0	0	18	3	0	0	0	0	38	11	2	1	0	0	0	52	286		
Ken Linseman	4	1	0	0	17	6	0	0	0	0	42	7	2	0	0	0	0	51	202		
Dale Hunter	5	0	0	0	26	2	0	0	0	0	43	7	1	0	0	0	0	51	653		
Craig MacTavish	11	2	0	0	6	4	0	0	0	0	39	9	3	0	0	0	0	51	701		
Petr Klima	16	3	0	0	15	0	0	0	0	0	36	11	1	1	0	0	0	49	274		
LEON DRAISAITL	5	0	0	0	23	3	1	0	0	0	33	14	2	0	0	0	0	49	269		
Steve Smith	2	0	0	0	26	4	2	0	0	0	35	8	3	0	0	0	0	46	385		
Dave Lumley	7	2	0	0	16	4	1	0	0	0	35	5	3	2	1	0	0	46	386		
Brett Callighen	9	0	0	0	17	3	0	0	0	0	31	12	0	0	0	0	0	43	160		
Zdeno Ciger	6	0	0	0	18	1	1	0	0	0	33	7	1	0	0	0	0	41	204		
Risto Siltanen	3	1	0	0	20	5	1	0	0	0	29	11	1	0	0	0	0	41	206		
Anson Carter	13	0	0	0	11	0	0	0	0	0	33	8	0	0	0	0	0	41	211		
Bill Guerin	16	0	0	0	10	2	0	0	0	0	36	4	1	0	0	0	0	41	211		
Joe Murphy	7	1	0	0	16	1	0	0	0	0	32	6	3	0	0	0	0	41	222		
Blair MacDonald	8	4	0	0	10	3	0	0	0	0	24	6	6	0	0	0	0	36	131		
Dean McAmmond	5	0	0	0	16	1	0	0	0	0	30	6	0	0	0	0	0	36	303		
Shayne Corson	5	1	0	0	17	2	0	0	0	0	29	5	1	0	0	0	0	35	192		



EDMONTON OILERS MULTIPLE POINT GAMES BY SEASON (1979-80 TO 2017-18)

TEAM TOTALS SEASON	GOALS				ASSISTS							POINTS								TOT
	2	3	4	5	2	3	4	5	6	7		2	3	4	5	6	7	8		
1979-80	37	7	0	0	60	13	3	0	0	1		123	37	13	2	2	1	0		178
1980-81	30	10	1	1	76	21	6	0	0	0		129	47	16	5	1	1	0		199
1981-82	51	10	3	1	110	32	5	0	0	0		171	65	21	13	2	1	0		273
1982-83	56	9	1	0	105	23	5	2	0	0		181	58	20	6	3	0	0		278
1983-84	52	14	5	2	109	34	2	3	1	0		162	82	20	14	3	1	2		284
1984-85	58	16	1	1	108	24	11	0	0	0		170	60	25	12	5	0	0		272
1985-86	60	13	1	0	98	28	13	3	2	2		150	80	27	11	7	2	1		278
1986-87	50	6	1	0	80	26	4	1	0	0		141	66	16	10	0	0	0		233
1987-88	40	8	1	1	96	20	8	2	0	0		146	55	21	8	1	0	0		231
1988-89	46	5	2	0	78	23	6	0	0	0		131	40	21	5	1	0	0		198
1989-90	36	6	1	0	74	11	4	0	0	0		139	44	9	2	0	0	0		194
1990-91	28	5	0	0	61	12	2	0	0	0		107	38	7	1	0	0	0		153
1991-92	27	1	1	0	60	8	0	0	0	0		129	25	5	1	0	0	0		160
1992-93	22	1	0	0	40	6	0	0	0	0		103	11	1	0	0	0	0		115
1993-94	25	2	0	0	58	8	1	0	0	0		106	27	5	0	0	0	0		138
1994-95	12	2	0	0	34	2	2	0	0	0		60	10	1	0	0	0	0		71
1995-96	21	2	0	0	54	10	0	0	0	0		99	26	3	1	0	0	0		129
1996-97	23	4	0	0	39	6	0	0	0	0		87	20	4	0	0	0	0		111
1997-98	15	0	0	0	38	3	1	0	0	0		89	12	2	0	0	0	0		103
1998-99	25	2	0	0	37	3	1	0	0	0		83	15	2	0	0	0	0		100
1999-00	16	4	1	0	46	6	0	0	0	0		91	15	3	1	0	0	0		110
2000-01	20	2	0	0	34	4	2	0	0	0		94	17	2	1	0	0	0		114
2001-02	17	0	0	0	40	5	0	0	0	0		79	12	2	0	0	0	0		93
2002-03	20	1	0	0	40	3	0	0	0	0		93	17	2	0	0	0	0		112
2003-04	15	0	0	0	38	2	0	0	0	0		98	11	0	0	0	0	0		109
2005-06	22	2	0	0	65	5	2	0	0	0		111	20	5	0	0	0	0		136
2006-07	17	1	0	0	39	6	0	0	0	0		76	11	5	0	0	0	0		92
2007-08	16	0	0	0	46	5	0	0	0	0		97	13	1	0	0	0	0		111
2008-09	10	3	0	0	55	9	0	0	0	0		103	17	4	0	0	0	0		124
2009-10	14	0	0	0	33	4	1	0	0	0		87	9	2	2	0	0	0		100
2010-11	7	1	0	0	41	1	1	0	0	0		81	9	1	0	0	0	0		91
2011-12	14	4	1	0	38	6	1	1	0	0		78	15	5	1	0	0	1		100
2012-13	9	2	0	0	31	3	1	0	0	0		52	11	2	1	0	0	0		66
2013-14	14	2	0	0	36	9	0	0	0	0		82	19	3	0	0	0	0		104
2014-15	15	1	0	0	32	1	0	0	0	0		55	12	1	0	0	0	0		68
2015-16	17	2	0	0	40	3	0	0	0	0		65	22	4	1	0	0	0		93
2016-17	17	4	0	0	52	6	1	0	0	0		85	27	3	0	0	0	0		115
2017-18	17	2	1	0	48	9	0	0	0	0		99	23	3	1	0	0	0		126
TOTALS	991	154	21	6	2169	400	83	12	3	3		4032	1098	287	99	25	6	4		5562

NOTE: Each column represents only the number of games in which the exact number of goals, assists or points were scored. For example, the two-goal column only indicates the number of games in which the player scored exactly two goals and does not include his three-or-more goal games.



EDMONTON OILERS 20 OR MORE GOAL SEASONS BY PLAYER (1979-80 TO 2017-18)

GOALS

PLAYER	20	30	40	50	60	70	80	90	TOT
Glenn Anderson	1	5	2	2	-	-	-	-	10
Mark Messier	2	5	2	1	-	-	-	-	10
Wayne Gretzky	-	-	1	3	1	2	1	1	9
Ryan Smyth	4	4	-	-	-	-	-	-	8
Craig Simpson	3	2	1	-	-	-	-	-	6
Doug Weight	6	-	-	-	-	-	-	-	6
Paul Coffey	2	1	2	-	-	-	-	-	5
Esa Tikkanen	2	3	-	-	-	-	-	-	5
Jordan Eberle	4	1	-	-	-	-	-	-	5
Taylor Hall	5	-	-	-	-	-	-	-	5
Petr Klima	2	1	1	-	-	-	-	-	4
Craig MacTavish	4	-	-	-	-	-	-	-	4
Pat Hughes	3	-	-	-	-	-	-	-	3
Dustin Penner	2	1	-	-	-	-	-	-	3
Jason Arnott	1	1	-	-	-	-	-	-	2
Brett Callighen	2	-	-	-	-	-	-	-	2
Anson Carter	2	-	-	-	-	-	-	-	2
Zdeno Ciger	1	1	-	-	-	-	-	-	2
Mike Comrie	1	1	-	-	-	-	-	-	2
Mike Grier	2	-	-	-	-	-	-	-	2
Bill Guerin	1	1	-	-	-	-	-	-	2
Matti Hagman	2	-	-	-	-	-	-	-	2
Ales Hemsky	2	-	-	-	-	-	-	-	2
Shawn Horcoff	2	-	-	-	-	-	-	-	2
Mike Krushelnyski	1	-	1	-	-	-	-	-	2
CONNOR MCDAVID	-	1	1	-	-	-	-	-	2
Dave Lumley	1	1	-	-	-	-	-	-	2
Joe Murphy	1	1	-	-	-	-	-	-	2
Raffi Torres	2	-	-	-	-	-	-	-	2
LEON DRAISAITL	2	-	-	-	-	-	-	-	2
RYAN NUGENT-HOPKINS	2	-	-	-	-	-	-	-	2
Jimmy Carson	-	-	1	-	-	-	-	-	1
Blair MacDonald	-	-	1	-	-	-	-	-	1
Vincent Damphousse	-	1	-	-	-	-	-	-	1
Andrei Kovalenko	-	1	-	-	-	-	-	-	1
Ken Linseman	-	1	-	-	-	-	-	-	1
Stan Weir	-	1	-	-	-	-	-	-	1
Kelly Buchberger	1	-	-	-	-	-	-	-	1
Shayne Corson	1	-	-	-	-	-	-	-	1
Mariusz Czerkawski	1	-	-	-	-	-	-	-	1
Martin Gelinás	1	-	-	-	-	-	-	-	1
Charlie Huddy	1	-	-	-	-	-	-	-	1
Dave Hunter	1	-	-	-	-	-	-	-	1
Willy Lindstrom	1	-	-	-	-	-	-	-	1
MILAN LUCIC	1	-	-	-	-	-	-	-	1
Todd Marchant	1	-	-	-	-	-	-	-	1
Patrick Maroon	1	-	-	-	-	-	-	-	1
Scott Mellanby	1	-	-	-	-	-	-	-	1
Ethan Moreau	1	-	-	-	-	-	-	-	1
Rem Murray	1	-	-	-	-	-	-	-	1
Mark Napier	1	-	-	-	-	-	-	-	1
Bernie Nicholls	1	-	-	-	-	-	-	-	1
David Oliver	1	-	-	-	-	-	-	-	1
David Perron	1	-	-	-	-	-	-	-	1
Alex Selivanov	1	-	-	-	-	-	-	-	1
TOTALS	83	37	16	8	2	3	1	1	151
56 players									



EDMONTON OILERS 20 GOAL SEASONS BY SEASON (1979-80 TO 2017-18)

GOALS PLAYER	20	30	40	50	60	70	80	90	TOT
1979-80	2	1	1	1	-	-	-	-	5
1980-81	3	2	-	1	-	-	-	-	6
1981-82	3	3	-	1	-	-	-	1	8
1982-83	3	1	3	-	-	1	-	-	8
1983-84	3	1	1	2	-	-	1	-	8
1984-85	1	1	2	-	-	2	-	-	6
1985-86	2	1	1	2	1	-	-	-	7
1986-87	1	3	-	1	1	-	-	-	6
1987-88	2	2	3	-	-	-	-	-	7
1988-89	1	3	2	-	-	-	-	-	6
1989-90	3	3	1	-	-	-	-	-	7
1990-91	4	1	1	-	-	-	-	-	6
1991-92	6	2	-	-	-	-	-	-	8
1992-93	1	1	-	-	-	-	-	-	2
1993-94	3	1	-	-	-	-	-	-	4
1994-95	-	-	-	-	-	-	-	-	0
1995-96	3	1	-	-	-	-	-	-	4
1996-97	2	2	-	-	-	-	-	-	4
1997-98	2	-	-	-	-	-	-	-	2
1998-99	2	1	-	-	-	-	-	-	3
1999-00	4	-	-	-	-	-	-	-	4
2000-01	2	1	-	-	-	-	-	-	3
2001-02	1	1	-	-	-	-	-	-	2
2002-03	5	-	-	-	-	-	-	-	5
2003-04	3	-	-	-	-	-	-	-	3
2004-05	NO SEASON – NHL LOCKOUTNO SEASON - NHL LOCKOUT								
2005-06	3	1	-	-	-	-	-	-	4
2006-07	1	1	-	-	-	-	-	-	2
2007-08	3	-	-	-	-	-	-	-	3
2008-09	2	-	-	-	-	-	-	-	2
2009-10	-	1	-	-	-	-	-	-	1
2010-11	1	-	-	-	-	-	-	-	1
2011-12	1	1	-	-	-	-	-	-	2
2012-13	-	-	-	-	-	-	-	-	-
2013-14	3	-	-	-	-	-	-	-	3
2014-15	2	-	-	-	-	-	-	-	2
2015-16	2	-	-	-	-	-	-	-	2
2016-17	4	1	-	-	-	-	-	-	2
2017-18	2	-	1	-	-	-	-	-	3
TOTALS (39 seasons, incl. lockout year)	86	37	16	8	2	3	1	1	151



EDMONTON OILERS 20 OR MORE GOAL SEASONS

92 GOALS (1) (Oilers/NHL Record)

Wayne Gretzky# 1981-82

87 GOALS (1)

Wayne Gretzky# 1983-84

73 GOALS (1)

Wayne Gretzky# 1984-85

71 GOALS (2)

Wayne Gretzky# 1982-83

Jari Kurri..... 1984-85

68 GOALS (1)

Jari Kurri#..... 1985-86

62 GOALS (1)

Wayne Gretzky# 1986-87

55 GOALS (1)

Wayne Gretzky 1980-81

54 GOALS (3)

Glenn Anderson 1983-84

Glenn Anderson 1985-86

Jari Kurri..... 1986-87

52 GOALS (2)

Jari Kurri..... 1983-84

Wayne Gretzky 1985-86

51 GOALS (1)

Wayne Gretzky 1979-80

50 GOALS (1)

Mark Messier 1981-82

49 GOALS (1)

Jimmy Carson..... 1988-89

48 GOALS (3)

Glenn Anderson 1982-83

Mark Messier..... 1982-83

Paul Coffey (D)..... 1985-86

46 GOALS (1)

Blair MacDonald 1979-80

45 GOALS (2)

Jarri Kurri 1982-83

Mark Messier..... 1989-90

44 GOALS (1)

Jari Kurri 1988-89

43 GOALS (3)

Mike Krushelnyski 1984-85

Jari Kurri..... 1987-88

*Craig Simpson 1987-88 PIT, EDM

42 GOALS (1)

Glenn Anderson 1984-85

41 GOALS (1)

CONNOR MCDAVID..... 2017-18

40 GOALS (3)

Paul Coffey (D) 1983-84

Wayne Gretzky 1987-88

Petr Klima 1990-91

39 GOALS (1)

Ryan Smyth 1996-97

38 GOALS (3)

Glenn Anderson 1981-82

Glenn Anderson 1987-88

Vincent Damphousse..... 1991-92

37 GOALS (4)

Mark Messier..... 1983-84

Paul Coffey..... 1984-85

Mark Messier..... 1986-87

Mark Messier..... 1987-88

36 GOALS (1)

Ryan Smyth 2005-06

35 GOALS (4)

Mark Messier..... 1985-86

Glenn Anderson 1986-87

Craig Simpson..... 1988-89

Joe Murphy 1991-92

34 GOALS (3)

Esa Tikkanen 1986-87

Glenn Anderson 1989-90

Jordan Eberle..... 2011-12

33 GOALS (6)

Stan Weir..... 1979-80

Ken Linseman 1982-83

Mark Messier 1988-89

Jari Kurri..... 1989-90

Jason Arnott (R) 1993-94

Mike Comrie 2001-02

32 GOALS (6)

Jari Kurri (R) 1980-81

Jari Kurri 1981-82

Dave Lumley 1981-82

Petr Klima 1992-93

Andrei Kovalenko..... 1996-97

Dustin Penner..... 2009-10

31 GOALS (4)

Esa Tikkanen 1988-89

Zdeno Ciger..... 1995-96

Ryan Smyth 2000-01

*Ryan Smyth 2006-07 EDM, NYI

30 GOALS (5)

Glenn Anderson (R) 1980-81

Esa Tikkanen 1989-90

Craig Simpson..... 1990-91

Bill Guerin 1998-99

CONNOR MCDAVID..... 2016-17

29 GOALS (3)

Paul Coffey (D)..... 1981-82

Paul Coffey (D)..... 1982-83

Craig Simpson 1982-83

LEON DRAISAITL 2016-17

28 GOALS (5)

Jason Arnott 1995-96

Ryan Smyth 1999-00

Anson Carter 2001-02

Jordan Eberle 2013-14

David Perron..... 2013-14

27 GOALS (7)

Pat Hughes 1983-84

Joe Murphy 1990-91

Esa Tikkanen 1990-91

Alex Selivanov 1999-00

Ryan Smyth 2002-03

Raffi Torres 2005-06

Taylor Hall 2011-12

Taylor Hall 2013-14

Patrick Maroon 2016-17

26 GOALS (3)

Mariusz Czerkawski..... 1996-97

Doug Weight..... 1997-98

Taylor Hall 2015-16

25 GOALS (9)

Brett Callighen..... 1980-81

Pat Hughes..... 1982-83

*Petr Klima 1989-90 DET, EDM

Shayne Corson 1993-94

Doug Weight..... 1995-96

Doug Weight 2000-01

*Anson Carter 2002-03 EDM, NYR

Jordan Eberle 2015-16

LEON DRAISAITL 2017-18

24 GOALS (10)

Pat Hughes 1981-82

Mark Napier..... 1985-86

Glenn Anderson 1990-91

Craig Simpson 1991-92

Craig Simpson..... 1992-93

Doug Weight 1993-94

Bill Guerin 1999-00

RYAN NUGENT-HOPKINS..... 2014-15

Jordan Eberle..... 2014-15

RYAN NUGENT-HOPKINS..... 2017-18



EDMONTON OILERS 20 OR MORE GOAL SEASONS

23 GOALS (11)

Brett Callighen.....	1979-80
Mark Messier.....	1980-81
Mark Messier.....	1984-85
Craig MacTavish.....	1985-86
Esa Tikkanen	1987-88
Scott Mellanby.....	1991-92
Ryan Smyth	2003-04
Dustin Penner	2007-08
Ales Hemsky.....	2008-09
Sheldon Souray (D).....	2008-09
Taylor Hall (R)	2010-11
MILAN LUCIC	2016-17

22 GOALS (8)

Willy Lindstrom.....	1983-84
Dave Hunter	1983-84
Zdeno Ciger.....	1993-94
Mike York.....	2002-03
Jarret Stoll.....	2005-06
Shawn Horcoff.....	2005-06
Petr Sykora	2006-07
Taylor Hall	2010-11

21 GOALS (9)

Matti Hagman	1981-82
Craig MacTavish.....	1988-89
Craig MacTavish.....	1989-90
Petr Klima	1991-92
Doug Weight.....	1996-97
Rem Murray.....	1998-99
Doug Weight.....	1999-00
Shawn Horcoff	2007-08
*Dustin Penner.....	2010-11 EDM, LAK

20 GOALS (19)

Dave Lumley (R)	1979-80
Matti Hagman	1980-81
Charlie Huddy (D)	1982-83
Craig MacTavish	1986-87
Mike Krushelnyski	1987-88
Martin Gelinas	1990-91
Kelly Buchberger	1991-92
*Bernie Nicholls	1991-92 NYR, EDM
Anatoli Semenov	1991-92
David Oliver	1995-96
Ryan Smyth	1997-98
Mike Grier	1998-99
Mike Grier	2000-01
Mike Comrie	2002-03
Todd Marchant	2002-03
Ethan Moreau	2003-04
Raffi Torres	2003-04
Ales Hemsky	2007-08
Jordan Eberle.....	2016-17

(D) - Defenceman

(R) - Rookie

- NHL Leader

* - Indicates players who reached that total playing on two teams that season, including the Oilers



EDMONTON OILERS THREE-OR-MORE GOAL GAMES (1979-80 TO 2017-18)

PLAYER	REGULAR SEASON				PLAYOFFS			OVERALL			
	3	4	5	TOT	3	4	TOT	3	4	5	TOT
Wayne Gretzky	30	9	4	43	5	2	7	35	11	4	50
Jari Kurri	18	1	1	20	5	2	7	23	3	1	27
Glenn Anderson	17	3	0	20	1	1	2	18	4	0	22
Mark Messier	10	3	0	13	2	1	3	12	4	0	16
Esa Tikkanen	5	0	0	5	0	0	0	5	0	0	8
Ryan Smyth	5	0	0	5	0	0	0	5	0	0	5
Paul Coffey	3	1	0	4	0	0	0	3	1	0	4
Petr Klima	3	0	0	3	1	0	1	4	0	0	4
CONNOR MCDAVID	3	1	0	4	0	0	0	3	1	0	4
Blair MacDonald	4	0	0	4	0	0	0	4	0	0	4
Taylor Hall	4	0	0	4	0	0	0	4	0	0	4
Alex Selivanov	2	1	0	3	0	0	0	2	1	0	3
RYAN NUGENT-HOPKINS	2	0	0	2	0	0	0	2	0	0	2
Jason Arnott	2	0	0	2	0	0	0	2	0	0	2
Mariusz Czerkawski	2	0	0	2	0	0	0	2	0	0	2
Sam Gagner	1	1	0	2	0	0	0	1	1	0	2
Dave Lumley	2	0	0	2	0	0	0	2	0	0	2
Craig MacTavish	2	0	0	2	0	0	0	2	0	0	2
Joe Murphy	1	0	0	1	1	0	1	2	0	0	2
Craig Simpson	2	0	0	2	0	0	0	2	0	0	2
Doug Weight	1	0	0	1	1	0	1	2	0	0	2
Jordan Eberle	2	0	0	2	0	0	0	2	0	0	2
David Perron	1	0	0	1	0	0	0	1	0	0	1
Don Ashby	1	0	0	1	0	0	0	1	0	0	1
Marc-Andre Bergeron	1	0	0	1	0	0	0	1	0	0	1
Kelly Buchberger	1	0	0	1	0	0	0	1	0	0	1
Jimmy Carson	1	0	0	1	0	0	0	1	0	0	1
Erik Cole	1	0	0	1	0	0	0	1	0	0	1
Shayne Corson	1	0	0	1	0	0	0	1	0	0	1
Geoff Courttnall	1	0	0	1	0	0	0	1	0	0	1
Vincent Damphousse	0	1	0	1	0	0	0	0	1	0	1
Boyd Devereaux	1	0	0	1	0	0	0	1	0	0	1
LEON DRAISAITL	0	0	0	0	1	0	1	1	0	0	1
Martin Gelinas	1	0	0	1	0	0	0	1	0	0	1
Adam Graves	1	0	0	1	0	0	0	1	0	0	1
Mike Grier	1	0	0	1	0	0	0	1	0	0	1
Brent Grieve	1	0	0	1	0	0	0	1	0	0	1
Dave Hannan	1	0	0	1	0	0	0	1	0	0	1
Ales Hemsky	1	0	0	1	0	0	0	1	0	0	1
Shawn Horcoff	1	0	0	1	0	0	0	1	0	0	1
Pat Hughes	0	0	1	1	0	0	0	0	0	1	1
Ryan Jones	1	0	0	1	0	0	0	1	0	0	1
Lauri Korpikoski	1	0	0	1	0	0	0	1	0	0	1
Mike Krushelnyski	1	0	0	1	0	0	0	1	0	0	1
Normand Lacombe	1	0	0	1	0	0	0	1	0	0	1
Georges Laraque	1	0	0	1	0	0	0	1	0	0	1
Willy Lindstrom	1	0	0	1	0	0	0	1	0	0	1
Ken Linseman	1	0	0	1	0	0	0	1	0	0	1
MILAN LUCIC	1	0	0	1	0	0	0	1	0	0	1
Patrick Maroon	1	0	0	1	0	0	0	1	0	0	1
Ethan Moreau	1	0	0	1	0	0	0	1	0	0	1
Rem Murray	1	0	0	1	0	0	0	1	0	0	1
David Oliver	1	0	0	1	0	0	0	1	0	0	1
Fernando Pisani	1	0	0	1	0	0	0	1	0	0	1
Dave Semenko	1	0	0	1	0	0	0	1	0	0	1
Gord Sherven	1	0	0	1	0	0	0	1	0	0	1



PLAYER	REGULAR SEASON				PLAYOFFS			OVERALL			
	3	4	5	TOT	3	4	TOT	3	4	5	TOT
Risto Siltanen	1	0	0	1	0	0	0	1	0	0	1
Bill Guerin	0	0	0	0	1	0	1	1	0	0	1
Nail Yakupov	1	0	0	1	0	0	0	1	0	0	1
TOTALS	154	21	6	181	18	6	24	172	27	6	208

ACTIVE OILERS THREE-OR-MORE GOAL GAMES

REGULAR SEASON

PLAYER	DATE	OPPONENT	GOALTENDER(S)	G
Ryan Nugent-Hopkins	October 15, 2011	vs. Vancouver	Roberto Luongo	3G
Ryan Nugent-Hopkins	March 8, 2015	at Carolina	Cam Ward	3G
Connor McDavid	November 19, 2016	at Dallas	Kari Lehtonen/Antti Niemi	3G
Milan Lucic	April 6, 2017	at San Jose	Martin Jones	3G
Connor McDavid	October 4, 2017	vs. Calgary	Mike Smith	3G
Connor McDavid	February 5, 2018	vs. Tampa Bay	Andrei Vasilevsky/Louis Domingue	4G
Connor McDavid	February 18, 2018	at Colorado	Semyon Varlamov	3G



EDMONTON OILERS ALL-TIME THREE-OR-MORE GOAL GAMES (1979-80 TO 2017-18)

TOTAL: 178 (151 3-GOAL GAMES, 21 4-GOAL GAMES, 6 5-GOAL GAMES)

NOTE: In the NO column, the first number indicates the number of hat tricks scored in that season and the second number indicates the player's career total.

PLAYER	NO	GOALS	DATE	OPPONENT	GOALTENDER(S)
1979-80 (7; 7 3-GOAL GAMES)					
1. Blair MacDonald	1-1	3	Oct. 19, 1979	vs Quebec	Michel Dion
2. Blair MacDonald	2-2	3	Jan. 19, 1980	at Pittsburgh	Greg Millen
3. Blair MacDonald	3-3	3	Jan. 26, 1980	vs Toronto	Paul Harrison (2), Vincent Tremblay (1)
4. Wayne Gretzky	1-1	3	Feb. 1, 1980	vs Winnipeg	Pierre Hamel (2), Markus Mattsson (1)
5. Blair MacDonald	4-4	3	Feb. 15, 1980	vs Washington	Wayne Stephenson
6. Wayne Gretzky	2-2	3	Mar. 21, 1980	vs Pittsburgh	Greg Millen
7. Don Ashby	1-1	3	Mar. 29, 1980	at Toronto	Mike Palmateer

1980-81 (12; 10 3-GOAL GAMES, 1 4-GOAL GAME, 1 5-GOAL GAME)

8. Dave Semenko	1-1	3	Oct. 19, 1980	at NY Rangers	Wayne Thomas (2), ENG (1)
9. Jari Kurri	1-1	3	Nov. 26, 1980	vs Chicago	Tony Esposito
10. Wayne Gretzky	1-3	3	Dec. 23, 1980	at Los Angeles	Doug Keans
11. Jari Kurri	2-2	3	Jan. 11, 1981	at Quebec	Ron Grahame
12. Jari Kurri	3-3	3	Jan. 28, 1981	vs Montreal	Richard Sevigny
13. Wayne Gretzky	2-4	3	Feb. 6, 1981	vs Winnipeg	Pierre Hamel
14. Wayne Gretzky	3-5	5	Feb. 18, 1981	vs St. Louis	Mike Liut (3), Ed Staniowski (2)
15. Glenn Anderson	1-1	3	Feb. 21, 1981	at Winnipeg	Markus Mattsson
16. Wayne Gretzky	4-6	4	Mar. 7, 1981	at Philadelphia	Rick St. Croix
17. Mark Messier	1-1	3	Mar. 16, 1981	vs Pittsburgh	Greg Millen
18. Glenn Anderson	2-2	3	Mar. 25, 1981	at Hartford	Mike Veisor (2), ENG (1)
19. Risto Siltanen	1-1	3	Apr. 4, 1981	vs Winnipeg	Markus Mattsson

1981-82 (14; 10 3-GOAL GAMES, 3 4-GOAL GAMES, 1 5-GOAL GAME)

20. Wayne Gretzky	1-7	4	Oct. 31, 1981	vs Quebec	Dan Bouchard (1), Michel Plasse (3)
21. Glenn Anderson	1-3	3	Nov. 23, 1981	vs Detroit	Gilles Gilbert
22. Wayne Gretzky	2-8	4	Nov. 25, 1981	vs Los Angeles	Jim Rutherford
23. Mark Messier	1-2	3	Dec. 2, 1981	at Quebec	Dan Bouchard
24. Wayne Gretzky	3-9	3	Dec. 19, 1981	vs Minnesota	Gilles Meloche
25. Dave Lumley	1-1	3	Dec. 19, 1981	vs Minnesota	Gilles Meloche (2), ENG (1)
26. Wayne Gretzky	4-10	4	Dec. 27, 1981	vs Los Angeles	Mario Lessard
27. Wayne Gretzky	5-11	5	Dec. 30, 1981	vs Philadelphia	Pete Peeters (4), ENG (1)
28. Wayne Gretzky	6-12	3	Jan. 20, 1982	vs St. Louis	Gary Edwards
29. Wayne Gretzky	7-13	3	Jan. 31, 1982	vs. Philadelphia	Rick St. Croix
30. Mark Messier	2-3	3	Feb. 17, 1982	vs. Minnesota	Don Beaupre
31. Wayne Gretzky	8-14	3	Feb. 19, 1982	vs. Hartford	Greg Millen
32. Wayne Gretzky	9-15	3	Feb. 24, 1982	at Buffalo	Don Edwards
33. Wayne Gretzky	10-16	3	Mar. 17, 1982	vs. Pittsburgh	Michel Dion

1982-83 (10; 9 3-GOAL GAMES, 1 4-GOAL GAME)

34. Wayne Gretzky	1-17	3	Nov. 21, 1982	vs. Quebec	Clint Malarchuk
35. Paul Coffey	1-1	3	Dec. 11, 1982	at Minnesota	Don Beaupre
36. Jari Kurri	1-4	3	Dec. 17, 1982	vs. New Jersey	Glenn Resch (2), Shawn McKenzie (1)
37. Mark Messier	1-4	4	Dec. 19, 1982	vs. Montreal	Richard Sevigny, ENG (1)
38. Glenn Anderson	1-4	3	Dec. 22, 1982	vs. Minnesota	Don Beaupre
39. Glenn Anderson	2-5	3	Jan. 7, 1983	vs. Pittsburgh	Denis Herron
40. Mark Messier	2-5	3	Jan. 19, 1983	vs. Vancouver	Richard Brodeur
41. Ken Linsmen	1-1	3	Feb. 19, 1983	at Pittsburgh	Denis Herron (2), Nick Ricci (1)
42. Jari Kurri	2-5	3	Mar. 5, 1983	at Toronto	Mike Palmateer
43. Wayne Gretzky	2-18	3	Mar. 8, 1983	at Hartford	Mike Veisor



PLAYER	NO	GOALS	DATE	OPPONENT	GOALTENDER(S)
1983-84 (21; 14 3-GOAL GAMES, 5 4-GOAL GAMES, 2 5-GOAL GAMES)					
44. Wayne Gretzky	1-19	4	Nov. 6, 1983	at Winnipeg	Doug Soetaert (3), ENG (1)
45. Wayne Gretzky	2-20	3	Nov. 12, 1983	at Detroit	Greg Stefan
46. Jari Kurri	1-6	5	Nov. 19, 1983	vs. New Jersey	Ron Low (2), Glenn Resch (3)
47. Wayne Gretzky	3-21	3	Nov. 19, 1983	vs. New Jersey	Ron Low (2), Glenn Resch (3)
48. Willy Lindstrom	1-1	3	Nov. 19, 1983	vs. New Jersey	Ron Low
49. Glenn Anderson	1-6	3	Dec. 3, 1983	vs. Los Angeles	Gary Laskowski
50. Wayne Gretzky	4-22	3	Dec. 14, 1983	at NY Rangers	Glen Hanlon
51. Wayne Gretzky	5-23	3	Dec. 21, 1983	vs. Winnipeg	Brian Hayward (2), ENG (1)
52. Wayne Gretzky	6-24	4	Jan. 4, 1984	vs. Minnesota	Don Beaupre (2), Gilles Meloche (2)
53. Jari Kurri	2-7	3	Jan. 4, 1984	vs. Minnesota	Don Beaupre (2), Gilles Meloche (1)
54. Wayne Gretzky	7-25	3	Jan. 7, 1984	vs. Hartford	Greg Millen (2), ENG (1)
55. Wayne Gretzky	8-26	3	Jan. 18, 1984	vs. Vancouver	Richard Brodeur
56. Pat Hughes	1-1	5	Feb. 3, 1984	vs. Calgary	Reggie Lemelin (3), Don Edwards (2)
57. Wayne Gretzky	9-27	4	Feb. 21, 1984	at St. Louis	Mike Liut
58. Wayne Gretzky	10-28	4	Feb. 22, 1984	at Pittsburgh	Roberto Romano
59. Mark Messier	1-6	3	Feb. 25, 1984	vs. Toronto	Allan Bester
60. Jari Kurri	3-8	3	Mar. 7, 1984	vs. Chicago	Murray Bannerman
61. Jari Kurri	4-9	3	Mar. 11, 1984	vs. Vancouver	John Garrett
62. Mark Messier	2-7	3	Mar. 11, 1984	vs. Vancouver	John Garrett
63. Glenn Anderson	2-7	3	Mar. 17, 1984	vs. Los Angeles	Markus Mattsson
64. Glenn Anderson	3-8	4	Mar. 21, 1984	vs. Hartford	Greg Millen (3), ENG (1)

1984-85 (18; 16 3-GOAL GAMES, 1 4-GOAL GAME, 1 5-GOAL GAME)

65. Gord Sherven	1-1	3	Oct. 14, 1984	vs. Quebec	Richard Sevigny
66. Wayne Gretzky	1-29	3	Oct. 18, 1984	at Minnesota	Don Beaupre
67. Jari Kurri	1-10	3	Oct. 19, 1984	at Winnipeg	Brian Hayward
68. Glenn Anderson	1-9	3	Nov. 2, 1984	vs. Chicago	Murray Bannerman
69. Jari Kurri	2-11	3	Nov. 9, 1984	at Washington	Pat Riggin
70. Wayne Gretzky	2-30	3	Nov. 27, 1984	at Toronto	Ken Wregget
71. Jari Kurri	3-12	3	Dec. 5, 1984	vs. NY Islanders	Billy Smith
72. Wayne Gretzky	3-31	5	Dec. 15, 1984	at St. Louis	Rick Wamsley (4), Mike Liut (1)
73. Paul Coffey	1-2	4	Dec. 26, 1984	at Calgary	Reggie Lemelin
74. Wayne Gretzky	4-32	3	Dec. 29, 1984	vs. Detroit	Corrado Micallef
75. Wayne Gretzky	5-33	3	Jan. 26, 1985	vs. Pittsburgh	Denis Herron
76. Jari Kurri	4-13	3	Jan. 29, 1985	at Calgary	Don Edwards
77. Mike Krushelnyski	1-1	3	Feb. 2, 1985	vs. NY Rangers	Glen Hanlon
78. Glenn Anderson	2-10	3	Feb. 19, 1985	at Toronto	Ken Wregget (2), Tim Bernhardt (2)
79. Jari Kurri	5-14	3	Feb. 19, 1985	at Toronto	Ken Wregget (2), Tim Bernhardt (1)
80. Glenn Anderson	3-11	3	Mar. 20, 1985	vs. Chicago	Warren Skorodenski
81. Paul Coffey	2-3	3	Mar. 31, 1985	at Chicago	Warren Skorodenski
82. Wayne Gretzky	6-34	3	April 2, 1985	at Los Angeles	Bob Janecyk

1985-86 (14; 13 3-GOAL GAMES, 1 4-GOAL GAME)

83. Glenn Anderson	1-12	3	October 28, 1985	at Calgary	Reggie Lemelin
84. Wayne Gretzky	1-35	3	November 3, 1985	vs. Toronto	Tim Bernhardt
85. Dave Lumley	1-2	3	November 8, 1985	vs. Vancouver	Frank Caprice
86. Craig MacTavish	1-1	3	December 1, 1985	vs. Calgary	Reggie Lemelin
87. Jari Kurri	1-15	3	December 7, 1985	vs. Minnesota	Don Beaupre (1), Jon Casey (2)
88. Glenn Anderson	2-13	3	December 11, 1985	at Chicago	Murray Bannerman
89. Jari Kurri	2-16	3	December 11, 1985	at Chicago	Murray Bannerman (1), Bob Sauve (2)
90. Paul Coffey	1-4	3	December 20, 1985	vs. Los Angeles	Darren Eliot
91. Jari Kurri	3-17	4	December 20, 1985	vs. Los Angeles	Darren Eliot
92. Wayne Gretzky	2-36	3	December 31, 1985	vs. Philadelphia	Bob Froese
93. Wayne Gretzky	3-37	3	January 8, 1986	at Toronto	Tim Bernhardt
94. Mark Messier	1-8	3	February 26, 1986	at Winnipeg	Brian Hayward
95. Glenn Anderson	3-14	3	March 9, 1986	at Los Angeles	Rollie Melanson
96. Glenn Anderson	4-15	3	March 14, 1986	vs. Detroit	Greg Stefan (2), Eddie Mio (1)



PLAYER	NO	GOALS	DATE	OPPONENT	GOALTENDER(S)
1986-87 (7; 6 3-GOAL GAMES, 1 4-GOAL GAME)					
97. Esa Tikkanen	1-1	3	Oct. 15, 1986	vs. Quebec	Clint Malarchuk
98. Jari Kurri	1-18	3	Oct. 17, 1986	vs.. Detroit	Greg Stefan
99. Wayne Gretzky	1-38	3	Oct. 24, 1986	vs. Boston	Pat Riggin (2)
100. Wayne Gretzky	2-39	3	Nov. 22, 1986	vs. Vancouver	Troy Gamble (2), ENG (1)
101. Esa Tikkanen	1-2	4	Nov. 24, 1986	at Calgary	Mike Vernon
102. Wayne Gretzky	3-40	3	Dec. 10, 1986	at Winnipeg	Daniel Berthiaume
103. Wayne Gretzky	4-41	4	Dec. 17, 1986	vs. Quebec	Richard Sevigny

1987-88 (10; 8 3-GOAL GAMES, 1 4-GOAL GAME, 1 5-GOAL GAME)

104. Glenn Anderson	1-16	3	Oct. 11, 1987	at Los Angeles	Rollie Melanson (2), Glen Healy (1)
105. Glenn Anderson	2-17	3	Oct. 16, 1987	at Calgary	Mike Vernon (2), ENG (1)
106. Wayne Gretzky	1-42	3	Nov. 4, 1987	vs. NY Rangers	John Vanbiesbrouck
107. Craig Simpson	1-1	3	Dec. 2, 1987	at Detroit	Glen Hanlon
108. Wayne Gretzky	2-43	5	Dec. 6, 1987	vs. Minnesota	Don Beaupre (4), Kari Takko (1)
109. Dave Hannan	1-1	3	Jan. 25, 1988	at Pittsburgh	Frank Pietrangelo
110. Esa Tikkanen	1-3	3	Feb. 3, 1988	vs. New Jersey	Alain Chevrier
111. Mark Messier	1-9	3	Feb. 14, 1988	vs. Vancouver	Frank Caprice
112. Glenn Anderson	3-18	4	Mar. 4, 1988	vs. Philadelphia	Mark LaForest
113. Geoff Courtnall	1-1	3	Mar. 15, 1988	vs. Buffalo	Jacques Cloutier

1988-89 (7; 5 3-GOAL GAMES, 2 4-GOAL GAMES)

114. Jari Kurri	1-19	3	Nov. 8, 1988	at Pittsburgh	Steve Guenette
115. Esa Tikkanen	1-4	3	Nov. 12, 1988	at Toronto	Allan Bester
116. Glenn Anderson	1-10	4	Nov. 19, 1988	vs. Toronto	Ken Wregget
117. Jimmy Carson	1-1	3	Dec. 4, 1988	vs. NY Rangers	Bob Froese
118. Jari Kurri	2-20	3	Dec. 7, 1988	vs. Quebec	Mario Gosselin
119. Mark Messier	1-10	4	Feb. 21, 1989	vs. Hartford	Mike Liut (3), ENG (1)
120. Craig Simpson	1-2	3	Feb. 25, 1989	vs. St. Louis	Greg Millen

1989-90 (7; 6 3-GOAL GAMES, 1 4-GOAL GAME)

121. Mark Messier	1-11	3	Nov. 21, 1989	vs. Vancouver	Kirk McLean
122. Normand Lacombe	1-1	3	Nov. 25, 1989	at NY Islanders	Glenn Healy
123. Glenn Anderson	1-20	3	Dec. 2, 1989	vs. Minnesota	Jon Casey (2), Kari Takko (1)
124. Adam Graves	1-1	3	Dec. 17, 1989	at Chicago	Alain Chevrier
125. Mark Messier	2-12	3	Jan. 17, 1990	vs. Winnipeg	Bob Essensa
126. Mark Messier	3-13	4	Mar. 3, 1990	vs. Philadelphia	Ron Hextall
127. Martin Gelinas	1-1	3	Mar. 4, 1990	vs. Vancouver	Kirk McLean (2), ENG (1)

1990-91 (5; 5 3-GOAL GAMES)

128. Esa Tikkanen	1-5	3	Oct. 14, 1990	at Vancouver	Troy Gamble
129. Craig MacTavish	1-2	3	Dec. 22, 1990	at Calgary	Mike Vernon
130. Petr Klima	1-1	3	Jan. 30, 1991	vs. Vancouver	Kirk McLean
131. Petr Klima	2-2	3	Feb. 5, 1991	at Boston	Norm Foster
132. Petr Klima	3-3	3	Mar. 31, 1991	vs. Winnipeg	Rick Tabaracci

1991-92 (2; 1 3-GOAL GAME, 1 4-GOAL GAME)

133. Vincent Damphousse	1-1	4	Dec. 14, 1991	vs. Winnipeg	Stephane Beauregard
134. Joe Murphy	1-1	3	Jan. 13, 1992	at Minnesota	Jon Casey

1992-93 (1; 1 3-GOAL GAME)

135. Kelly Buchberger	1-1	3	Jan. 31, 1993	at Buffalo	Tom Draper
-----------------------	-----	---	---------------	------------	------------

1993-94 (2; 2 3-GOAL GAMES)

136. Shayne Corson	1-1	3	November 15, 1993	at Toronto	Felix Potvin
137. Brent Grieve	1-1	3	February 25, 1994	vs. Los Angeles	Robb Stauber



PLAYER	NO	GOALS	DATE	OPPONENT	GOALTENDER(S)
--------	----	-------	------	----------	---------------

1994-95 (2; 2 3-GOAL GAMES)

138. Jason Arnett	1-1	3	Mar. 20, 1995	vs. Calgary	Andrei Trefilov
139. David Oliver	1-1	3	Mar. 22, 1995	at Dallas	Andy Moog

1995-96 (2; 2 3-GOAL GAMES)

140. Doug Weight	1-1	3	Nov. 20, 1995	vs. Colorado	Stephane Fiset
141. Jason Arnett	1-2	3	Mar. 23, 1996	at Montreal	Jocelyn Thibault

1996-97 (4; 4 3-GOAL GAMES)

142. Ryan Smyth	1-1	3	Oct. 8, 1996	at Toronto	Felix Potvin (2), ENG (1)
143. Rem Murray	1-1	3	Oct. 24, 1996	at Los Angeles	Stephane Fiset (2), Byron Dafoe (1)
144. Mariusz Czerkawski	1-1	3	Nov. 7, 1996	vs. Boston	Scott Bailey
145. Mariusz Czerkawski	2-2	3	Feb. 19, 1997	vs. Toronto	Felix Potvin

1997-98 (0; NONE)

1998-99 (2; 2 3-GOAL GAMES)

146. Alexander Selivanov	1-1	3	Feb. 17, 1999	at Anaheim	Guy Hebert (2), Dominic Roussel (1)
147. Mike Grier	1-1	3	Mar. 20, 1999	vs. Vancouver	Garth Snow

1999-00 (5; 4 3-GOAL GAMES, 1 4-GOAL GAME)

148. Alexander Selivanov	1-2	4	Nov. 14, 1999	at Chicago	Steve Passmore
149. Georges Laraque	1-1	3	Feb. 21, 2000	vs. Los Angeles	Stephane Fiset
150. Ryan Smyth	1-2	3	Mar. 13, 2000	at Atlanta	Norm Maracle
151. Boyd Devereaux	1-1	3	Mar. 17, 2000	vs. Ottawa	Patrick Lalime
152. Alexander Selivanov	2-3	3	Apr. 8, 2000	at Calgary	Fred Brathwaite (1), Grant Fuhr (1), ENG (1)

2000-01 (2; 2 3-GOAL GAMES)

153. Ryan Smyth	1-3	3	Nov. 14, 2000	vs. St. Louis	Roman Turek (2), ENG (1)
154. Ryan Smyth	2-4	3	Jan. 13, 2001	vs. Ottawa	Patrick Lalime (2), ENG (1)

2001-02 (0; NONE)

2002-03 (1; 1 3-GOAL GAME)

155. Fernando Pisani	1-1	3	Mar. 22, 2003	vs. Washington	Olaf Kolzig
----------------------	-----	---	---------------	----------------	-------------

2003-04 (0; NONE)

2005-06 (2; 2 3-GOAL GAMES)

156. Shawn Horcoff	1-1	3	Jan. 10, 2006	at Pittsburgh	Marc-Andre Fleury
157. Marc-Andre Bergeron	1-1	3	Jan. 14, 2006	vs. Ottawa	Dominik Hasek

2006-07 (1; 1 3-GOAL GAME)

158. Ryan Smyth	1-5	3	Oct. 12, 2006	vs. San Jose	Evgeni Nabokov
-----------------	-----	---	---------------	--------------	----------------

2007-08 (0; NONE)

2008-09 (3; 3 3-GOAL GAMES)

159. Erik Cole	1-1	3	Jan. 13, 2009	at Washington	Jose Theodore (2), ENG (1)
160. Ethan Moreau	1-1	3	Jan. 18, 2009	vs. Phoenix	Ilja Bryzgalov (2), ENG (1)
161. Sam Gagner	1-1	3	Mar. 19, 2009	at Colorado	Peter Budaj

2009-10 (0; NONE)



PLAYER	NO	GOALS	DATE	OPPONENT	GOALTENDER(S)
2010-11 (1; 1 3-GOAL GAME)					
162. Taylor Hall	1-1	3	Feb. 19, 2011	vs. Atlanta	Chris Mason

2011-12 (5; 4 3-GOAL GAMES; 1 4-GOAL GAME)

163. Ryan Nugent-Hopkins	1-1	3	Oct. 15, 2011	vs. Vancouver	Roberto Luongo
164. Taylor Hall	1-2	3	Nov. 19, 2011	vs. Chicago	Ray Emery
165. Ryan Jones	1-1	3	Dec. 2, 2011	vs. Columbus	Curtis Sanford
166. Sam Gagner	1-2	4	Feb. 2, 2012	vs. Chicago	Corey Crawford
167. Ales Hemsky	1-1	3	Mar. 20, 2012	at Nashville	Anders Lindback

2012-13 (2; 2 3-GOAL GAMES)

168. Taylor Hall	1-3	3	Mar. 30, 2012	vs. Vancouver	Corey Schneider (2), Roberto Luongo (1)
169. Nail Yakupov	1-1	3	Apr. 27, 2013	vs. Vancouver	Roberto Luongo

2013-14 (2; 2 3-GOAL GAMES)

170. Taylor Hall	1-4	3	Dec. 5, 2013	vs. Colorado	Semyon Varlamov
171. David Perron	1-2	3	Jan. 27, 2014	at Vancouver	Roberto Luongo

2014-15 (2; 2 3-GOAL GAMES)

172. Ryan Nugent-Hopkins	1-2	3	Mar. 8, 2015	at Carolina	Cam Ward
--------------------------	-----	---	--------------	-------------	----------

2015-16 (2; 2 3-GOAL GAMES)

173. Lauri Korpikoski	1-1	3	Dec. 11, 2015	vs. NY Rangers	Henrik Lundqvist (2), Anti Raanta (1)
174. Jordan Eberle	1-1	3	Feb. 11, 2016	at Toronto	Jonathan Bernier

2016-17 (4; 4 3-GOAL GAMES)

175. Connor McDavid	1-1	3	Nov. 19, 2016	at Dallas	Kari Lehtonen (2), Antti Niemi (1)
176. Patrick Maroon	1-1	3	Jan. 5, 2017	at Boston	Tuuka Rask
177. Milan Lucic	1-3	3	Apr. 6, 2017	at San Jose	Martin Jones
178. Jordan Eberle	1-2	3	Apr. 9, 2017	vs. Vancouver	Richard Bachman

2017-18 (3; 1 4-GOAL GAME, 2 3-GOAL GAMES)

179. Connor McDavid	1-2	3	Oct. 4, 2017	vs. Calgary	Mike Smith
180. Connor McDavid	2-3	4	Feb. 5, 2018	vs. Tampa Bay	Andrei Vasilevskiy (2), Louis Domingue (2)
181. Connor McDavid	3-4	3	Feb. 18, 2018	at Colorado	Semyon Varlamov



EDMONTON OILERS ALL-TIME REGULAR SEASON GOALTENDING RECORDS (1979-80 TO 2017-18)

GOALTENDER	GP	MINS	GA	SO	GAA	SOG	SV	SV %	W	L	OTL/T	PCT.	A	PTS	PIM
Richard Bachman	10	456	22	1	2.89	251	229	0.912	3	4	1	0.438	0	0	0
Marco Baron	1	33	2	0	3.64	9	7	0.778	0	1	0	0.000	0	0	0
Fred Brathwaite	40	1,876	110	0	3.52	955	845	0.885	5	17	4	0.269	0	0	2
Laurent Brossoit	28	1,432	71	0	2.98	689	618	0.897	7	13	2	0.409	1	1	0
Ilya Bryzgalov	20	1,135	57	1	3.01	622	565	0.908	5	8	5	0.417	0	0	0
Tyler Bunz	1	20	3	0	9.00	12	9	0.750	0	0	0	0.000	0	0	0
Ty Conklin	60	3,156	131	2	2.49	1,384	1,253	0.905	27	19	5	0.578	0	0	19
Jim Corsi	26	1,366	83	0	3.65	n/a	n/a	n/a	8	14	3	0.380	3	3	6
Wayne Cowley	1	57	3	0	3.16	35	32	0.914	0	1	0	0.000	0	0	0
Don Cutts	6	269	16	0	3.57	n/a	n/a	n/a	1	2	1	0.375	0	0	6
Yann Danis	4	142	9	0	3.80	71	62	0.873	1	0	0	0.000	0	0	0
Jeff Deslauriers	58	3,338	182	3	3.27	1,831	1,649	0.901	20	31	4	0.400	4	4	8
Dave Dryden	14	744	53	0	4.27	n/a	n/a	n/a	2	7	3	0.292	0	0	0
Devan Dubnyk	171	9,568	459	8	2.88	5,079	4,620	0.910	61	76	21	0.453	1	1	8
Bob Dupuis	1	60	4	0	4.00	n/a	n/a	n/a	0	1	0	0.000	0	0	0
Gary Edwards	15	729	44	0	3.62	n/a	n/a	n/a	5	3	4	0.583	2	2	0
Bob Essensa	74	3,784	172	1	2.73	1,784	1,612	0.904	22	28	7	0.447	1	1	4
Randy Exelby	1	60	5	0	5.00	29	24	0.828	0	1	0	0.000	0	0	0
Viktor Fasth	33	1,732	94	0	3.26	890	796	0.894	9	18	4	0.355	0	0	0
Norm Foster	10	439	20	0	2.73	183	163	0.891	5	3	0	0.625	0	0	2
Grant Fuhr	423	23,910	1,470	9	3.69	10,026	8,842	0.882	226	117	54	0.637	36	36	48
Joaquin Gage	23	1,076	67	0	3.74	515	448	0.870	4	12	1	0.265	1	1	4
Mathieu Garon	62	3,473	161	4	2.78	1,767	1,606	0.909	32	26	1	0.551	0	0	8
Martin Gerber	3	185	4	0	1.30	95	91	0.958	3	0	0	1.000	1	1	0
Mike Greenlay	2	20	4	0	12.00	17	13	0.765	0	0	0	0.000	1	1	0
Jonas Gustavsson	7	329	17	0	3.10	139	122	0.878	1	3	1	0.300	0	0	0
Peter Ing	12	463	33	0	4.28	252	219	0.869	3	4	0	0.429	3	3	0
Curtis Joseph	177	10,168	492	14	2.90	5,016	4,524	0.902	76	76	20	0.500	5	5	28
Nikolai Khabibulin	117	6,735	337	5	3.00	3,481	3,144	0.903	33	67	14	0.351	0	0	16
Jason LaBarbera	7	348	19	0	3.28	146	127	0.870	1	3	0	0.250	0	0	0
Peter LoPresti	2	105	8	0	4.57	n/a	n/a	n/a	0	1	0	0.000	0	0	0
Ron Low	67	3,568	240	0	4.04	n/a	n/a	n/a	30	23	5	0.560	4	4	2
Jussi Markkanen	102	5,366	244	5	2.73	2,381	2,137	0.898	35	35	14	0.500	2	2	4
Lindsay Middlebrook	1	60	3	0	3.00	33	30	0.909	1	0	0	1.000	0	0	0
Mike Minard	1	60	3	0	3.00	36	33	0.917	1	0	0	1.000	0	0	0
Eddie Mio	77	4,104	275	1	4.02	n/a	n/a	n/a	25	28	14	0.478	6	6	10
AL MONTOYA	9	469	23	0	2.94	244	221	0.906	2	2	2	0.500	1	1	0
Andy Moog	235	12,901	777	4	3.61	n/a	n/a	n/a	143	53	21	0.707	11	11	46
Mike Morrison	21	892	42	0	2.83	361	319	0.884	10	4	2	0.688	0	0	2
Anders Nilsson	26	1,414	74	0	3.14	745	671	0.901	10	12	2	0.458	1	1	4
Steve Passmore	6	362	17	0	2.82	183	166	0.907	1	4	1	0.250	1	1	2
Bill Ranford	449	25,004	1,463	8	3.51	12,971	11,508	0.887	167	193	54	0.469	19	19	48
Daryl Reaugh	7	236	19	0	4.83	149	130	0.872	1	2	0	0.333	0	0	0
Pokey (Eldon) Reddick	13	724	40	0	3.31	342	302	0.883	5	6	2	0.462	0	0	0
Dwayne Roloson	193	11,032	512	6	2.78	5,623	5,111	0.909	78	82	24	0.489	6	6	26
Dominic Roussel	8	348	21	0	3.62	151	130	0.861	1	4	0	0.200	0	0	2
Tommy Salo	334	19,564	796	23	2.44	8,455	7,659	0.906	147	128	51	0.529	4	4	20
Ben Scrivens	78	4,463	232	2	3.12	2,283	2,051	0.898	24	37	11	0.410	1	1	10
Mikhail Shtalenkov	34	1,819	81	3	2.67	782	701	0.896	12	17	3	0.422	0	0	2
Warren Skorodenski	3	61	7	0	6.89	25	18	0.720	0	0	0	0.000	0	0	0
Kari Tako	11	529	37	0	4.20	279	242	0.867	4	4	0	0.500	1	1	0
CAM TALBOT	196	11,247	496	11	2.65	5,801	5,305	0.914	94	80	26	0.535	2	2	12
Ron Tugnutt	29	1,462	103	0	4.23	840	737	0.877	10	13	2	0.440	0	0	4
Stephen Valiquette	1	14	2	0	8.57	7	5	0.714	0	0	0	0.000	0	0	0
Mike Zanier	3	185	12	0	3.89	100	88	0.880	1	1	1	0.500	0	0	0
TOTALS	3,313	183,092	9,671	111	3.17	77,069	69,184	0.898	1,362	1,284	390	0.513	118	118	353



EDMONTON OILERS CAREER GOALTENDING LEADERS (1979-80 TO 2017-18)

GAMES PLAYED

Bill Ranford	449
Grant Fuhr	423
Tommy Salo	334
Andy Moog	235
CAM TALBOT	196
Dwayne Roloson	193
Curtis Joseph	177
Devan Dubnyk	171
Nikolai Khabibulin	117
Jussi Markkanen	102
Eddie Mio	77
Bob Essensa	74

MINUTES PLAYED

Bill Ranford	25004
Grant Fuhr	23910
Tommy Salo	19564
Andy Moog	12901
CAM TALBOT	11247
Dwayne Roloson	11032
Curtis Joseph	10168
Devan Dubnyk	9569
Nikolai Khabibulin	6735
Jussi Markkanen	5365
Eddie Mio	4104
Bob Essensa	3784

SHUTOUTS

Tommy Salo	23
Curtis Joseph	14
CAM TALBOT	11
Grant Fuhr	9
Bill Ranford	8
Devan Dubnyk	8
Dwayne Roloson	6
Nikolai Khabibulin	5
Jussi Markkanen	5
Mathieu Garon	4
Andy Moog	4
Mikhail Shtalenkov	3
Jeff Deslauriers	3
Ty Conklin	2
Bob Essensa	1
Eddie Mio	1
Moog/Fuhr	1

GOALS AGAINST AVERAGE

(Minimum 1000 Minutes)

Tommy Salo	2.44
Ty Conklin	2.49
CAM TALBOT	2.65
Mikhail Shtalenkov	2.67
Bob Essensa	2.73
Jussi Markkanen	2.73
Mathieu Garon	2.78
Dwayne Roloson	2.78
Devan Dubnyk	2.88
Curtis Joseph	2.90
Nikolai Khabibulin	3.00
Ben Scrivens	3.01
Ilya Bryzgalov	3.01
Jeff Deslauriers	3.27
Bill Ranford	3.51
Fred Brathwaite	3.52
Andy Moog	3.61

WINS

Grant Fuhr	226
Bill Ranford	167
Tommy Salo	147
Andy Moog	143
CAM TALBOT	94
Dwayne Roloson	78
Curtis Joseph	76
Devan Dubnyk	61
Jussi Markkanen	35
Nikolai Khabibulin	33
Mathieu Garon	32
Ron Low	30

TIES

Grant Fuhr	54
Bill Ranford	54
Tommy Salo	51
Andy Moog	21
Curtis Joseph	20
Eddie Mio	14
Bob Essensa	7
Jussi Markkanen	7
Ron Low	5
Fred Brathwaite	4
Ty Conklin	4
Gary Edwards	4

WINNING PERCENTAGE

(Minimum 25 decisions)

Andy Moog	.707
Grant Fuhr	.637
Devan Dubnyk	.610
Ty Conklin	.578
Ron Low	.560
Mathieu Garon	.551
CAM TALBOT	.535
Tommy Salo	.529
Curtis Joseph	.500
Jussi Markkanen	.500
Dwayne Roloson	.489
Eddie Mio	.478



EDMONTON OILERS YEARLY GOALTENDING LEADERS (1979-80 TO 2017-18)

X - Indicates franchise high

GAMES PLAYED

SEASON	PLAYER(S)	GP
1979-80	Ed Mio	34
1980-81	Ed Mio	43
1981-82	Grant Fuhr	48
1982-83	Andy Moog	50
1983-84	Grant Fuhr	45
1984-85	Grant Fuhr	46
1985-86	Andy Moog	47
1986-87	Andy Moog	46
1987-88	Grant Fuhr	75 X
1988-89	Grant Fuhr	59
1989-90	Bill Ranford	56
1990-91	Bill Ranford	60
1991-92	Bill Ranford	67
1992-93	Bill Ranford	67
1993-94	Bill Ranford	71
1994-95	Bill Ranford	40
1995-96	Bill Ranford	37
1996-97	Curtis Joseph	72
1997-98	Curtis Joseph	71
1998-99	Bob Essensa	39
1999-00	Tommy Salo	70
2000-01	Tommy Salo	73
2001-02	Tommy Salo	69
2002-03	Tommy Salo	65
2003-04	Tommy Salo	44
2004-05	No Season - NHL Lockout	-
2005-06	Jussi Markkanen	37
2006-07	Dwayne Roloson	68
2007-08	Mathieu Garon	47
2008-09	Dwayne Roloson	63
2009-10	Jeff Deslauriers	48
2010-11	Nikolai Khabibulin	47
2011-12	Devan Dubnyk	47
2012-13	Devan Dubnyk	38
2013-14	Devan Dubnyk	32
2014-15	Ben Scrivens	57
2015-16	Cam Talbot	56
2016-17	Cam Talbot	73
2017-18	Cam Talbot	67

MINUTES PLAYED

SEASON	PLAYER(S)	MIN
1979-80	Ed Mio	1711
1980-81	Ed Mio	2393
1981-82	Grant Fuhr	2847
1982-83	Andy Moog	2833
1983-84	Grant Fuhr	2625
1984-85	Grant Fuhr	2559
1985-86	Andy Moog	2664
1986-87	Andy Moog	2461
1987-88	Grant Fuhr	4304
1988-89	Grant Fuhr	3341
1989-90	Bill Ranford	3107
1990-91	Bill Ranford	3415

1991-92	Bill Ranford	3822
1992-93	Bill Ranford	3753
1993-94	Bill Ranford	4070
1994-95	Bill Ranford	2203
1995-96	Bill Ranford	2015
1996-97	Curtis Joseph	4100
1997-98	Curtis Joseph	4132
1998-99	Bob Essensa	2091
1999-00	Tommy Salo	4164
2000-01	Tommy Salo	4364 X
2001-02	Tommy Salo	4035
2002-03	Tommy Salo	3814
2003-04	Tommy Salo	2487
2004-05	No Season - NHL Lockout	n/a
2005-06	Jussi Markkanen	2016
2006-07	Dwayne Roloson	3932
2007-08	Mathieu Garon	2658
2008-09	Dwayne Roloson	3597
2009-10	Jeff Deslauriers	2798
2010-11	Nikolai Khabibulin	2701
2011-12	Devan Dubnyk	2653
2012-13	Devan Dubnyk	2101
2013-14	Devan Dubnyk	1678
2014-15	Ben Scrivens	3228
2015-16	Cam Talbot	3119
2016-17	Cam Talbot	4294
2017-18	Cam Talbot	3730

WINS

SEASON	PLAYER(S)	WINS
1979-80	Ed Mio	9
1980-81	Ed Mio	16
1981-82	Grant Fuhr	28
1982-83	Andy Moog	33
1983-84	Grant Fuhr	30
1984-85	Grant Fuhr	26
1985-86	Grant Fuhr	29
1986-87	Andy Moog	28
1987-88	Grant Fuhr	40
1988-89	Grant Fuhr	23
1989-90	Bill Ranford	24
1990-91	Bill Ranford	27
1991-92	Bill Ranford	27
1992-93	Bill Ranford	17
1993-94	Bill Ranford	22
1994-95	Bill Ranford	15
1995-96	Curtis Joseph	15
1996-97	Curtis Joseph	32
1997-98	Curtis Joseph	29
1998-99	Bob Essensa, Mikhail Shtalenkov	12
1999-00	Tommy Salo	27
2000-01	Tommy Salo	36
2001-02	Tommy Salo	30
2002-03	Tommy Salo	29
2003-04	Ty Conklin, Tommy Salo	17
2004-05	No Season - NHL Lockout	-
2005-06	Jussi Markkanen	15
2006-07	Dwayne Roloson	27



2007-08	Mathieu Garon	26
2008-09	Dwayne Roloson	28
2009-10	Jeff Deslauriers	16
2010-11	Devan Dubnyk	12
2011-12	Devan Dubnyk	20
2012-13	Devan Dubnyk	14
2013-14	Devan Dubnyk	11
2014-15	Ben Scrivens	15
2015-16	Cam Talbot	21
2016-17	Cam Talbot	42 X
2017-18	Cam Talbot	31

TIES

Ties – 1979-80 to 2004-05

SEASON	PLAYER(S)	T/OTL
1979-80	Ed Mio	5
1980-81	Ed Mio	9
1981-82	Grant Fuhr	14
1982-83	Andy Moog	7
1983-84	Grant Fuhr	4
1984-85	Grant Fuhr	7
1985-86	Andy Moog	7
1986-87	Grant Fuhr, Andy Moog	3
1987-88	Grant Fuhr	9
1988-89	Grant Fuhr	6
1989-90	Bill Ranford	9
1990-91	Grant Fuhr, Bill Ranford	3
1991-92	Bill Ranford	10
1992-93	Bill Ranford	6
1993-94	Bill Ranford	11
1994-95	Bill Ranford	3
1995-96	Bill Ranford	5
1996-97	Curtis Joseph	9
1997-98	Curtis Joseph	9
1998-99	Bob Essensa	6
1999-00	Tommy Salo	13 X
2000-01	Tommy Salo	12
2001-02	Tommy Salo	10
2002-03	Tommy Salo	8
2003-04	Tommy Salo	6
2004-05	No Season - NHL Lockout	-

SHUTOUTS

SEASON	PLAYER(S)	SO
1979-80	Ed Mio	1
1980-81	None	0
1981-82	None	0
1982-83	Andy Moog	1
1983-84	Grant Fuhr, Andy Moog	1
1984-85	Grant Fuhr, Andy Moog	1
1985-86	Andy Moog	1
1986-87	None	0
1987-88	Grant Fuhr	4
1988-89	Grant Fuhr, Bill Ranford	1
1989-90	Grant Fuhr, Bill Ranford	1
1990-91	Grant Fuhr	1
1991-92	Bill Ranford	1
1992-93	Bill Ranford	1
1993-94	Bill Ranford	1
1994-95	Bill Ranford	2

1995-96	Bill Ranford	1
1996-97	Curtis Joseph	6
1997-98	Curtis Joseph	8 X
1998-99	Mikhail Shtalenkov	3
1999-00	Tommy Salo	2
2000-01	Tommy Salo	8 X
2001-02	Tommy Salo	6
2002-03	Tommy Salo	4
2003-04	Tommy Salo	3
2004-05	No Season - NHL Lockout	-
2005-06	Ty Conklin, Dwayne Roloson	1
2006-07	Dwayne Roloson	4
2007-08	Mathieu Garon	4
2008-09	Dwayne Roloson	1
2009-10	Jeff Deslauriers	3
2010-11	Devan Dubnyk, Nikolai Khabibulin	2
2011-12	Devan Dubnyk, Nikolai Khabibulin	2
2012-13	Devan Dubnyk	2
2013-14	Devan Dubnyk	2
2014-15	Ben Scrivens, Richard Bachman	1
2015-16	Cam Talbot	3
2016-17	Cam Talbot	7
2017-18	Cam Talbot	1

GOALS AGAINST AVERAGE

(Minimum 25 games played)

SEASON	PLAYER(S)	GAA
1979-80	Jim Corsi	3.65
1980-81	Ed Mio	3.89
1981-82	Grant Fuhr	3.31
1982-83	Andy Moog	3.54
1983-84	Andy Moog	3.77
1984-85	Andy Moog	3.30
1985-86	Andy Moog	3.69
1986-87	Grant Fuhr	3.44
1987-88	Grant Fuhr	3.43
1988-89	Bill Ranford	3.50
1989-90	Bill Ranford	3.19
1990-91	Bill Ranford	3.20
1991-92	Bill Ranford	3.58
1992-93	Bill Ranford	3.84
1993-94	Bill Ranford	3.48
1994-95	Bill Ranford	3.62
1995-96	Curtis Joseph	3.44
1996-97	Curtis Joseph	2.93
1997-98	Curtis Joseph	2.63
1998-99	Mikhail Shtalenkov	2.67
1999-00	Tommy Salo	2.33
2000-01	Tommy Salo	2.46
2001-02	Tommy Salo	2.22 X
2002-03	Tommy Salo	2.71
2003-04	Ty Conklin	2.42
2004-05	No Season - NHL Lockout	-
2005-06	Jussi Markkanen	3.13
2006-07	Dwayne Roloson	2.75
2007-08	Mathieu Garon	2.66
2008-09	Dwayne Roloson	2.77
2009-10	Jeff Deslauriers	3.26
2010-11	Devan Dubnyk	2.71
2011-12	Nikolai Khabibulin	2.65



2012-13	Devan Dubnyk	2.57
2013-14	Devan Dubnyk	3.36
2014-15	Ben Scrivens	3.16
2015-16	Cam Talbot	2.55
2016-17	Cam Talbot	2.39
2017-18	Cam Talbot	3.02

SHOTS AGAINST

SEASON	PLAYER(S)	S
1979-80	-	-
1980-81	-	-
1981-82	-	-
1982-83	Andy Moog	1531
1983-84	Grant Fuhr	1463
1984-85	Grant Fuhr	1426
1985-86	Andy Moog	1480
1986-87	Andy Moog	1218
1987-88	Grant Fuhr	2066
1988-89	Grant Fuhr	1714
1989-90	Bill Ranford	1463
1990-91	Bill Ranford	1705
1991-92	Bill Ranford	1971
1992-93	Bill Ranford	2065
1993-94	Bill Ranford	2325 X
1994-95	Bill Ranford	1134
1995-96	Bill Ranford	1024
1996-97	Curtis Joseph	2144
1997-98	Curtis Joseph	1901
1998-99	Bob Essensa	974
1999-00	Tommy Salo	1875
2000-01	Tommy Salo	1856
2001-02	Tommy Salo	1713
2002-03	Tommy Salo	1708
2003-04	Ty Conklin	1024
2004-05	No Season - NHL Lockout	-
2005-06	Jussi Markkanen	873
2006-07	Dwayne Roloson	1969
2007-08	Mathieu Garon	1359
2008-09	Dwayne Roloson	1953
2009-10	Jeff Deslauriers	1529
2010-11	Nikolai Khabibulin	1389
2011-12	Devan Dubnyk	1380
2012-13	Devan Dubnyk	1132
2013-14	Devan Dubnyk	885
2014-15	Ben Scrivens	1542
2015-16	Cam Talbot	1648
2016-17	Cam Talbot	2117
2017-18	Cam Talbot	2036

SAVES

SEASON	PLAYER(S)	SVS
1979-80	-	-
1980-81	-	-
1981-82	-	-
1982-83	Andy Moog	1364
1983-84	Grant Fuhr	1292
1984-85	Andy Moog	1261
1985-86	Andy Moog	1316
1986-87	Andy Moog	1074
1987-88	Grant Fuhr	1820

1988-89	Grant Fuhr	1501
1989-90	Bill Ranford	1298
1990-91	Bill Ranford	1523
1991-92	Bill Ranford	1743
1992-93	Bill Ranford	1825
1993-94	Bill Ranford	2089 X
1994-95	Bill Ranford	1001
1995-96	Bill Ranford	896
1996-97	Curtis Joseph	1944
1997-98	Curtis Joseph	1720
1998-99	Bob Essensa	878
1999-00	Tommy Salo	1713
2000-01	Tommy Salo	1677
2001-02	Tommy Salo	1564
2002-03	Tommy Salo	1536
2003-04	Ty Conklin	917
2004-05	No Season - NHL Lockout	-
2005-06	Jussi Markkanen	768
2006-07	Dwayne Roloson	1789
2007-08	Mathieu Garon	1241
2008-09	Dwayne Roloson	1787
2009-10	Jeff Deslauriers	1377
2010-11	Nikolai Khabibulin	1236
2011-12	Devan Dubnyk	1262
2012-13	Devan Dubnyk	1042
2013-14	Devan Dubnyk	791
2014-15	Ben Scrivens	1372
2015-16	Cam Talbot	1511
2016-17	Cam Talbot	1946
2017-18	Cam Talbot	1848

SAVE PERCENTAGE

Minimum 25 games played.

SEASON	PLAYER(S)	SV% (Saves-Shots)
1979-80	-	-
1980-81	-	-
1981-82	-	-
1982-83	Andy Moog	.891 (1364-1531)
1983-84	Grant Fuhr	.883 (1292-1463)
1984-85	Andy Moog	.894 (939-1050)
1985-86	Grant Fuhr	.890 (1153-1296)
1986-87	Andy Moog	.882 (1074-1218)
1987-88	Grant Fuhr	.881 (1820-2066)
1988-89	Bill Ranford	.877 (629-717)
1989-90	Bill Ranford	.887 (1298-1463)
1990-91	Bill Ranford	.893 (1523-1705)
1991-92	Bill Ranford	.884 (1743-1971)
1992-93	Bill Ranford	.884 (1825-2065)
1993-94	Bill Ranford	.898 (2089-2325)
1994-95	Bill Ranford	.883 (1001-1469)
1995-96	Curtis Joseph	.886 (860-971)
1996-97	Curtis Joseph	.907 (1944-2144)
1997-98	Curtis Joseph	.905 (1720-1901)
1998-99	Bob Essensa	.901 (878-974)
1999-00	Tommy Salo	.914 (1713-1875)
2000-01	Tommy Salo	.904 (1677-1856)
2001-02	Tommy Salo	.913 (1564-1713)
2002-03	Tommy Salo	.899 (1536-1708)
2003-04	Ty Conklin	.912 (875-959)
2004-05	No Season - NHL Lockout	-



2005-06	Jussi Markkanen	.880 (768-873)	
2006-07	Dwayne Roloson	.909 (1789-1969)	
2007-08	Mathieu Garon	.913 (1241-1359)	
2008-09	Dwayne Roloson	.915 (1787-1953)	
2009-10	Jeff Deslauriers	.901 (1377-1529)	
2010-11	Devan Dubnyk	.916 (1010-1103)	
2011-12	Devan Dubnyk	.914 (1262-1380)	
2012-13	Devan Dubnyk	.920 (1042-1132)	
2013-14	Devan Dubnyk	.894 (791-885)	
2014-15	Ben Scrivens	.890 (1372-1542)	
2015-16	Cam Talbot	.917 (1511-1648)	
2016-17	Cam Talbot	.919 (1946-2117)	X
2017-18	Cam Talbot	.908 (1848-2036)	

ASSISTS

SEASON	PLAYER(S)	A	
1979-80	Jim Corsi	3	
1980-81	Ed Mio	5	
1981-82	Grant Fuhr	6	
1982-83	Andy Moog	4	
1983-84	Grant Fuhr	14	X
1984-85	Grant Fuhr	3	
1985-86	Grant Fuhr, Andy Moog	2	
1986-87	Grant Fuhr, Andy Moog	2	
1987-88	Grant Fuhr	8	
1988-89	Grant Fuhr	1	
1989-90	Bill Ranford	2	
1990-91	Bill Ranford	4	
1991-92	Peter Ing, Bill Ranford	3	
1992-93	Bill Ranford	3	
1993-94	Bill Ranford	2	
1994-95	Bill Ranford	2	
1995-96	Curtis Joseph, Bill Ranford	1	
1996-97	Curtis Joseph	2	
1997-98	Curtis Joseph	2	
1998-99	Bob Essensa, Steve Passmore	1	
1999-00	Tommy Salo	1	
2000-01	Tommy Salo	1	
2001-02	Tommy Salo	1	
2002-03	Jussi Markkanen	1	
2003-04	Tommy Salo	1	
2004-05	No Season - NHL Lockout	-	
2005-06	Jussi Markkanen, Dwayne Roloson	1	
2006-07	Dwayne Roloson	3	
2007-08	Dwayne Roloson	1	
2008-09	Jeff Deslauriers, Dwayne Roloson	1	
2009-10	Jeff Deslauriers	3	
2010-11	Martin Gerber	1	
2011-12	Devan Dubnyk	1	
2012-13	None	0	
2013-14	None	0	
2014-15	Ben Scrivens	1	
2015-16	Cam Talbot, Anders Nilsson	1	
2016-17	None	0	
2017-18	Cam Talbot, AI Montoya, Laurent Brossoit	1	

PENALTY MINUTES

SEASON	PLAYER(S)	PIM
1979-80	Jim Corsi, Don Cutts	6
1980-81	Ed Mio	6
1981-82	Grant Fuhr	6
1982-83	Andy Moog	16
1983-84	Grant Fuhr	6
1984-85	Andy Moog	8
1985-86	Andy Moog	8
1986-87	Andy Moog	8
1987-88	Grant Fuhr	16
1988-89	Grant Fuhr	6
1989-90	Bill Ranford	18
1990-91	Bill Ranford	6
1991-92	Bill Ranford	4
1992-93	Bill Ranford	10
1993-94	Bill Ranford	2
1994-95	Bill Ranford	2
1995-96	Curtis Joseph	4
1996-97	Curtis Joseph	20
1997-98	Curtis Joseph	4
1998-99	Steve Passmore, Mikhail Shtalenkov	2
1999-00	Tommy Salo	8
2000-01	Tommy Salo	4
2001-02	Tommy Salo	2
2002-03	Tommy Salo	4
2003-04	Ty Conklin	17
2004-05	No Season - NHL Lockout	-
2005-06	Ty Conklin, Mike Morrison, Dwayne Roloson	2
2006-07	Dwayne Roloson	12
2007-08	Mathieu Garon	8
2008-09	Dwayne Roloson	10
2009-10	Jeff Deslauriers	8
2010-11	Nikolai Khabibulin	12
2011-12	—	0
2012-13	—	0
2013-14	Ben Scrivens, Devan Dubnyk	6
2014-15	Ben Scrivens	4
2015-16	Cam Talbot/Anders Nilsson	4
2016-17	Cam Talbot	4
2017-18	Cam Talbot	9



OILERS ALL-TIME SHUTOUTS (1979-80 TO 2017-18)

REGULAR SEASON (TOTAL: 112)

NO	GOALTENDER	DATE	OPPONENT	SCORE	SAVES
23	Tommy Salo (334 GP)	January 19, 2000	vs Calgary	7-0	24
		March 13, 2000	at Atlanta	3-0	24
		November 3, 2000	vs Minnesota	3-0	20
		November 14, 2000	vs St. Louis	3-0	29
		November 19, 2000	vs Calgary	2-0	23
		December 6, 2000	vs Nashville	4-0	18
		February 20, 2001	vs Los Angeles	5-0	21
		March 7, 2001	vs Toronto	4-0	25
		March 9, 2001	at Buffalo	4-0	28
		March 21, 2001	at Los Angeles	7-0	28
		October 9, 2001	vs Chicago	1-0	11
		November 4, 2001	at Minnesota	2-0	20
		November 9, 2001	at Columbus	3-0	23
		November 20, 2001	vs St. Louis	2-0	24
		March 24, 2002	at Vancouver	2-0	22
		April 10, 2002	vs Phoenix	3-0	23
		November 15, 2002	vs St. Louis	5-0	29
		November 30, 2002	vs Colorado	1-0	22
		December 8, 2002	at Atlanta	3-0	15
		January 16, 2003	vs Los Angeles	2-0	22
		January 10, 2004	at Philadelphia	3-0	26
		January 15, 2004	vs Anaheim	1-0	28
		January 20, 2004	vs Dallas	3-0	16
14	Curtis Joseph (177 GP)	October 6, 1996	vs Vancouver	2-0	35
		November 7, 1996	at Boston	6-0	25
		November 13, 1996	at Ottawa	4-0	28
		December 10, 1996	at Detroit	0-0 (OT)	52
		January 15, 1997	vs Florida	4-0	40
		January 31, 1997	vs NY Islanders	1-0	24
		November 20, 1997	at St. Louis	3-0	22
		November 21, 1997	at Ottawa	1-0	26
		December 17, 1997	vs Chicago	0-0 (OT)	28
		February 2, 1998	vs Los Angeles	1-0	30
		March 11, 1998	at Tampa Bay	2-0	20
		March 13, 1998	at Florida	4-0	23
		March 21, 1998	vs St. Louis	2-0	20
		April 9, 1998	at Los Angeles	4-0	14
11	CAM TALBOT (196 GP)	January 4, 2016	vs. Carolina	1-0 (OT)	29
		March 3, 2016	at Philadelphia	4-0	35
		January 4, 2016	vs. Vancouver	2-0	40
		October 23, 2016	at Winnipeg	3-0	31
		October 28, 2016	at Vancouver	2-0	26
		November 21, 2016	vs. Chicago	5-0	31
		January 25, 2017	at Anaheim	4-0	26
		February 5, 2017	at Montreal	1-0 (SO)	22
		March 18, 2017	vs. Vancouver	2-0	33
		March 20, 2017	vs. Los Angeles	2-0	35
		October 4, 2017	vs. Calgary	3-0	27



NO	GOALTENDER	DATE	OPPONENT	SCORE	SAVES
9	Grant Fuhr (423 GP)	December 30, 1983	vs Boston	2-0	36
		November 17, 1984	vs Vancouver	7-0	20
		November 7, 1987	vs Buffalo	5-0	26
		December 9, 1987	vs Winnipeg	2-0	28
		December 30, 1987	vs Philadelphia	6-0	23
		March 7, 1988	at Winnipeg	6-0	21
		March 1, 1989	vs Montreal	3-0	23
		November 17, 1989	vs Buffalo	3-0	30
		February 18, 1991	at New Jersey	4-0	27
8	Devan Dubnyk (171 GP)	February 7, 2011	@ Nashville	4-0	37
		April 5, 2011	vs Vancouver	2-0	26
		February 23, 2012	vs Philadelphia	2-0	35
		March 14, 2012	vs Columbus	3-0	22
		March 12, 2013	at Colorado	4-0	29
		March 30, 2013	vs. Vancouver	4-0	17
		November 19, 2013	vs. Columbus	7-0	14
		December 27, 2013	at Calgary	2-0	27
8	Bill Ranford (449 GP)	January 8, 1989	vs Calgary	6-0	35
		December 19, 1989	at Minnesota	5-0	22
		December 1, 1991	vs Vancouver	7-0	33
		February 12, 1993	vs San Jose	6-0	28
		December 27, 1993	vs Winnipeg	6-0	24
		February 12, 1995	vs Anaheim	2-0	29
		April 19, 1995	vs Los Angeles	2-0	28
6	Dwayne Roloson (193 GP)	November 22, 1995	vs Anaheim	2-0	31
		March 30, 2006	vs Los Angeles	4-0	20
		October 28, 2006	vs Washington	4-0	19
		December 4, 2006	at Vancouver	4-0	36
		December 8, 2006	at Dallas	2-0	22
		February 22, 2007	at Columbus	4-0	28
5	Jussi Markkanen (102 GP)	December 13, 2008	vs Vancouver	3-0	23
		November 28, 2001	at Anaheim	2-0	27
		March 4, 2002	at Buffalo	3-0	25
		December 7, 2002	at Florida	4-0	22
		January 8, 2003	at Anaheim	1-0	32
5	Nikolai Khabibulin (117 GP)	March 28, 2003	vs Columbus	4-0	26
		October 7, 2010	vs Calgary	4-0	37
		December 2, 2010	at Toronto	5-0	33
		October 22, 2011	vs NY Rangers	2-0	19
		November 3, 2011	at Los Angeles	3-0	19
4	Mathieu Garon (62 GP)	March 26, 2013	at St. Louis	3-0	36
		November 14, 2007	at Vancouver	1-0	29
		December 2, 2007	at Anaheim	4-0	25
		January 7, 2008	vs NY Islanders	4-0	35
4	Andy Moog (235 GP)	February 4, 2008	vs Calgary	5-0	24
		February 27, 1983	vs Winnipeg	3-0	25
		November 18, 1983	vs Buffalo	7-0	29
		October 30, 1984	vs Vancouver	7-0	25
		November 8, 1985	vs Vancouver	13-0	29



NO	GOALTENDER	DATE	OPPONENT	SCORE	SAVES
3	Mikhail Shtalenkov (34 GP)	November 25, 1998	vs Colorado	3-0	26
		December 27, 1998	vs Vancouver	3-0	25
		January 30, 1999	vs Anaheim	1-0	22
3	Jeff Deslauriers (58 GP)	November 23, 2009	vs Phoenix	4-0	36
		February 3, 2010	vs Philadelphia	1-0	33
		March 7, 2010	vs New Jersey	2-0	22
2	Ben Scrivens (78 GP)	January 29, 2014	vs. San Jose	3-0	59
		October 27, 2014	vs. Montreal	3-0	29
2	Ty Conklin (60 GP)	November 13, 2003	at Minnesota	2-0	22
		January 3, 2006	vs Chicago	5-0	23
1	Richard Bachman (10 GP)	March 27, 2015	vs. Dallas	4-0	29
1	Ilya Bryzgalov (20 GP)	November 28, 2013	at Nashville	3-0	33
1	Bob Essensa (74 GP)	December 23, 1996	at Vancouver	7-0	26
1	Eddie Mio (77 GP)	December 9, 1979	vs Hartford	3-0	30
1	Moog/Fuhr	January 8, 1985	at Quebec	4-0	10/18



ALL-TIME SHUTOUTS VS. OILERS (1979-80 TO 2017-18)

REGULAR SEASON (TOTAL: 161)

NO	GOALTENDER	DATE	OPPONENT	SCORE	SAVES
5	Craig Anderson	December 11, 2008	vs Florida	2-0	41
		October 27, 2009	vs Colorado	3-0	25
		January 18, 2010	at Colorado	6-0	24
		February 6, 2010	at Colorado	3-0	20
		October 30, 2016	vs. Ottawa	2-0	37
4	Pekka Rinne	March 8, 2013	at Nashville	6-0	22
		November 27, 2014	at Nashville	1-0 (OT)	37
		October 10, 2015	at Nashville	2-0	31
		February 2, 2017	at Nashville	2-0	31
4	Niklas Backstrom	April 3, 2007	at Minnesota	3-0	25
		April 5, 2007	at Minnesota	3-0	22
		October 10, 2007	at Minnesota	2-0	21
		March 22, 2009	at Minnesota	3-0	31
4	Bob Essensa	October 31, 1990	vs Winnipeg	1-0 (OT)	34
		March 23, 1991	vs Winnipeg	3-0	26
		November 23, 1991	vs Winnipeg	4-0	36
		April 15, 1993	at Winnipeg	3-0	31
4	Chris Osgood	October 13, 1995	at Detroit	9-0	17
		October 9, 1996	at Detroit	2-0	18
		December 10, 1996	at Detroit	0-0 (OT)	21
		March 30, 2004	at St. Louis	1-0	18
4	Patrick Roy	November 18, 1991	at Montreal	1-0	12
		December 4, 1996	at Colorado	2-0	36
		October 5, 1997	at Colorado	3-0	34
		November 24, 2001	at Colorado	2-0	11
4	Marty Turco	December 7, 2001	at Dallas	5-0	24
		October 15, 2002	at Dallas	2-0	21
		November 7, 2005	at Dallas	4-0	16
		November 17, 2010	vs Chicago	5-0	18
3	Ed Belfour	November 7, 1993	at Chicago	3-0	23
		February 1, 1995	vs Chicago	7-0	22
		January 31, 1996	vs Chicago	4-0	35
3	Curtis Joseph	February 20, 1995	at St. Louis	4-0	21
		March 7, 2000	vs Toronto	2-0	33
		February 27, 2007	vs Phoenix	3-0	26
3	Mikka Kiprusoff	October 15, 2005	at Calgary	1-0	33
		January 20, 2007	vs Calgary	4-0	32
		December 10, 2011	at Calgary	3-0	21
3	Kirk McLean	March 16, 1989	at Vancouver	3-0	22
		November 21, 1992	at Vancouver	9-0	27
		October 13, 1997	at Vancouver	3-0	33
3	Jaroslav Halak	March 24, 2011	at St. Louis	4-0	12
		January 19, 2012	at St. Louis	1-0	15
		March 23, 2013	vs. St. Louis	3-0	19



NO	GOALTENDER	DATE	OPPONENT	SCORE	SAVES
3	Jonas Hiller	February 13, 2011	vs Anaheim	4-0	12
		January 13, 2012	vs Anaheim	5-0	33
		April 4, 2015	vs. Calgary	4-0	27
3	Roberto Luongo	October 25, 2009	at Vancouver	2-0	27
		April 7, 2012	at Vancouver	3-0	17
		December 13, 2013	at Vancouver	4-0	19
2	Don Beaupre	March 11, 1986	at Minnesota	4-0	27
		October 28, 1990	vs Washington	1-0	31
2	Sean Burke	January 15, 1989	at New Jersey	1-0	26
		February 9, 2001	at Phoenix	2-0	38
2	Byron Dafeo	February 9, 1999	vs Boston	2-0	31
		November 6, 2001	at Boston	1-0 (OT)	20
2	Jeff Hackett	December 17, 1997	vs Chicago	0-0 (OT)	30
		March 24, 1999	vs Montreal	2-0	32
2	Dominik Hasek	March 27, 1998	vs Buffalo	1-0	20
		November 8, 2006	at Detroit	3-0	16
2	Johan Hedberg	January 19, 2002	vs Pittsburgh	1-0	25
		October 11, 2003	at Vancouver	3-0	14
2	Jimmy Howard	November 11, 2011	at Detroit	3-0	24
		March 7, 2013	at Detroit	3-0	22
2	Martin Jones	December 17, 2013	at Los Angeles	3-0	24
		April 10, 2014	vs. Los Angeles	3-0	17
2	Jonas Hiller	February 13, 2011	vs Anaheim	4-0	12
		January 13, 2012	vs Anaheim	5-0	33
2	Nikolai Khabibulin	November 26, 1995	at Winnipeg	4-0	34
		October 22, 2008	at Chicago	3-0	23
2	Olaf Kolzig	December 16, 2000	at Washington	4-0	14
		January 11, 2004	at Washington	1-0	26
2	Patrick Lalime	January 11, 2003	vs Ottawa	2-0	20
		February 13, 2003	at Ottawa	2-0	24
2	Evgeni Nabokov	March 11, 2007	at San Jose	3-0	22
		January 29, 2008	vs San Jose	3-0	13
2	Daren Puppa	November 1, 1985	vs Buffalo	2-0	37
		January 3, 1996	vs Tampa Bay	5-0	28
2	Pekka Rinne	March 8, 2013	at Nashville	6-0	22
		November 27, 2014	at Nashville	1-0 (OT)	37
2	Corey Schneider	April 4, 2013	at Vancouver	4-0	16
		November 21, 2014	vs. New Jersey	2-0	29
2	Tommy Soderstrom	January 10, 1993	at Philadelphia	4-0	29
		February 25, 1996	at NY Islanders	2-0	25



NO	GOALTENDER	DATE	OPPONENT	SCORE	SAVES
2	Tim Thomas	February 13, 2007	at Boston	3-0	32
		October 27, 2008	vs Boston	1-0 (OT)	27
2	Roman Turek	October 3, 2001	at Calgary	1-0	24
		April 12, 2002	vs Calgary	1-0	36
2	Jimmy Howard	November 11, 2011	at Detroit	3-0	24
		March 7, 2013	at Detroit	3-0	22
2	Martin Jones	December 17, 2013	at Los Angeles	3-0	24
		April 10, 2014	vs. Los Angeles	3-0	17
2	Braden Holtby	March 9, 2011	at Washington	5-0	22
		November 23, 2015	at Washington	3-0	33
2	James Reimer	October 29, 2013	vs. Toronto	4-0	43
		March 8, 2016	vs. San Jose	3-0	31
2	Peter Mrazek	November 2, 2013	vs. Detroit	5-0	14
		November 5, 2017	vs. Detroit	0-4	36
2	Jonathan Quick	April 2, 2012	at Los Angeles	2-0	19
		January 2, 2018	vs. Los Angeles	0-5	32
2	Mike Smith	March 12, 2016	vs. Arizona	4-0	44
		March 13, 2018	at Calgary	0-1	28
2	Devan Dubnyk	February 20, 2015	vs. Minnesota	4-0	15
		April 2, 2018	at Minnesota	0-3	22
1	Jonathan Bernier	March 29, 2011	vs Los Angeles	2-0	32
1	Ben Bishop	February 25, 2011	vs St. Louis	5-0	39
1	Gary Bromley	April 1, 1980	at Vancouver	5-0	22
1	Ilya Bryzgalov	November 23, 2010	at Phoenix	5-0	23
1	Roman Cechmanek	November 9, 2000	at Philadelphia	2-0	28
1	Dan Cloutier	December 20, 2003	vs Vancouver	3-0	24
1	Ty Conklin	November 17, 2008	at Detroit	4-0	21
1	Brian Elliott	December 21, 2013	vs. St. Louis	6-0	23
1	Victor Fasth	April 22, 2013	vs. Anaheim	3-0	20
1	Wade Flaherty	April 7, 1995	at San Jose	5-0	26
1	Marc-Andre Fleury	February 4, 2015	vs. Pittsburgh	2-0	22
1	Manny Fernandez	December 3, 2003	vs Minnesota	1-0	34
1	Jean-Sebastien Giguere	April 5, 2002	at Anaheim	2-0	26
1	Mario Gosselin	October 27, 1987	at Quebec	5-0	21
1	Josh Harding	March 1, 2007	vs Minnesota	5-0	30
1	Guy Hebert	April 3, 1996	at Anaheim	1-0	27
1	Braden Holtby	March 9, 2011	at Washington	5-0	22
1	Kelly Hradey	March 26, 1991	at Los Angeles	2-0	33
1	Arturs Irbe	December 15, 1998	at Carolina	3-0	29



NO	GOALTENDER	DATE	OPPONENT	SCORE	SAVES
1	Chad Johnson	February 1, 2014	at Boston	4-0	22
1	Darcy Kuemper	February 27, 2014	vs. Minnesota	3-0	21
1	Manny Legace	April 11, 2006	at Detroit	2-0	20
1	Henrik Lundqvist	December 14, 2014	vs. N.Y. Rangers	2-0	16
1	Kari Lehtonen	November 13, 2013	vs. Dallas	3-0	22
1	Clint Malarchuk	January 2, 1988	at Washington	2-0	28
1	Steve Mason	February 26, 2009	vs Columbus	1-0	19
1	Jamie McLennan	October 14, 2003	at Calgary	1-0	19
1	Greg Millen	February 12, 1984	at Hartford	11-0	28
1	Ryan Miller	October 17, 2014	vs. Vancouver	2-0	28
1	Andy Moog	October 20, 1989	vs Boston	3-0	11
1	Fredrik Norrena	December 2, 2006	vs Columbus	4-0	23
1	Andre Racicot	January 2, 1991	vs Montreal	3-0	24
1	James Reimer	October 29, 2013	vs. Toronto	4-0	43
1	Tuukka Rask	October 31, 2009	at Boston	2-0	19
1	Jeff Reese	October 25, 1992	vs Calgary	4-0	21
1	Mike Richter	February 27, 1993	vs NY Rangers	1-0	29
1	Dwayne Roloson	February 13, 2004	at Minnesota	3-0	28
1	Bob Sauve	October 15, 1980	at Buffalo	2-0	15
1	Richard Sevigny	January 12, 1981	at Montreal	5-0	20
1	Steve Shields	April 3, 2000	vs San Jose	1-0	20
1	Mikhail Shtalenkov	February 27, 1998	vs Anaheim	4-0	26
1	Al Smith	November 17, 1979	at Hartford	4-0	23
1	Billy Smith	March 12, 1981	vs NY Islanders	5-0	36
1	Cam Talbot	March 30, 2014	vs. N.Y. Rangers	5-0	26
1	Jocelyn Thibault	February 8, 2003	vs Chicago	3-0	29
1	Mike Vernon	February 4, 1998	vs San Jose	3-0	21
1	Tomas Vokoun	March 24, 2007	vs Nashville	4-0	26
1	John Gibson	December 31, 2015	vs. Anaheim	1-0	21
1	Corey Crawford	December 17, 2015	at Chicago	4-0	33
1	Joni Ortio	April 2, 2016	vs. Calgary	5-0	28
1	Garret Sparks	November 30, 2015	at Toronto	3-0	24
1	Al Montoya	February 5, 2017	at Montreal	0-1 (SO)	32
1	Curtis McElhinney	December 10, 2017	at Toronto	0-1	41
1	Juuse Saros	December 14, 2017	vs. Nashville	0-4	46
1	Connor Hellebuyck	December 31, 2017	vs. Winnipeg	0-5	35
1	Robin Lehner	January 23, 2018	vs. Buffalo	0-5	33
1	Antti Raanta	February 17, 2018	at Arizona	0-1	40



OILERS PENALTY SHOTS (1979-80 TO 2017-18)

REGULAR SEASON

PLAYER RESULT	DATE	OPPONENT	GOALTENDER	
Stan Weir	March 29, 1980	at Toronto	Mike Palmateer	GOAL
Wayne Gretzky	February 6, 1981	vs. Winnipeg	Pierre Hamel	No Goal
Dave Lumley	December 2, 1981	at Quebec	Dan Bouchard	GOAL
Wayne Gretzky	January 16, 1982	at Toronto	Michel Larocque	No Goal
Wayne Gretzky	November 24, 1982	vs. Washington	Pat Riffin	No Goal
Wayne Gretzky	January 19, 1983	vs. Vancouver	Richard Brodeur	GOAL
Ken Linseman	October 26, 1983	at Toronto	Rick St. Croix	No Goal
Craig MacTavish	December 23, 1988	vs. Calgary	Mike Vernon	GOAL
Jeff Beukeboom	October 6, 1990	vs. Winnipeg	Rick Tabaracci	No Goal
Ken Linseman	January 9, 1991	at Detroit	Tim Cheveldae	No Goal
Scott Pearson	November 20, 1993	vs. Toronto	Damian Rhodes	No Goal
Roman Oksiuta	February 4, 1994	vs. Chicago	Ed Belfour	No Goal
Doug Weight	January 3, 1996	vs. Tampa Bay	Daren Puppa	No Goal
Dean McAmmond	January 5, 1996	vs. Florida	Mark Fitzpatrick	No Goal
Todd Marchant	November 13, 1996	at Ottawa	Damian Rhodes	No Goal
Todd Marchant	January 26, 1997	at Washington	Olaf Kolzig	No Goal
Doug Weight	October 8, 1997	vs. NY Rangers	Mike Richter	GOAL
Anson Carter	November 11, 2001	at Carolina	Tom Barrasso	No Goal
Mike Comrie	December 28, 2002	vs. Toronto	Ed Belfour	No Goal
Mike Comrie	April 3, 2003	vs. San Jose	Vesa Toskala	No Goal
Ryan Smyth	March 4, 2004	at St. Louis	Chris Osgood	No Goal
Ryan Smyth	November 4, 2005	at St. Louis	Patrick Lalime	GOAL
Ryan Smyth	December 30, 2005	vs. Nashville	Tomas Vokun	GOAL
Jarret Stoll	December 10, 2006	at Chicago	Nikolai Khabibulin	GOAL
Marc Pouliot	February 17, 2007	at Toronto	Andrew Raycroft	GOAL
Kyle Brodziak	January 3, 2008	at Nashville	Dan Ellis	No Goal
Sam Gagner	October 25, 2008	at Vancouver	Roberto Luongo	No Goal
Mike Comrie	March 9, 2010	vs. Ottawa	Brian Elliott	No Goal
Magnus Paajarvi	December 12, 2010	vs. Vancouver	Roberto Luongo	No Goal
Andrew Coglian	March 17, 2011	vs. Phoenix	Ilya Bryzgalov	No Goal
Teemu Hartikainen	April 2, 2011	at Vancouver	Cory Schneider	No Goal
Taylor Hall	December 22, 2011	vs. Minnesota	Nicklas Backstrom	No Goal
Shawn Horcoff	February 23, 2012	vs. Philadelphia	Ilya Bryzgalov	No Goal
Taylor Hall	February 4, 2013	vs.. Vancouver	Roberto Luongo	No Goal
Sam Gagner	November 10, 2013	at Chicago	Corey Crawford	No Goal
Taylor Hall	October 20, 2014	vs. Tampa Bay	Ben Bishop	GOAL
Jordan Eberle	November 27, 2014	at Nashville	Pekka Rinne	No Goal
Andrew Miller	March 27, 2015	vs. Dallas	Kari Lehtonen	GOAL
Benoit Pouliot	November 28, 2015	at Pittsburgh	Jeff Zatkoff	No Goal
Connor McDavid	October 16, 2016	vs. Calgary	Brian Elliott	GOAL
Leon Draisaitl	February 12, 2018	vs. Florida	James Reimer	GOAL
Connor McDavid	March 8, 2018	vs. NY Islanders	Christopher Gibson	No Goal



PENALTY SHOTS VS. OILERS (1979-80 TO 2017-18)

REGULAR SEASON

PLAYER RESULT	DATE	OPPONENT	GOALTENDER	
Mike Foligno	March 26, 1980	at Detroit	Ron Low	No Goal
Ron Duguay	January 9, 1984	at Detroit	Grant Fuhr	No Goal
Brent Peterson	January 13, 1984	at Buffalo	Grant Fuhr	No Goal
Rocky Trottier	December 17, 1984	at New Jersey	Andy Moog	GOAL
Claude Loiselle	October 28, 1989	at Quebec	Bill Ranford	No Goal
Tom Kurvers	March 10, 1990	at Toronto	Bill Ranford	No Goal
Greg Adams	December 1, 1991	vs. Vancouver	Bill Ranford	No Goal
Alexander Mogilny	January 10, 1992	at Buffalo	Bill Ranford	No Goal
Mario Lemieux	March 17, 1992	at Pittsburgh	Bill Ranford	No Goal
Dave Gagner	October 28, 1992	vs. Minnesota	Bill Ranford	No Goal
C.J. Young	December 27, 1992	vs. Calgary	Bill Ranford	No Goal
Benoit Hogue	February 16, 1993	at NY Islanders	Ron Tugnutt	GOAL
Robert Reichel	February 7, 1994	at Calgary	Bill Ranford	GOAL
Brett Hull	March 26, 1995	at St. Louis	Bill Ranford	No Goal
Valeri Kamensky	October 26, 1996	vs. Colorado	Curtis Joseph	GOAL
Keith Tkachuk	January 24, 1998	at Phoenix	Bob Essensa	No Goal
J.F. Jomphe	April 15, 1998	vs. Anaheim	Curtis Joseph	No Goal
Mike Sillinger	January 7, 2000	vs. Tampa Bay	Tommy Salo	No Goal
Scott Pellerin	October 15, 2000	at Minnesota	Joaquin Gage	No Goal
Jeff Friesen	January 24, 2001	at San Jose	Dominic Roussel	No Goal
Brendan Shanahan	November 1, 2003	vs. Detroit	Tommy Salo	No Goal
Jussi Jokinen	March 7, 2006	vs. Dallas	Ty Conklin	GOAL
Jarome Iginla	October 5, 2006	vs. Calgary	Dwayne Roloson	No Goal
Rick Nash	November 26, 2007	vs. Columbus	Dwayne Roloson	No Goal
Shane Doan	January 10, 2008	vs. Phoenix	Mathieu Garon	No Goal
Eric Staal	January 18, 2008	at Carolina	Mathieu Garon	GOAL
Milan Hejduk	October 12, 2008	vs. Colorado	Mathieu Garon	GOAL
Jonathan Toews	March 20, 2009	at Chicago	Dwayne Roloson	No Goal
Patrick Sharp	October 14, 2009	at Chicago	Nikolai Khabibulin	No Goal
Fredrik Modin	April 10, 2010	at Los Angeles	Devan Dubnyk	No Goal
Tom Kostopolous	November 9, 2010	at Carolina	Devan Dubnyk	No Goal
Mike Modano	November 11, 2010	at Detroit	Nikolai Khabibulin	No Goal
Jarret Stoll	February 2, 2011	vs. Los Angeles	Nikolai Khabibulin	No Goal
R.J. Umberger	March 3, 2011	vs. Columbus	Devan Dubnyk	No Goal
Alex Tanguay	April 6, 2011	at Calgary	Devan Dubnyk	No Goal
Jeff Skinner	December 7, 2011	vs. Carolina	Devan Dubnyk	No Goal
Chris Stewart	February 29, 2012	vs. St. Louis	Yann Danis	GOAL
Keith Yandle	March 18, 2012	vs. Phoenix	Devan Dubnyk	No Goal
Rick Nash	March 25, 2012	at Columbus	Devan Dubnyk	GOAL
Valeri Nichushkin	November 13, 2013	vs. Dallas	Devan Dubnyk	No Goal
Matt Stajan	March 22, 2014	vs. Calgary	Viktor Fasth	GOAL
Andrew Coglian	April 1, 2015	at Anaheim	Ben Scrivens	GOAL
Marcus Sorensen	April 6, 2017	at San Jose	Cam Talbot	No Goal
Evgeny Dadonov	February 12, 2018	vs. Florida	Cam Talbot	GOAL



EDMONTON OILERS NATIONAL HOCKEY LEAGUE “FIRSTS”

FIRST GAME:

AWAY 10/10/79 at Chicago, 2-4 L
HOME 10/13/79 vs. Detroit, 3-3 T

FIRST WIN:

HOME 10/19/79 vs. Quebec, 6-3 W
AWAY 11/02/79 at NY Islanders, 7-5 W

FIRST GOAL:

AWAY Kevin Lowe, 1st pd. 9:49, 10/10/79 at Chicago
HOME Blair MacDonald, 1st pd. 12:06, 10/13/79 vs. Detroit

FIRST ASSISTS:

HOME Brett Callighen & Wayne Gretzky, 1st pd. 9:49, 10/10/79 at Chicago
AWAY Brett Callighen & Wayne Gretzky, 1st pd. 12:06, 10/13/79 vs. Detroit

FIRST GAME WINNING GOAL:

HOME Blair MacDonald, 2nd pd. 8:22, 10/19/ 79 vs. Quebec
AWAY Wayne Gretzky, 2nd pd. 12:06, 11/13/79 at Washington

FIRST MINOR PENALTY:

AWAY Wayne Gretzky, 1st pd. 5:19, slashing, 10/10/79 at Chicago
HOME Dave Hunter, 1st pd. 18:30, hooking, 10/13/79 vs. Detroit

FIRST MAJOR PENALTY:

AWAY Lee Fogolin, 2nd pd. 17:48, misconduct, 10/10/79 at Chicago; Kevin Lowe, fighting also at 17:48
HOME Brett Callighen, 2nd pd. 19:37, fighting, Oct. 13/79 vs. Detroit

FIRST TWO GOAL GAME:

HOME Blair MacDonald, 10/13/79 vs. Detroit
AWAY Blair MacDonald & Stan Weir, 11/18/ 79 at Buffalo

FIRST THREE GOAL GAME:

HOME Blair MacDonald, 10/19/79 vs. Quebec
AWAY Blair MacDonald, 01/19/80 at Pittsburgh

FIRST POWERPLAY GOAL:

AWAY Kevin Lowe, 1st pd. 9:49, 10/10/79
HOME Blair MacDonald, 1st pd. 12:06, 10/13/79 vs. Detroit

FIRST SHORTHANDED GOAL:

AWAY Doug Hicks, 3rd pd. 14:35, 11/14/79 at Philadelphia
HOME Mark Messier, 2nd pd. 15:58, 12/12/79 at Atlanta

FIRST SHUTOUT:

AWAY Andy Moog/ Grant Fuhr, 01/08/ 85 at Quebec
HOME Eddie Mio, 12/09/79 vs. Hartford

FIRST OILER TO SCORE 50 POINTS IN A SEASON:

Wayne Gretzky vs. Colorado Rockies, 12/26/79 at Northlands Coliseum. Oilers 4 Rockies 3.
Gretzky scored goal at 13:37 of 1st pd., assisted by Blair MacDonald and Brett Callighen (18-32-50)

FIRST OILER TO SCORE 100 POINTS IN A SEASON:

Wayne Gretzky vs Boston Bruins, 02/24/80 at Northlands Coliseum, Boston 4 Oilers 2.
Gretzky assisted on a goal by Brett Callighen at 5:43 of the 2nd pd. (35-65-100)

FIRST OILER TO SCORE 200 POINTS IN A SEASON:

Wayne Gretzky at Calgary Flames, 03/25/82, Edmonton 7 Calgary 2
Gretzky assisted on a goal by Pat Hughes at 9:16 of 1st pd. (88-112-200)



OPPONENT NATIONAL HOCKEY LEAGUE “FIRSTS” VS. OILERS

FIRST OPPONENT WIN:

AWAY Chicago, 10/10/79, 4-2 W
HOME Washington, 10/28/79, 6-4 W

FIRST OPPONENT GOAL:

AWAY John Marks, 1st pd. 1:26, 10/10/79 at Chicago
HOME Dan Labraaten, 2nd pd. 14:16, 10/13/79 vs. Detroit

FIRST OPPONENT ASSISTS:

AWAY Cliff Koroll & Stan Mikita, 1st pd. 1:26, 10/10/79 at Chicago
HOME Perry Miller & Rogie Vachon, 2nd pd. 14:16, 10/13/79 vs. Detroit

FIRST OPPONENT GAME WINNING GOAL:

AWAY John Marks, 1st pd. 18:59, 10/10/79 at Chicago
HOME Tom Rowe, 3rd pd. 13:31, 10/28/79 vs. Washington

FIRST OPPONENT MINOR PENALTY:

AWAY Terry Ruskowski, 1st pd. 3:05, slashing, 10/10/79 at Chicago
HOME Jean Hamel, 1st pd. 4:02, hooking, 10/13/79 vs. Detroit

FIRST OPPONENT MAJOR PENALTY:

AWAY Grant Mulvey, 3rd pd. 17:48, fighting, 10/10/79 at Chicago
HOME Mike Foligno, 1st pd. 19:37, fighting, 10/13/79 vs. Detroit

FIRST OPPONENT TWO GOAL GAME:

AWAY John Marks, 10/10/79 at Chicago
HOME Marc Tardif, 10/19/79 vs. Quebec

FIRST OPPONENT THREE GOAL GAME:

AWAY Mike Bossy, 03/04/80 at NY Islanders
HOME Ken Houston, 02/08/81 vs. Calgary

FIRST OPPONENT POWERPLAY GOAL:

AWAY John Marks, 1st pd. 1:26, 10/10/79 at Chicago
HOME Lars Lindgren, 3rd pd. 3:17, 10/14/79 vs. Vancouver

FIRST OPPONENT SHORTHANDED GOAL:

AWAY Wayne Cashman, 3rd pd. 16:24, 11/08/79 at Boston
HOME Bob MacMillan, 3rd pd. 14:37, 02/08/80 vs. Atlanta

FIRST OPPONENT SHUTOUT:

AWAY Al Smith, 11/17/79 at Hartford
HOME Billy Smith, 03/12/81 vs. NY Islanders



NHL TEAM RECORDS HELD OR CO-HELD BY THE EDMONTON OILERS (REGULAR SEASON)

MOST GOALS, ONE SEASON:

446 1983-84 (NHL record)

HIGHEST GOALS PER-GAME AVERAGE, ONE SEASON:

5.58 1983-84, 446 goals in 80 games (NHL record)

MOST SHORTHANDED GOALS, ONE SEASON:

36 1983-84 (NHL record)

MOST SCORING POINTS, ONE SEASON:

1,182 1983-84 (NHL record)

MOST 50-OR-MORE GOAL SCORERS, ONE SEASON:

3 — 1983-84, Wayne Gretzky 87; Glenn Anderson 54; Jari Kurri 52 (NHL record)
— 1985-86, Jari Kurri 68; Glenn Anderson 54; Wayne Gretzky 52 (Ties NHL record)

MOST 40-OR MORE GOAL SCORERS, ONE SEASON:

4 — 1982-83, Wayne Gretzky 71; Glenn Anderson 48; Mark Messier 48; Jari Kurri 45 (Ties NHL record)
— 1983-84, Wayne Gretzky 87; Glenn Anderson 54; Jari Kurri 52; Paul Coffey 40 (Ties NHL record)
— 1984-85, Wayne Gretzky 73; Jari Kurri 71; Mike Krushelnyski 43; Glenn Anderson 42 (Ties NHL record)
— 1985-86, Jari Kurri 68; Glenn Anderson 54; Wayne Gretzky 52; Paul Coffey 48 (Ties NHL record)

MOST 100-OR-MORE POINT SCORERS, ONE SEASON:

4 — 1982-83, Wayne Gretzky 196; Mark Messier 106; Glenn Anderson, Jari Kurri 104 (Ties NHL record)
— 1983-84, Wayne Gretzky 205; Paul Coffey 126; Jari Kurri 113; Mark Messier 101 (Ties NHL record)
— 1985-86, Wayne Gretzky 215; Paul Coffey 138; Jari Kurri 131; Glenn Anderson 102 (Ties NHL record)

MOST ASSISTS ONE SEASON:

737 1985-86 (NHL record)

FASTEST TWO GOALS FROM THE START OF A GAME, ONE TEAM:

24 Seconds Oilers at Los Angeles, Mar. 28, 1982. Scorers: Mark Messier, 0:14; Dave Lumley, 0:24, Edmonton won 6-2 (NHL record)

LONGEST UNDEFEATED STREAK FROM START OF SEASON:

15 games Oct. 11, 1984 through Nov. 9, 1984 (12 wins, 3 ties) (NHL record)

MOST CONSECUTIVE OVERTIME GAMES:

7 2003-04; Oilers were 2-2-3 from Feb. 29-Mar. 12, 2004. (NHL Record)

FEWEST SHOTS, ONE PERIOD:

Edmonton: 0 Edmonton at Minnesota, Feb. 20, 1991, 2nd period. (Ties NHL record)

MOST SCORING POINTS, BOTH TEAMS, ONE GAME:

62 Edmonton at Chicago, Dec. 11, 1985. Edmonton won 12-9 and had 24 assists, Chicago 17. (NHL record)

MOST GOALS, BOTH TEAMS, ONE GAME:

21 Edmonton vs. Chicago, Dec. 11, 1985. Edmonton won 12-9 (Ties NHL record)

MOST GOALS, BOTH TEAMS, ONE PERIOD:

12 Edmonton at Chicago, Dec. 11, 1985. second period. Edmonton scored 6 goals and Chicago 6 in a 12-9 Oilers win (Ties NHL record)

MOST POINTS, BOTH TEAMS, ONE PERIOD:

35 Edmonton at Chicago, Dec. 11, 1985. second period. Edmonton scored 18 points (6 goals, 12 assists) and Chicago scored 17 points (6 goals, 11 assists) in a 12-9 Oilers win. (NHL record)

MOST PENALTIES, BOTH TEAMS, ONE GAME:

85 Penalties Edmonton at Los Angeles, Feb. 28, 1990. Edmonton received 26 minors, 7 majors, 6 misconducts, 4 game misconducts, 1 match penalty for 44 penalties. Los Angeles received 26 minors, 9 majors, 3 misconducts and 3 game misconducts for 41 penalties. (NHL record)

MOST PENALTIES, ONE TEAM, ONE GAME:

44 Penalties Edmonton at Los Angeles, Feb. 28, 1990. Edmonton received 26 minors, 7 majors, 6 misconducts, 4 game misconducts and 1 match penalty.

MOST SHOOTOUT WINS, ONE SEASON

15 2007-08, 19 GP (NHL record)

MOST SHOOTOUT HOME WINS, ONE SEASON

8 2007-08, 9 GP (NHL record)



EDMONTON OILERS TEAM RECORDS (REGULAR SEASON)

MOST POINTS, ONE SEASON: 119 1983-84, 1985-86	HOME SHOOTOUT LOSSES: 6 2010-11
WINS, ONE SEASON: 57 1983-84	ROAD SHOOTOUTS: 10 2007-08 (Won 7, Lost 3)
LOSSES, ONE SEASON: 50 1992-93	ROAD SHOOTOUT WINS: 7 2007-08
TIES, ONE SEASON: 16 1980-81, 1999-00	ROAD SHOOTOUT LOSSES: 5 2005-06
OVERTIME LOSSES, ONE SEASON: 14 2014-15	OVERTIME GAMES, ONE SEASON: 28 1999-00 (4 wins, 8 losses, 16 ties)
HOME WINS, ONE SEASON: 32 1985-86	OVERTIME WINS, ONE SEASON: 19 2007-08
ROAD WINS, ONE SEASON: 26 1983-84	HOME OVERTIME GAMES, ONE SEASON: 15 2002-03 (6 wins, 4 losses, 5 ties)
HOME LOSSES, ONE SEASON: 23 2014-15	HOME OVERTIME WINS, ONE SEASON: 9 2007-08
ROAD LOSSES, ONE SEASON: 29 1992-93	ROAD OVERTIME GAMES, ONE SEASON: 15 — 1999-00 (3 Wins, 5 Losses, 7 Ties) — 2007-08 (10 Wins, 5 Losses)
HOME TIES, ONE SEASON: 10 1980-81	ROAD OVERTIME WINS, ONE SEASON: 10 2007-08
ROAD TIES, ONE SEASON: 11 1981-82, 1993-94	FEWEST POINTS, ONE SEASON: 38 1994-95 (48 games) 69 1979-80 (80 games) 62 2009-10, 2010-11, 2014-15 (82 games)
HOME OVERTIME LOSSES, ONE SEASON: 6 — 2005-06 (2 overtime losses and 4 shootout losses) — 2008-09 (3 losses and 3 shootout losses) — 2010-11 (6 shootout losses) — 2011-12 (3 overtime losses and 3 shootout losses)	WINS, ONE SEASON: 17 1994-95 (48 games) 25 2010-11 (82 games), 1993-94 (84 games) 28 1979-80 (80 games)
ROAD OVERTIME LOSSES, ONE SEASON: 11 2014-15 (6 overtime losses and 5 shootout losses)	LOSSES, ONE SEASON: 17 1981-82, 1985-86
SHOOTOUTS: 19 2007-08 (Won 15, Lost 4)	TIES, ONE SEASON: 4 1994-95 (48 games) 5 1983-84 (80 games) 8 1995-96 (82 games), 1992-93 (84 games)
SHOOTOUT WINS: 15 2007-08 (NHL record)	OVERTIME LOSSES, ONE SEASON: 3 2000-01
SHOOTOUT LOSSES: 9 2005-06, 2010-11	HOME WINS, ONE SEASON: 11 1994-95, 2012-13 (24 games) 13 2010-11 (41 games) 15 1995-96 (41 games) 17 1979-80, 1980-81 (40 games)
HOME SHOOTOUTS: 9 2007-08 (Won 8, Lost 1)	
HOME SHOOTOUT WINS: 8 2007-08 (NHL record)	



ROAD WINS, ONE SEASON:

6	1994-95 (24 games)
9	2014-15 (41 games)
10	1992-93 (42 games)
11	1979-80 (40 games)

HOME LOSSES, ONE SEASON:

5	1981-82, 1983-84
---	------------------

ROAD LOSSES, ONE SEASON:

11	— 1985-86 (40 games)
	— 2012-13 (24 games)

HOME TIES, ONE SEASON:

1	1994-95 (24 games)
2	1985-86 (40 games)
3	1992-93 (42 games)
4	1996-97, 2001-02, 2003-04 (41 games)

ROAD TIES, ONE SEASON:

1	1983-84, 1986-87
---	------------------

HOME OVERTIME LOSSES, ONE SEASON

0	2001-02
---	---------

ROAD OVERTIME LOSSES, ONE SEASON:

1	2000-01
---	---------

OVERTIME GAMES, ONE SEASON:

9	1983-94 (4 wins, 0 losses, 5 ties) - 80 games
7	1994-95 (1 win, 2 losses, 4 ties) - 48 games
11	— 2006-07 (4 wins, 4 losses, 3 shootout losses)
	— 2012-13 (4 wins, 4 losses, 3 shootout losses)
	in 48 games

OVERTIME WINS, ONE SEASON:

0	1984-85 (0-1-11)
	1991-92 (0-2-10)

HOME OVERTIME GAMES, ONE SEASON:

5	1983-84 (1-0-4), 1987-88 (0-1-4), 89- 1983-84 (1-0-4), 1987-88 (0-1-4), 1988-89 89 (1-1-3), 1991-92 (0-0-5) - 80 games
5	2006-07 (2-3-0) - 82 games
2	1994-95 (1-0-1) - 48 games

HOME OVERTIME WINS, ONE SEASON:

0	1984-85, 1987-88, 1991-92, 1993-94, 1997-98, 1998-99
---	--

ROAD OVERTIME GAMES, ONE SEASON:

4	1983-84 (3 wins, 0 losses, 1 tie)
---	-----------------------------------

ROAD OVERTIME WINS, ONE SEASON:

0	1984-85, 1991-92, 1994-95, 1996-97, 2010-11
---	---

STREAKS

LONGEST WINNING RECORD:

9 games	Feb. 20, 2001 through Mar. 13, 2001
---------	-------------------------------------

LONGEST WINNING RECORD, INCLUDING PLAYOFFS:

9 games	Apr. 10, 1985 through May 7, 1985
---------	-----------------------------------

LONGEST HOME WINNING RECORD, ONE SEASON:

8 games	— Jan. 19, 1985 through Feb. 22, 1985
	— Feb. 24, 1986 through Apr. 2, 1986

LONGEST ROAD WINNING RECORD, ONE SEASON:

8 games	Dec. 9, 1986 through Jan. 17, 1987
---------	------------------------------------

LONGEST UNDEFEATED STREAK:

15 games	Oct. 11, 1984 through Nov. 9, 1984, 12 wins, 3 ties
----------	---

LONGEST UNDEFEATED STREAK FROM START OF SEASON:

15 games	Oct. 11, 1984 through Nov. 9, 1984, 12 wins, 3 ties (NHL record)
----------	--

LONGEST HOME UNDEFEATED RECORD, ONE SEASON:

14 games	Nov. 15, 1989 through Jan. 6, 1990, 11 wins, 3 ties
----------	---

LONGEST ROAD UNDEFEATED RECORD, ONE SEASON:

9 games	— Jan. 17, 1982 through Mar. 2, 1982, 6 wins, 3 ties
	— Nov. 23, 1982 through Jan. 18, 1983, 7 wins, 2 ties

LONGEST LOSING RECORD, ONE SEASON:

11 games	Oct. 16, 1993 through Nov. 7, 1993
----------	------------------------------------

LONGEST HOME LOSING RECORD, ONE SEASON:

9 games	Oct. 16, 1993 through Nov. 24, 1993
---------	-------------------------------------

LONGEST ROAD LOSING RECORD, ONE SEASON:

9 games	— Nov. 25, 1980 through Dec. 30, 1980
	— Feb. 25, 2006 through Mar. 15, 2006

LONGEST WINLESS RECORD, ONE SEASON:

14 games	Oct. 11, 1993 through Nov. 7, 1993; 13 losses, 1 tie
----------	--

LONGEST HOME WINLESS RECORD, ONE SEASON:

9 games	Oct. 16, 1993 through Nov. 24, 1993, 9 losses, 0 ties
---------	---

LONGEST ROAD WINLESS RECORD, ONE SEASON:

11 games	Dec. 18, 2001 through Feb. 8, 2002, 7 losses, 4 ties
----------	--

MOST CONSECUTIVE OVERTIME GAMES:

7 games	Feb. 29, 2004 through Mar. 12, 2004. 2 Wins, 2 Losses, 3 Ties (NHL Record)
---------	--

LONGEST NON-SHUTOUT RECORD:

229 games	Mar. 15, 1981 through Feb. 11, 1984
-----------	-------------------------------------

LONGEST NON-SHUTOUT RECORD, INCLUDING PLAYOFFS:

198 games	Mar. 15, 1981 through May 3, 1983
-----------	-----------------------------------



MOST CONSECUTIVE GAMES SHUT OUT:

- 2
- Oct. 28, 1990 through Oct. 31, 1990
 - Nov. 18, 1991 through Nov. 23, 1991
 - Oct. 11, 2003 through Oct. 14, 2003
 - April 3, 2007 through April 5, 2007
 - Oct. 25, 2009 through Oct. 27, 2009

LONGEST SHUTOUT SEQUENCE AGAINST:

- 207:43
- The Oilers were shutout for the final 52:48 of a 2-1 loss at Chicago (Apr. 1, 2007), through back-to-back 3-0 shutouts (120:00) at at Minnesota)April 3 & 5, 2007) and the initial 34:55 of a 3-2 win at Calgary (Apr. 7, 2007)

MOST CONSECUTIVE PERIODS SCORING A GOAL:

- 24 periods
- From the 1st period vs. Vancouver on Nov. 21, 1981 through the 3rd period vs. Vancouver on Dec. 4, 1981; 63 goals during streak

MOST CONSECUTIVE GAMES WITH A POWERPLAY GOAL:

- Edmonton: Nov. 24, 1982 through Jan. 7, 1983,
20 games 31 powerplay goals

- Opposition: — Oct. 7, 1981 through Oct. 28, 1981;
12 games 15 powerplay goals
- Feb. 20, 1990 through Mar. 14, 1990;
19 powerplay goals
 - Oct. 6, 1993 through Oct. 29, 1993;
17 powerplay goals

GOALS

MOST GOALS, ONE SEASON:

- 446 1983-84 (NHL record)

HIGHEST GOALS PER GAME AVERAGE, ONE SEASON:

- 5.58 1983-84, 446 goals in 80 games (NHL record)

FEWEST GOALS, ONE SEASON:

- 123 2012-13 (48 games)
191 2010-11 (82 games)

LOWEST GOALS-PER GAME AVERAGE, ONE SEASON:

- 2.33 2010-11, 191 goals in 82 games

MOST GOALS AGAINST, ONE SEASON:

- 337 1992-93

HIGHEST GOALS AGAINST PER-GAME AVERAGE, ONE SEASON:

- 4.09 1980-81, 327 goals in 80 games

FEWEST GOALS AGAINST, ONE SEASON:

- 131 2012-13 (48 games)
182 2001-02 (82 games)

LOWEST GOALS AGAINST-PER-GAME AVERAGE, ONE SEASON:

- 2.22 2001-02, 182 goals in 82 games

MOST SHORTHANDED GOALS, ONE SEASON:

- 36 1983-84 (NHL record)

FEWEST SHORTHANDED GOALS, ONE SEASON:

- 2 1993-94

MOST SHORTHANDED GOALS AGAINST, ONE SEASON:

- 17 1988-89

MOST SHORTHANDED GOALS, ONE TEAM, ONE GAME:

- Edmonton: 3 — Oilers vs. Winnipeg, Dec. 21, 1983.
Edmonton won 7-4
- Oilers vs. Los Angeles, Dec. 20, 1985.
Edmonton won 9-4
 - Oilers vs. Quebec, Feb. 14, 1986.
Edmonton won 8-2
 - Oilers vs. Vancouver, Dec. 12, 1987.
Edmonton won 6-3
 - Oilers at Vancouver, Dec. 12, 2012.
Edmonton won 6-3

- Opposition: 3 — Oilers at Washington, Nov. 12, 1985.
Washington won 5-2
- Oilers vs. Chicago, Jan. 25, 1989.
Chicago won 6-3

MOST SHORTHANDED GOALS FOR, ONE TEAM, ONE PERIOD:

- Edmonton: 2 Accomplished 17 times in Oilers history.
Most recent: Oilers vs. Chicago, Nov. 19, 2002,
1st period. Edmonton won 3-1

- Opposition: 2 Accomplished 6 times in Oilers history.
Most recent: Oilers vs. Toronto, Oct. 16, 2001,
2nd period. Toronto won 4-1

MOST GOALS, BOTH TEAMS, ONE GAME:

- 21 Oilers vs. Chicago, Dec. 11, 1985.
Edmonton won 12-9 (Ties NHL record)

MOST GOALS, ONE TEAM, ONE GAME:

- Edmonton: 13 — Oilers vs. New Jersey, Nov. 19, 1983.
Edmonton won 13-4
- Oilers vs. Vancouver, Nov. 8, 1985.
Edmonton won 13-0

- Opposition: 11 — Oilers at Hartford, Feb. 12, 1984. Hartford won 11-0
- Oilers at Toronto, Jan. 8, 1986. Toronto won 11-9

MOST CONSECUTIVE GOALS, ONE TEAM, ONE GAME:

- Edmonton: 13 Oilers vs. Vancouver, Nov. 8, 1985.
Edmonton won 13-0

- Opposition: 11 Oilers at Hartford, Feb. 12, 1984.
Hartford won 11-0

MOST GOALS, BOTH TEAMS, ONE PERIOD:

- 12 Oilers at Chicago, Dec. 11, 1985, 2nd period,
Edmonton won 12-9 (Ties NHL record)



MOST GOALS, ONE TEAM, ONE PERIOD:

Edmonton: 7 — Oilers at Vancouver, Oct. 19, 1983, 3rd period.
Edmonton won 10-7
— Oilers at Toronto, Feb. 19, 1985, 2nd period.
Edmonton won 9-4
— Oilers vs. Vancouver, Nov. 8, 1985, 3rd period.
Edmonton won 13-0

Opposition: 7 Oilers at Boston, Jan. 17, 1980, 2nd period.
Boston won 7-1

POINTS

MOST SCORING POINTS, ONE SEASON:

1,182 1983-84 (NHL record)

FEWEST SCORING POINTS, ONE SEASON:

368 1994-95 (48 games)
638 1992-93 (84 games)

MOST POINTS, BOTH TEAMS, ONE GAME:

62 Oilers at Chicago, December 11, 1985, Edmonton won 12-9 and received 24 assists, Chicago received 17 assists (NHL record)

MOST POINTS, ONE TEAM, ONE GAME:

Edmonton: 36 Oilers at Chicago, Dec. 11, 1985, Edmonton won 12-9 and received 24 assists

Opposition: 31 Oilers at Hartford, Feb. 12, 1984, Hartford won 11-0 and received 20 assists

MOST POINTS, BOTH TEAMS, ONE PERIOD:

35 Oilers at Chicago, December 11/85, 2nd period, Oilers won 12-9 and had 6 goals, 12 assists, Chicago had 6 goals, 11 assists (NHL record)

MOST POINTS, ONE TEAM, ONE PERIOD:

Edmonton: 18 — Oilers at Vancouver, Oct. 19, 1983, 3rd period, Edmonton won 10-7 and had 7 goals, 11 assists
— Oilers at Toronto, Feb. 19, 1985, 2nd period, Edmonton won 9-4 and had 7 goals, 11 assists
— Oilers at Chicago, Dec. 11, 1985, 2nd period, Edmonton won 12-9 and had 6 goals, 12 assists

Opposition: 19 Oilers at Boston, Jan. 17, 1980, 2nd period, Boston won 7-1 and had 7 goals, 12 assists

SHOOTOUTS

MOST SHOOTOUTS, ONE SEASON:

19 2007-08

FEWEST SHOOTOUTS, ONE SEASON:

6 2006-07

MOST WINS, ONE SEASON:

15 2007-08 (NHL record)

FEWEST WINS, ONE SEASON:

2 2010-11

MOST LOSSES, ONE SEASON:

9 — 2005-06
— 2010-11

FEWEST LOSSES, ONE SEASON:

3 2006-07

HIGHEST WINNING PERCENTAGE, ONE SEASON:

.789 (15-4) 2007-08

LOWEST WINNING PERCENTAGE, ONE SEASON:

.222 (2-9) 2010-11

MOST HOME SHOOTOUTS, ONE SEASON:

9 2007-08

FEWEST HOME SHOOTOUTS, ONE SEASON:

3 2006-07

MOST HOME WINS, ONE SEASON:

8 2007-08 (NHL record)

FEWEST HOME WINS, ONE SEASON:

2 2006-07

MOST HOME LOSSES, ONE SEASON:

6 2010-11

FEWEST HOME LOSSES, ONE SEASON:

1 2006-07, 2007-08

HIGHEST HOME WINNING PERCENTAGE, ONE SEASON:

.889 (8-1) 2007-08

LOWEST HOME WINNING PERCENTAGE, ONE SEASON:

.333 (2-6) 2010-11

MOST ROAD SHOOTOUTS, ONE SEASON:

10 2007-08

FEWEST ROAD SHOOTOUTS, ONE SEASON:

3 2006-07, 2010-11

MOST ROAD WINS, ONE SEASON:

7 2007-08

FEWEST ROAD WINS, ONE SEASON:

0 2010-11

MOST ROAD LOSSES, ONE SEASON:

6 2005-06

FEWEST ROAD LOSSES, ONE SEASON:

1 2008-09

HIGHEST ROAD WINNING PERCENTAGE, ONE SEASON:

.833 (5-1) 2008-09

LOWEST ROAD WINNING PERCENTAGE, ONE SEASON:

.000 (0-3) 2010-11

**MOST SHOOTOUT GOALS SCORED, ONE SEASON:**

24 2007-08

MOST SHOOTOUT SHOTS TAKEN, ONE SEASON:

65 2007-08

BEST SHOOTOUT SCORING PERCENTAGE, ONE SEASON:

47.6 % 2013-14

BEST SHOOTOUT SAVE PERCENTAGE, ONE SEASON:

.826 2007-08

FEWEST SHOOTOUT GOALS SCORED, ONE SEASON:

5 2012-13 (48 games)

6 2006-07

FEWEST SHOOTOUT SHOTS TAKEN, ONE SEASON:

11 — 2012-13 (48 games)

21 — 2013-14

LOWEST SHOOTOUT SCORING PERCENTAGE, ONE SEASON

15.9% 2014-15

LOWEST SHOOTOUT SAVE PERCENTAGE, ONE SEASON:

.538 2012-13 (48 games)

.574 2005-06

SHOTS**MOST SHOTS, BOTH TEAMS, ONE GAME:**

100 Oilers at Minnesota, Dec. 11, 1982, Minnesota won 5-4 and had 52 shots; Edmonton had 48 shots

MOST SHOTS, ONE TEAM, ONE GAME:

Edmonton: 55 Oilers vs. Minnesota, Mar. 21, 1986.
Edmonton won 5-4

Opposition: 59 Oilers at NY Rangers, Mar. 17, 1993.
Edmonton won 4-3 (OT)

MOST SHOTS, BOTH TEAMS, ONE PERIOD:

38 Oilers at Colorado, Dec. 16, 1981, 1st period,
Edmonton won 7-4 with 20 shots; Colorado had
18 shots

MOST SHOTS, ONE TEAM, ONE PERIOD:

Edmonton: 24 — Oilers vs. Minnesota, Mar. 21, 1986, 2nd period.
Edmonton won 5-4
— Oilers vs. Colorado, Oct. 15, 1997, 3rd period.
Colorado won 6-2

Opposition: 29 Oilers at Detroit, Nov. 7, 1979, 2nd period.
Detroit won 5-3

FEWEST SHOTS, BOTH TEAMS, ONE GAME:

32 Oilers vs. Boston, Oct. 20, 1989, Edmonton lost 3-0
with 11 shots; Boston had 21 shots

FEWEST SHOTS, ONE TEAM, ONE GAME:

Edmonton: 11 — Oilers vs. Boston, Oct. 20, 1989. Boston won 3-0
— Oilers vs. St. Louis, Nov. 5, 1999. St. Louis won 2-1

Opposition: 11 Oilers vs. Chicago, Oct. 9, 2001. Edmonton won 2-0

FEWEST SHOTS, BOTH TEAMS, ONE PERIOD:

5 Oilers vs. Dallas, Jan. 12, 1999, 2nd period. Dallas
won 2-1 with 3 shots; Edmonton had 2 shots

FEWEST SHOTS, ONE TEAM, ONE PERIOD:

Edmonton: 0 — Oilers at Minnesota, Feb. 20, 1991, 2nd period,
Minnesota won 5-1
— Oilers vs. Florida, Oct. 20, 2001, 2nd period.
Edmonton won 6-2
— Oilers at Detroit, Feb. 16, 2004, 2nd period.
Detroit won 2-1
— Oilers at Detroit, Nov. 8, 2006, 1st period.
Edmonton lost 3-0

Opposition: 1 — Oilers vs. Buffalo, Mar. 13, 1983, 1st period.
Edmonton won 6-2
— Oilers vs. Calgary, Apr. 2, 1987, 1st period. 4-4 Tie
— Oilers vs. Buffalo, Oct. 4, 1996, 1st period.
Edmonton won 4-3
— Oilers at Anaheim, Nov. 7, 1999, 3rd period.
Anaheim won 3-1
— Oilers vs. Chicago, Oct. 9, 2001, 1st period.
Edmonton won 1-0
— Oilers vs. Chicago, Oct. 9, 2001, 3rd period.
Edmonton won 1-0
— Oilers vs. San Jose, Nov. 30, 2003, 1st period.
San Jose won 2-1
— Oilers vs. Vancouver, Feb. 4, 2006, 3rd period.
Edmonton won 3-1
— Oilers vs. Anaheim, Nov. 30, 2007, 3rd period.
Edmonton won 5-1

PENALTIES**MOST PENALTIES, BOTH TEAMS, ONE GAME:**

85 Oilers at Los Angeles, Feb. 28, 1990, Edmonton
received 26 minors, 7 majors, 6 misconducts,
4 game misconducts, and 1 match penalty.
Los Angeles received 26 minors, 9 majors, 3
misconducts, and 3 game misconducts, Los Angeles
won 4-2 (NHL Record)

MOST PENALTIES, ONE TEAM, ONE GAME:

Edmonton: 44 Oilers at Los Angeles, Feb. 28, 1990, Edmonton
received 26 minors, 7 majors, 6 misconducts,
4 game misconducts, and 1 match penalty. Los
Angeles won 4-2

Opposition: 41 Oilers at Los Angeles, Feb. 28, 1990, Los Angeles
received 26 minors, 9 majors, 3 misconducts, and 3
game misconducts, Los Angeles won 4-2



MOST PENALTIES, BOTH TEAMS, ONE PERIOD:

42 Oilers at Pittsburgh, Jan. 19, 1980, 2nd period, Edmonton received 5 minors, 8 majors, and 6 game misconducts, Pittsburgh received 9 minors, 7 majors, and 7 game misconducts

MOST PENALTIES, ONE TEAM, ONE PERIOD:

Edmonton: 21 Oilers at Los Angeles, Feb. 28, 1990, 3rd period. Edmonton received 9 minors, 3 majors, 5 misconducts and 4 game misconducts. Los Angeles won 4-2

Opposition: 23 Oilers at Pittsburgh, Jan. 19, 1980, 2nd period, Pittsburgh received 9 minors, 7 majors, and 7 game misconducts

PENALTY MINUTES

MOST PENALTY MINUTES, ONE SEASON:

2,173 1987-88

FEWEST PENALTY MINUTES, ONE SEASON:

1,183 1994-95 (48 games)
1,267 2001-02 (82 games)

MOST PENALTY MINUTES, BOTH TEAMS, ONE GAME:

356 Oilers at Los Angeles, Feb. 28, 1990. Edmonton received 27 minors, 7 majors, 6 misconducts, 4 game misconducts and 1 match penalty for 199 minutes. Los Angeles received 26 minors, 9 majors, 3 misconducts and 3 game misconducts for 157 minutes. Los Angeles won 4-2

MOST PENALTY MINUTES, ONE TEAM, ONE GAME:

Edmonton: 199 Oilers at Los Angeles, Feb. 28, 1990. Edmonton received 27 minors, 7 majors, 6 misconducts, 4 game misconducts and 1 match penalty. Los Angeles won 4-2

Opposition: 157 Oilers at Los Angeles, Feb. 28, 1990, Los Angeles received 26 minors, 9 majors, 3 misconducts and 3 game misconducts. Los Angeles won 4-2

MOST PENALTY MINUTES, BOTH TEAMS, ONE PERIOD:

233 Oilers at Pittsburgh, Jan. 19, 1980, 2nd period. Edmonton received 5 minors, 8 majors, and 6 game misconducts for 110 minutes, Pittsburgh received 9 minors, 7 majors, and 7 game misconducts for 123 minutes

MOST PENALTY MINUTES, ONE TEAM, ONE PERIOD:

Edmonton: 123 Oilers at Los Angeles, Feb. 28, 1990, 3rd period. Edmonton received 9 minors, 3 majors, 5 misconducts and 4 game misconducts. Los Angeles won 4-2

Opposition: 123 Oilers at Pittsburgh, Jan. 19, 1980, 2nd period. Pittsburgh received 9 minors, 7 majors, and 7 game misconducts

POWERPLAY GOALS

MOST POWERPLAY GOALS, ONE SEASON:

88 1987-88

MOST POWERPLAY GOALS, AGAINST, ONE SEASON:

106 1992-93

MOST POWERPLAY GOALS, BOTH TEAMS, ONE GAME:

8 — Oilers at Calgary, Apr. 4, 1986, Calgary won 9-3, with 5 powerplay goals; Edmonton had 3
— Oilers vs. Philadelphia, Mar. 4, 1988. Edmonton won 7-4, with 5 powerplay goals; Philadelphia scored 3

MOST POWERPLAY GOALS, ONE TEAM, ONE GAME:

Edmonton: 5 — Oilers vs. Chicago, Nov. 26, 1980, Edmonton won 10-3. Jari Kurri had 2 powerplay goals, Kevin Lowe, Blair MacDonald, and Dave Semenko each had 1 powerplay goal
— Oilers at Los Angeles, Oct. 11, 1987, Edmonton won 9-2. Mark Messier scored 2 powerplay goals, Glenn Anderson, Jim Ennis and Normand Lacombe each scored 1 powerplay goal
— Oilers vs. Philadelphia, Mar. 4, 1988, Edmonton won 7-4. Glenn Anderson and Craig Simpson scored 2 powerplay goals and Mark Messier scored 1 powerplay goal.
— Oilers vs. Buffalo, Nov. 4, 1988, Edmonton won 7-3. Jimmy Carson, Jari Kurri, Mark Messier, Craig Simpson and Esa Tikkanen each scored 1 powerplay goal.
— Oilers vs. Toronto, Nov. 19, 1988, Edmonton won 9-1. Glenn Anderson had 3 powerplay goals, Kelly Buchberger and Craig Simpson each had 1 powerplay goal.

Opposition: 6 Oilers at Hartford, Feb. 12, 1984, Hartford won 11-0. Ron Francis and Greg Malone each had 2 powerplay goals, Chris Kotsopoulos and Ray Neufeld each had 1 powerplay goal

MULTIPLE GOAL AND POINT SEASONS

MOST 50-OR MORE GOAL SCORERS, ONE SEASON:

3 — 1983-84, Wayne Gretzky 87; Glenn Anderson 54; Jari Kurri 52 (NHL record)
1985-86, Jari Kurri 68; Glenn Anderson 54; Wayne Gretzky 52 (Ties NHL record)

MOST 40-OR-MORE GOAL SCORERS, ONE SEASON:

4 — 1982-83, Wayne Gretzky 71; Glenn Anderson, Mark Messier 48; Jari Kurri 45 (Ties NHL record)
— 1983-84, Wayne Gretzky 87; Glenn Anderson 54; Jari Kurri 52; Paul Coffey 40 (Ties NHL record)
— 1984-85, Wayne Gretzky 73; Jari Kurri 71; Mike Krushelnyski 43; Glenn Anderson 42 (Ties NHL record)
— 1985-86, Jari Kurri 68; Glenn Anderson 54; Wayne Gretzky 52; Paul Coffey 48 (Ties NHL record)



MOST 30-OR-MORE GOAL SCORERS, ONE SEASON:

- 5
- 1981-82, Wayne Gretzky 92; Mark Messier 50; Glenn Anderson 38; Jari Kurri, Dave Lumley 32
 - 1982-83, Wayne Gretzky 71; Glenn Anderson, Mark Messier 48; Jari Kurri 45; Ken Linseman 33
 - 1983-84, Wayne Gretzky 87; Glenn Anderson 54; Jari Kurri 52; Paul Coffey 40; Mark Messier 37
 - 1984-85, Wayne Gretzky 73; Jari Kurri 71; Mike Krushelnyski 43; Glenn Anderson 42; Paul Coffey 37
 - 1985-86, Jari Kurri 68; Glenn Anderson 54; Wayne Gretzky 52; Paul Coffey 48; Mark Messier 35
 - 1986-87, Wayne Gretzky 62; Jari Kurri 54; Mark Messier 37; Glenn Anderson 35; Esa Tikkanen 34
 - 1987-88, Jari Kurri 43; Craig Simpson 43; Wayne Gretzky 40; Glenn Anderson 38; Mark Messier 37
 - 1988-89, Jimmy Carson 49; Jari Kurri 44; Craig Simpson 35; Mark Messier 33; Esa Tikkanen 31

MOST 20-OR-MORE GOAL SCORERS, ONE SEASON:

- 8
- 1981-82, Wayne Gretzky 92; Mark Messier 50; Glenn Anderson 38; Jari Kurri, Dave Lumley 32; Paul Coffey 29; Pat Hughes 24; Matti Hagman 21
 - 1982-83, Wayne Gretzky 71; Glenn Anderson 48; Mark Messier 48; Jari Kurri 45; Ken Linseman 33; Paul Coffey 29; Pat Hughes 25; Charlie Huddy 20
 - 1983-84, Wayne Gretzky 87; Glenn Anderson 54; Jari Kurri 52; Paul Coffey 40; Mark Messier 37; Pat Hughes 27; Dave Hunter, Willy Lindstrom 22
 - 1991-92, Vincent Damphousse 38; Joe Murphy 35; Craig Simpson 24; Scott Mellanby 23; Petr Klima 21; Kelly Buchberger 20; Bernie Nicholls 20; Anatoli Semenov 20

MOST 100-OR-MORE POINT SCORERS, ONE SEASON:

- 4
- 1982-83, Wayne Gretzky 196; Mark Messier 106; Glenn Anderson, Jari Kurri 104 (Ties NHL record)
 - 1983-84, Wayne Gretzky 205; Paul Coffey 126; Jari Kurri 113; Mark Messier 101 (Ties NHL record)
 - 1985-86, Wayne Gretzky 215, Paul Coffey 138, Jari Kurri 131, Glenn Anderson 102 (Ties NHL record)

ASSISTS

MOST ASSISTS, ONE SEASON:

736 1983-84 (NHL record)

FEWEST ASSISTS, ONE SEASON:

232 1994-95 (48 games)
343 2001-02 (82 games)

SHUTOUTS

MOST SHUTOUTS, ONE SEASON:

- 8
- 1997-98 (8 by Curtis Joseph)
 - 2000-01 (8 by Tommy Salo)
 - 2001-02 (6 by Tommy Salo, 2 by Jussi Markkanen)

FEWEST SHUTOUTS, ONE SEASON:

- 0
- 1980-81 (Ties NHL record)
 - 1981-82 (Ties NHL record)
 - 1986-87 (Ties NHL record)

FASTEST GOALS

FASTEST FIVE GOALS, BOTH TEAMS:

3:34 Oilers vs. St. Louis, Jan. 20, 1982, 3rd period.
Scorers: Tom Roulston, Oilers, 13:57; Dave Lumley, Oilers, 14:17; Wayne Gretzky, Oilers, 15:30; Glenn Anderson, Oilers, 15:38; Tony Currie, Blues, 17:31.
Edmonton won 8-6

FASTEST FIVE GOALS, ONE TEAM:

Edmonton: 5:38 Oilers at Phoenix, Feb. 27, 2004, 2nd period. Scorers: Fernando Pisani, 9:50; Adam Oates, 10:42; Shawn Horcoff, 13:39; Ethan Moreau, 13:59 and 15:28.
Edmonton won 7-2

Opposition: 7:49 Oilers at NY Rangers, Oct. 24, 1979, 1st period.
Scorers: Ron Greschner 3:41; Walt Tkaczuk 4:31; Don Murdoch 5:18; Ulf Nilsson 11:13; Ron Duguay 11:30.
New York won 10-2

FASTEST FOUR GOALS, BOTH TEAMS:

1:49 Oilers vs. Anaheim, Feb. 17, 1999, 3rd period.
Scorers: Alexander Selivanov, Oilers, 6:28; Rem Murray, Oilers, 6:41; Selivanov, Oilers, 7:49 and Steve Rucchin, Mighty Ducks, 8:17. Edmonton won 6-2 at Anaheim.

FASTEST FOUR GOALS, ONE TEAM:

Edmonton: 1:41 Oilers vs. St. Louis, Jan. 20, 1982, 3rd period.
Scorers: Tom Roulston 13:57; Dave Lumley 14:17; Wayne Gretzky 15:30; Glenn Anderson 15:38.
Edmonton won 8-6

Opposition: 3:19 Oilers vs. Los Angeles, Jan. 25, 1990, 2nd period.
Scorers: John Tonelli, 0:32; Barry Beck, 3:06; Dave Taylor, 3:21; Tony Granato, 3:51. Edmonton won 7-6

FASTEST THREE GOALS, BOTH TEAMS:

0:27

- Oilers vs. Washington, Nov. 2, 1983, 1st period.
Scorers: Don Jackson, Oilers, 17:24; Chris Valentine, Capitals, 17:44; Glenn Anderson, Oilers, 17:51.
Edmonton won 11-3
- Oilers at Quebec, Nov. 8, 1983, 3rd period. Scorers: Bo Berglund, Nordiques, 16:31; Mark Messier, Oilers, 16:46; Dave Lumley, Oilers, 16:58. Edmonton won 7-4

FASTEST THREE GOALS, ONE TEAM:

Edmonton: 0:45 Oilers at Hartford, Mar. 25, 1981, 3rd period. Scorers: Wayne Gretzky 19:04; Mark Messier 19:18; Glenn Anderson 19:49. Edmonton won 7-2

Opposition: 0:38 Oilers at St. Louis, Jan. 26, 1982, 3rd period. Scorers: Joe Mullen 0:44; Perry Turnbull 1:09; Mike Crombeen 1:22. Edmonton won 6-4

FASTEST TWO GOALS, BOTH TEAMS:

0:05 Oilers vs. Chicago, Nov. 27, 1987, 2nd period. Scorers: Wayne Gretzky, Edmonton, 18:37; Steve Larmer, Chicago, 18:42. Edmonton won 4-3



FASTEST TWO GOALS, ONE TEAM:

Edmonton: 0:07 Oilers vs. Phoenix, Nov. 23, 2009, 1st Period, Scorers: Sheldon Souray, Edmonton, 11:07, Ales Hemsky, Edmonton, 11:14. Edmonton won 4-0

Opposition: 0:04 Oilers at Winnipeg, Dec. 15, 1995, 2nd period.
(Ties NHL Record) Scorers: Deron Quint at 7:51 and 7:55.
Winnipeg won 9-4

FASTEST THREE GOALS FROM THE START OF A GAME, BOTH TEAMS:

2:40 Oilers vs. NY Islanders, Nov. 2, 1979. Scorers: Stefan Persson, Islanders, 1:57; Wayne Gretzky, Oilers, 2:18; Dan Newman, Oilers, 2:40. Edmonton won 7-5

FASTEST THREE GOALS FROM THE START OF A GAME, ONE TEAM:

Edmonton: 2:43 Oilers vs. Vancouver, Mar. 30, 2013. Scorers: Taylor Hall 0:16, Ladislav Smid 2:05, Taylor Hall 2:43. Edmonton won 4-0

Opposition: 3:09 Oilers at Detroit, Dec. 2, 1987. Scorers: Brent Ashton 0:47; Gerard Gallant 1:02; Shawn Burr 3:09. Detroit won 7-4

FASTEST THREE GOALS FROM THE START OF A PERIOD, BOTH TEAMS:

2:04 Oilers at Calgary, Jan. 3, 1984, 2nd period. Scorers: Jim Peplinski, Flames, 0:48; Mark Messier, Oilers, 1:32; Pat Hughes, Oilers, 2:04. Edmonton won 9-6

FASTEST THREE GOALS FROM THE START OF A PERIOD, ONE TEAM:

Edmonton: 2:27 Oilers vs. Calgary, Dec. 4, 1982, 3rd period. Scorers: Wayne Gretzky 0:33; Jari Kurri 1:31; Ken Linseman 2:27, Edmonton won 7-5

Opposition: 1:22 Oilers at St. Louis, Jan. 26, 1982, 3rd period. Scorers: Joe Mullen 0:44; Perry Turnbull 1:09; Mike Crombeen 1:22. Edmonton won 6-4

FASTEST TWO GOALS FROM THE START OF A GAME, BOTH TEAMS:

2:06 Oilers vs. Toronto, Oct. 29, 1980. Scorers: Dave Semenko, Oilers, 1:18; Dan Maloney, Maple Leafs, 2:06. Teams tied 4-4

FASTEST TWO GOALS FROM THE START OF A GAME, ONE TEAM:

Edmonton: 0:24 Oilers at Los Angeles, Mar. 28, 1982. Scorers: Mark Messier 0:14; Dave Lumley 0:24. Edmonton won 6-2

Opposition: 0:41 Oilers vs. NY Islanders, Dec. 5, 1984. Scorers: John Tonelli 0:25, 0:41. Edmonton won 6-4

FASTEST TWO GOALS FROM THE START OF A PERIOD, BOTH TEAMS:

0:43 Oilers at St. Louis, Feb. 23, 1988, 2nd period. Scorers: Steve Smith, Edmonton, 0:23; Tony McKegney, St. Louis 10:43. Edmonton won 6-4

FASTEST TWO GOALS FROM THE START OF A PERIOD, ONE TEAM:

Edmonton: 0:24 (NHL record) Oilers at Los Angeles, Mar. 28, 1982, 1st period. Scorers: Mark Messier 0:14; Dave Lumley 0:24. Edmonton won 6-2

Opposition: 0:41 Oilers vs. NY Islanders, Dec. 5, 84. Scorers: John Tonelli 0:25, 0:41. Edmonton won 6-4



CURRENT NHL INDIVIDUAL RECORDS ESTABLISHED OR TIED BY EDMONTON OILERS (REGULAR SEASON)

REGULAR SEASON RECORDS (24)

MOST GOALS, ONE SEASON:

92 Wayne Gretzky 1981-82

MOST GOALS, ONE SEASON, BY A DEFENCEMAN:

48 Paul Coffey 1985-86

MOST ASSISTS, ONE SEASON:

163 Wayne Gretzky 1985-86

MOST POINTS, ONE SEASON:

215 Wayne Gretzky 1985-86

MOST GAMES SCORING THREE-OR-MORE GOALS, ONE SEASON:

10 Wayne Gretzky 1981-82; 1983-84

HIGHEST ASSIST-PER-GAME AVERAGE, ONE SEASON

(35 or more)

2.04 Wayne Gretzky 1985-86

HIGHEST POINTS PER-GAME AVERAGE, ONE SEASON

(among players with 50 or more):

2.77 Wayne Gretzky 1983-84

MOST GOALS, ONE SEASON, INCLUDING PLAYOFFS:

100 Wayne Gretzky 1983-84

MOST ASSISTS, ONE SEASON, INCLUDING PLAYOFFS:

174 Wayne Gretzky 1985-86

MOST POINTS, ONE SEASON, INCLUDING PLAYOFFS:

255 Wayne Gretzky 1984-85

MOST GOALS ONE SEASON, BY A CENTRE:

92 Wayne Gretzky 1981-82

MOST ASSISTS ONE SEASON, BY A CENTRE:

163 Wayne Gretzky 1985-86

MOST POINTS ONE SEASON, BY A CENTRE:

215 Wayne Gretzky 1985-86

FASTEST TWO SHORTHANDED GOALS:

12 seconds Esa Tikkanen at Toronto, Nov. 12, 1988, 1st period.
Goals scored at 10:44 and 10:56

MOST GOALS, MINIMUM 50 GAMES, FROM THE START OF THE SEASON:

61 Wayne Gretzky 1981-82, 1983-84

LONGEST CONSECUTIVE POINT-SCORING STREAK:

51 games Wayne Gretzky 1983-84
Oct. 5, 1983 through Jan. 27, 1984

LONGEST CONSECUTIVE POINT-SCORING STREAK FROM THE START OF A SEASON:

51 games Wayne Gretzky 1983-84
Oct. 5, 1983 through Jan. 27, 1984

MOST ASSISTS, ONE GAME:

7 Wayne Gretzky
— Feb. 15, 1980 vs. Washington;
— Dec. 11, 1985 at Chicago
— Feb. 14, 1986 vs. Quebec (Ties NHL record)

MOST ASSISTS, ONE GAME, BY A DEFENCEMAN:

6 Paul Coffey
Mar. 14, 1986 vs. Detroit
(Ties NHL record)

MOST ASSISTS, ONE ROAD GAME:

7 Wayne Gretzky
Dec. 11, 1985 at Chicago (Ties NHL record)

MOST ASSISTS, ONE GAME, BY A PLAYER IN HIS FIRST NHL SEASON:

7 Wayne Gretzky
Feb. 15, 1980 vs. Washington

MOST POINTS, ONE GAME, BY A DEFENCEMAN:

8 Paul Coffey Mar. 14, 1986 vs. Detroit; 2 goals,
6 assists (Ties NHL record)

MOST GOALS, ONE PERIOD:

4 Wayne Gretzky Feb. 18, 1981, 3rd period, vs. St. Louis
(Ties NHL record)

MOST ASSISTS, ONE SEASON, BY A GOALTENDER:

14 Grant Fuhr 1983-84

ALL STAR GAME RECORDS (3)

MOST GOALS, ONE GAME:

4 Wayne Gretzky
1983 at Uniondale

MOST GOALS, ONE PERIOD:

4 Wayne Gretzky
1983 at Uniondale, 3rd period

MOST POINTS, ONE PERIOD:

4 Wayne Gretzky
1983 at Uniondale, 3rd period, 4 goals, 0 assists



EDMONTON OILERS REGULAR SEASON RECORDS INDIVIDUAL RECORDS

GAMES

MOST GAMES:

1037 Kevin Lowe, 1979-80 through 1991-92 & 1996-97 through 1997-98

MOST GAMES, INCLUDING PLAYOFFS:

1209 Kevin Lowe, 1979-80 through 1991-92, & 1996-97 through 1997-98, 1037 regular season games, 172 playoff games

MOST CONSECUTIVE GAMES:

518 Craig MacTavish, Oct. 12, 1986 through Jan. 2, 1993

MOST GAMES APPEARED IN BY A GOALTENDER, CAREER

449 Bill Ranford, 1987-88 through 1995-96

MOST CONSECUTIVE COMPLETE GAMES BY A GOALTENDER:

28 Dwayne Roloson, Feb. 8, 2009 through Apr. 7, 2009

GOALS

MOST GOALS:

583 Wayne Gretzky, in 9 seasons, 696 games

MOST GOALS, INCLUDING PLAYOFFS:

664 Wayne Gretzky, 583 regular season goals, 81 playoff goals

MOST GOALS, 50 GAMES FROM START OF SEASON

- 61 — Wayne Gretzky, 1981-82. Oct. 7, 1981 - Jan. 22, 1982. (80-game schedule)
— Wayne Gretzky, 1983-84. Oct. 5, 1983 - Jan. 25, 1983. (80-game schedule)

MOST GAMES SCORING THREE-OR-MORE GOALS

43 Wayne Gretzky, in 9 seasons: 30 three goal games, 9 four goal games, 4 five goal games (NHL record)

MOST GOALS, ONE SEASON:

92 Wayne Gretzky, 1981-82 (NHL record)

MOST GAMES SCORING AT LEAST THREE GOALS, ONE SEASON:

- 10 — Wayne Gretzky, 1981-82 (NHL record)
— Wayne Gretzky, 1983-84 (Ties NHL record)

HIGHEST GOALS PER-GAME AVERAGE (20 OR MORE GOALS), ONE SEASON:

1.15 Wayne Gretzky, 1981-82, 92 goals in 80 games

MOST GOALS, ONE SEASON, INCLUDING PLAYOFFS:

100 Wayne Gretzky, 1983-84, 87 goals in 74 regular season games, 13 goals in 19 playoff games (NHL record)

MOST GOALS, ONE SEASON, DEFENCEMAN:

48 Paul Coffey, 1985-86 (NHL record)

MOST GOALS, ONE SEASON, CENTRE:

92 Wayne Gretzky, 1981-82 (NHL record)

MOST GOALS, ONE SEASON, RIGHT WING:

71 Jari Kurri, 1984-85

MOST GOALS, ONE SEASON, LEFT WING:

50 Mark Messier, 1981-82

MOST GOALS, ONE SEASON, ROOKIE:

33 Jason Arnott, 1993-94

MOST GOALS, ONE SEASON, ROOKIE DEFENCEMAN:

13 Tom Gilbert, 2007-08

MOST GOALS, ONE GAME:

- Edmonton: 5 — Wayne Gretzky, vs. St. Louis, Feb. 18, 1981, Edmonton won 9-2
— Wayne Gretzky, vs. Philadelphia, December 30, 1981, Edmonton won 7-5
— Jari Kurri, vs. New Jersey, Nov. 19, 1983, Edmonton won 13-4
— Pat Hughes, vs. Calgary, February 3/84, Edmonton won 10-5
— Wayne Gretzky, at St. Louis, December 15/84, Edmonton won 8-2
— Wayne Gretzky, vs. Minnesota, December 6/87, Edmonton won 10-4

Opposition: 4 Has occurred 11 times in Oilers history. The most recent: Markus Naslund (VAN), at Edmonton, December 14, 2002. Vancouver won 6-3.

MOST GOALS, ONE GAME, BY A DEFENCEMAN:

Edmonton: 4 Paul Coffey, at Calgary, Dec. 26, 1984, Edmonton won 6-5

Opposition: 3 — Paul Reinhart (CGY), at Calgary, Nov. 24, 1986, Calgary won 6-5
— Kevin Hatcher (DAL), at Edmonton, Jan. 24, 1996, Dallas won 5-3

MOST GOALS, ONE ROAD GAME:

Edmonton: 5 Wayne Gretzky, at St. Louis, Dec. 15, 1984, Edmonton won 8-2

Opposition: 4 Markus Naslund (VAN), at Edmonton, Dec. 14, 2002. Vancouver won 6-3.

MOST GOALS, ONE PERIOD:

Edmonton: 4 Wayne Gretzky vs. St. Louis, Feb. 18, 1981, 3rd period. Edmonton won 9-2 (Ties NHL record)

Opposition: 3 — Miroslav Frycer (TOR), at Toronto, Jan. 8, 1986, 3rd period, Toronto won 11-9
— Paul Reinhart (CGY), at Calgary, Nov. 24, 1986, 1st period, Calgary won 6-5



ASSISTS

MOST ASSISTS:

1086 Wayne Gretzky, in 9 seasons, 696 games

MOST ASSISTS, INCLUDING PLAYOFFS:

1257 Wayne Gretzky, 1086 regular season assists, 171 playoff assists

MOST ASSISTS, ONE SEASON:

163 Wayne Gretzky, 1985-86 (NHL record)

HIGHEST ASSISTS-PER-GAME AVERAGE (35 OR MORE ASSISTS), ONE SEASON:

2.04 Wayne Gretzky, 1985-86, 163 assists in 80 games (NHL record)

MOST ASSISTS ONE SEASON, INCLUDING PLAYOFFS:

174 Wayne Gretzky, 1985-86, 163 assists in 80 regular season games, 11 assists in 10 playoff games (NHL record)

MOST ASSISTS, ONE SEASON, DEFENCEMAN:

90 Paul Coffey, 1985-86

MOST ASSISTS, ONE SEASON, CENTRE:

163 Wayne Gretzky, 1985-86 (NHL record)

MOST ASSISTS, ONE SEASON, RIGHT WING:

67 Glenn Anderson, 1981-82

MOST ASSISTS, ONE SEASON, LEFT WING:

64 Mark Messier, 1983-84

MOST ASSISTS, ONE SEASON, ROOKIE:

43 Jari Kurri, 1980-81

MOST ASSISTS, ONE SEASON, ROOKIE DEFENCEMAN:

29 Risto Siltanen, 1979-80

MOST ASSISTS/ POINTS, ONE SEASON, GOALTENDER:

14 Grant Fuhr, 1983-84 (NHL record)

MOST ASSISTS, ONE GAME:

Edmonton: 7 — Wayne Gretzky, vs. Washington, Feb. 15, 1980, Edmonton won 8-2 (Ties NHL record)
— Wayne Gretzky, at Chicago, Dec. 11, 1985, Edmonton won 12-9 (Ties NHL record)
— Wayne Gretzky, vs. Quebec, Feb. 14, 1986, Edmonton won 8-2 (Ties NHL record)

Opposition: 6 Gary Suter (CGY) at Calgary, Apr. 4, 1986, Calgary won 9-3

MOST ASSISTS, ONE ROAD GAME:

Edmonton: 7 Wayne Gretzky, at Chicago, Dec. 11, 1985, Edmonton won 12-9 (Ties NHL record)

Opposition: 5 Mario Lemieux (PIT), at Edmonton, Jan. 21, 1989. Pittsburgh won 7-4

MOST ASSISTS, ONE GAME, BY A DEFENCEMAN:

Edmonton: 6 Paul Coffey, vs. Detroit, Mar. 14, 1986. Edmonton won 12-3

Opposition: 6 Gary Suter (CGY), at Calgary, Apr. 4, 1986. Calgary won 9-3

MOST ASSISTS, ONE PERIOD:

Edmonton: 4 — Wayne Gretzky, vs. Montreal, Feb. 4, 1983, 1st period. Edmonton won 7-3
— Jari Kurri, at Winnipeg, Oct. 7, 1983 2nd period. Edmonton won 8-6
— Mark Messier, vs. Minnesota, Jan. 4, 1984, 2nd period. Edmonton won 12-8
— Wayne Gretzky, vs. Los Angeles, Oct. 26, 1984, 2nd period. Edmonton won 8-2
— Wayne Gretzky, vs. Quebec, Oct. 15, 1986, 3rd period. Edmonton won 5-2
— Wayne Gretzky, vs. Toronto, Feb. 18, 1987, 2nd period. Edmonton won 9-2
— Wayne Gretzky, at St. Louis, Nov. 14, 1987, 3rd period. Edmonton won 6-5 (OT)
— Wayne Gretzky, vs. Philadelphia, Mar. 4, 1988, 1st period. Edmonton won 7-4
— Wayne Gretzky, at Winnipeg, Mar. 7, 1988, 2nd period. Edmonton won 6-0
— Shawn Horcoff, vs. Detroit, Nov. 17, 2005, 3rd period. Edmonton won 6-5 OT

Opposition: 4 Gary Suter (CGY), at Calgary, April 4, 1986. Calgary won 9-3

POINTS

MOST POINTS:

1669 Wayne Gretzky, in 9 seasons, 696 games (583 goals, 1086 assists)

MOST POINTS, INCLUDING PLAYOFFS:

1921 Wayne Gretzky, 1, 669 regular season, 252 playoff points

MOST POINTS, ONE SEASON:

215 Wayne Gretzky, 1985-86, (52 goals, 163 assists) (NHL record)

HIGHEST POINTS-PER-GAME AVERAGE (50 OR MORE POINTS), ONE SEASON:

2.69 Wayne Gretzky, 1985-86, 215 points in 80 games

MOST POINTS, ONE SEASON, INCLUDING PLAYOFFS:

255 Wayne Gretzky, 1984-85, 208 regular season (73 goals, 135 assists), 47 playoff points (17 goals, 30 assists) (NHL record)

MOST POINTS, ONE SEASON, DEFENCEMAN:

138 Paul Coffey, 1985-86

MOST POINTS, ONE SEASON, CENTRE:

215 Wayne Gretzky, 1985-86 (NHL record)



MOST POINTS ONE SEASON, RIGHT WING:

135 Jari Kurri, 1984-85

MOST POINTS, ONE SEASON, LEFT WING:

106 Mark Messier, 1982-83

MOST POINTS, ONE SEASON, ROOKIE:

75 Jari Kurri, 1980-81

MOST POINTS, ONE SEASON, ROOKIE DEFENCEMAN:

33 Tom Gilbert, 2007-08 (13 goals, 20 assists)

MOST POINTS, ONE GAME:

Edmonton: 8 — Wayne Gretzky, vs. New Jersey, Nov. 19, 1983, 3 goals, 5 assists. Edmonton won 13-4
— Wayne Gretzky, vs. Minnesota, Jan. 4, 1984, 4 goals, 4 assists. Edmonton won 12-8
— Paul Coffey, vs. Detroit, Mar. 14, 1986, 2 goals, 6 assists. Edmonton won 12-3
— Sam Gagner, vs. Chicago, Feb. 2, 2012, 4 goals, 4 assists. Edmonton won 8-4

Opposition: 7 — Mario Lemieux (PIT), at Edmonton, Jan. 21, 1989, 2 goals, 5 assists. Pittsburgh won 7-4
— Sergei Makarov (CGY), at Calgary, Feb. 25, 1990, 2 goals, 5 assists. Calgary won 10-4

MOST POINTS, ONE ROAD GAME:

Edmonton: 7 — Wayne Gretzky at Winnipeg, Nov. 6, 1983, 4 goals, 3 assists. Edmonton won 8-5
— Wayne Gretzky at Chicago, Dec. 11, 1985, 0 goals, 7 assists. Edmonton won 12-9

Opposition: 7 Mario Lemieux (PIT), at Edmonton, Jan. 21, 1989, 2 goals, 5 assists. Pittsburgh won 7-4

MOST POINTS, ONE GAME BY A DEFENCEMAN:

Edmonton: 8 Paul Coffey, vs. Detroit, Mar. 14, 1986, 2 goals, 6 assists. Edmonton won 12-3 (Ties NHL record)

Opposition: 6 Gary Suter (CGY), at Calgary, Apr. 4, 1986, 0 goals, 6 assists. Calgary won 9-3

MOST POINTS, ONE PERIOD:

Edmonton: 5 Jari Kurri, vs. Los Angeles, Oct. 26, 1984, 2nd period, 2 goals, 3 assists. Edmonton won 8-2

Opposition: 4 — Peter Stastny (QUE), at Quebec, Dec. 2, 1981, 2nd period, 2 goals, 2 assists. Quebec won 9-8
— Phil Housley (BUF), at Buffalo, Oct. 17, 1982, 1st period, 1 goal, 3 assists. Buffalo won 6-4
— Sergei Makarov (CGY), at Calgary, Feb. 25, 1990, 3rd period, 1 goal, 3 assists. Calgary won 10-4

PENALTIES

MOST PENALTIES, ONE GAME:

Edmonton: 7 Lee Fogolin, at Detroit, Mar. 22, 1981, 3 minors, 1 major, 1 10-minute misconduct, 1 game misconduct, 1 gross misconduct

Opposition: 9 Russ Anderson, at Pittsburgh, Jan. 19, 1980, 3 minors, 3 majors, 3 game misconducts

MOST PENALTIES, ONE PERIOD:

Edmonton: 7 — Lee Fogolin, at Detroit, Mar. 22, 1981 3rd period, 3 minors, 1 major, 1 10-minute misconduct, 1 game misconduct, 1 gross misconduct
— Dave Semenko, at Calgary, Nov. 14, 1984, 3rd period, 3 minors, 1 match, 1 game misconduct

Opposition: 8 Russ Anderson, at Pittsburgh, Jan. 19, 1980, 2nd period, 3 minors, 2 majors, 3 game misconducts

PENALTY MINUTES

MOST PENALTY MINUTES:

1747 Kelly Buchberger, in 795 games, 1987-88 through 1998-99

MOST PENALTY MINUTES INCLUDING PLAYOFFS:

1863 Kelly Buchberger, 1747 regular season & 116 playoff penalty minutes

MOST PENALTY MINUTES, ONE SEASON:

286 Steve Smith, 1987-88

MOST PENALTY MINUTES, ONE SEASON DEFENCEMAN:

286 Steve Smith, 1987-88

MOST PENALTY MINUTES, ONE SEASON, CENTRE:

281 Kevin McClelland, 1987-88

MOST PENALTY MINUTES, ONE SEASON, RIGHT WING:

265 Marty McSorley, 1985-86

MOST PENALTY MINUTES, ONE SEASON, LEFT WING:

234 Kelly Buchberger, 1988-89

MOST PENALTY MINUTES, ONE SEASON GOALTENDER:

20 Curtis Joseph, 1996-97

MOST PENALTY MINUTES, ONE SEASON, ROOKIE:

234 Kelly Buchberger, 1988-89

MOST PENALTY MINUTES, ONE GAME:

Edmonton: 42 Dave Semenko, vs. Vancouver, Mar. 13, 1982, 1 minor, 2 majors, 1 match penalty, 2 10-minute misconducts

Opposition: 51 Russ Anderson, at Pittsburgh, Jan. 19, 1980, 3 minors, 3 majors, 3 game misconducts



MOST PENALTY MINUTES, ONE PERIOD:

Edmonton: 41 Lee Fogolin, at Detroit, Mar. 28, 1981, 3rd period, 3 minors, 1 major, 1 10-minute misconduct, 1 game misconduct, 1 gross misconduct

Opposition: 46 Russ Anderson, at Pittsburgh, Jan. 19, 1980, 2nd period, 3 minors, 3 majors, 3 game misconducts

MULTIPLE GOAL AND POINT SEASONS

MOST 20-OR-MORE GOAL SEASONS:

10 Jari Kurri, 1980-81 through 1989-90

MOST CONSECUTIVE 20-OR-MORE GOAL SEASONS:

10 Jari Kurri, 1980-81 through 1989-90

MOST 30-OR-MORE GOAL SEASONS:

10 Jari Kurri, 1980-81 through 1989-90

MOST CONSECUTIVE 30-OR-MORE GOAL SEASONS:

10 Jari Kurri, 1980-81 through 1989-90

MOST 40-OR-MORE GOAL SEASONS:

9 Wayne Gretzky, 1979-80 through 1987-88

MOST CONSECUTIVE 40-OR-MORE GOAL SEASONS:

9 Wayne Gretzky, 1979-80 through 1987-88

MOST 50-OR-MORE GOAL SEASONS:

8 Wayne Gretzky, 1979-80 through 1986-87

MOST CONSECUTIVE 50-OR-MORE GOAL SEASONS:

8 Wayne Gretzky, 1979-80 through 1986-87

MOST 100-OR-MORE POINT SEASONS:

9 Wayne Gretzky, 1979-80 through 1987-88

MOST CONSECUTIVE 100-OR-MORE POINT SEASONS:

9 Wayne Gretzky, 1979-80 through 1987-88

SHUTOUTS POWERPLAY AND SHORTHANDED GOALS, SHOTS ON GOAL

MOST SHUTOUTS BY A GOALTENDER, CAREER:

23 Tommy Salo in 334 games over six seasons, 1998-99 through 2003-04

MOST SHUTOUTS, ONE SEASON, GOALTENDER:

- 8 — Curtis Joseph, 1997-98
- Tommy Salo, 2000-01

MOST POWERPLAY GOALS, ONE SEASON:

- 20 — Wayne Gretzky, 1983-84
- Ryan Smyth, 1996-97

MOST POWERPLAY GOALS, ONE GAME

- Edmonton: 3 — Glenn Anderson, vs. Chicago, Mar. 20, 1985. Edmonton won 6-4.
- Glenn Anderson, vs. Toronto, Nov. 19, 1988. Edmonton won 9-1

MOST SHORTHANDED GOALS, ONE SEASON:

12 Wayne Gretzky, 1983-84

MOST SHORTHANDED GOALS, ONE GAME:

Edmonton: 2 Accomplished 13 times in Oilers history. Most recent: Ethan Moreau, Edmonton at Philadelphia, Dec. 8, 2005. Edmonton won 3-2

- Opposition: 2 — Darryl Sutter (CHI), at Chicago, Oct. 18, 1981. Chicago won 7-5
- Dave Christian (WAS), at Washington, Nov. 12, 1985. Washington won 5-2
- Russ Courtnall (VAN) at Vancouver, Apr. 22, 1995. Vancouver won 6-1

MOST SHORTHANDED GOALS, ONE PERIOD:

- Edmonton: 2 — Wayne Gretzky, Edmonton at Calgary, Mar. 25, 1982, 2nd period. Edmonton won 7-2
- Pat Hughes, Edmonton at St. Louis, Jan. 11, 1983, 2nd period. Edmonton won 7-5
- Paul Coffey, Edmonton vs. Quebec, Feb. 14, 1986, 3rd period. Edmonton won 8-2
- Mark Messier, Edmonton at Detroit, Mar. 25, 1986, 2nd period. Edmonton won 7-2
- Esa Tikkanen, Edmonton at Toronto, Nov. 12, 1988, 1st period. Edmonton won 6-2.

Opposition: 2 Dave Christian (WAS), at Washington, Nov. 12, 1985, 3rd period. Washington won 5-2

MOST SHOTS ON GOAL, ONE SEASON:

369 Wayne Gretzky, 1981-82

SHOOTOUTS — SKATERS MOST SHOOTOUTS, CAREER

58 Ales Hemsky

MOST SHOOTOUT GOALS, CAREER

- 20 — Alex Hemsky
- Jordan Eberle

MOST DECIDING GOALS, CAREER

9 Sam Gagner

HIGHEST SCORING PERCENTAGE, CAREER

60.0 Ryan Potulny (3-5)

MOST SHOOTOUTS, ONE SEASON

17 Sam Gagner, 2007-08 (5-17)

MOST GOALS, ONE SEASON

- 6 — Sam Gagner, 2011-12 (6-9)
- Ales Hemsky, 2007-08 (6-16)

MOST DECIDING GOALS, ONE SEASON

- 4 — Sam Gagner, 2007-08
- Ales Hemsky, 2007-08

HIGHEST SCORING PERCENTAGE, ONE SEASON

(Minimum 3 Attempts)

- 71.4 — Shawn Horcoff, 2007-08 (5-7)
- Jordan Eberle, 2013-14 (5-7)



GOALTENDERS

MOST SHOOTOUTS, CAREER

26 Dwayne Roloson

MOST SHOOTOUT WINS, CAREER

13 Dwayne Roloson

MOST SHOOTOUT LOSSES, CAREER

13 Dwayne Roloson

HIGHEST WINNING PERCENTAGE IN SHOOTOUTS, CAREER

1.000 Mathieu Garon (11-0)

MOST SHOOTOUT ATTEMPTS FACED, CAREER

94 Dwayne Roloson

MOST SHOOTOUT SAVES, CAREER

66 Dwayne Roloson

MOST SHOOTOUT GOALS ALLOWED, CAREER

28 Dwayne Roloson

HIGHEST SAVE PERCENTAGE IN SHOOTOUTS, CAREER

(min. five shots faced)

1.000 Anders Nilsson

.914 Mathieu Garon

MOST SHOOTOUTS, ONE SEASON

10 Mathieu Garon, 2007-08

MOST SHOOTOUT WINS, ONE SEASON

10 Mathieu Garon, 2007-08

MOST SHOOTOUT LOSSES, ONE SEASON

6 Devan Dubnyk, 2010-11

HIGHEST WINNING PERCENTAGE IN SHOOTOUTS, ONE SEASON

(minimum of three shootout decisions)

1.000 Mathieu Garon, 2007-08 (10-0)

.714 Devan Dubnyk, 2011-12 (5-2)

.714 Mike Morrison, 2005-06 (5-2)

MOST SHOOTOUT ATTEMPTS FACED, ONE SEASON

38 Ben Scrivens, 2014-15

MOST SHOOTOUT SAVES, ONE SEASON

30 Mathieu Garon, 2007-08

MOST SHOOTOUT GOALS ALLOWED, ONE SEASON

12 Nikolai Khabibulin, 2011-12

HIGHEST SHOOTOUT SAVE PERCENTAGE, ONE SEASON

1.000 Jeff Deslauriers, 2008-09 (3-3)

.938 Mathieu Garon, 2007-08 (30-32)

REAL TIME SCORING STATISTICS

HIGHEST TIME-ON ICE AVERAGE, ONE SEASON:

27:59 Chris Pronger, 2005-06

HIGHEST TIME-ON ICE AVERAGE, FORWARD ONE SEASON:

22:08 Doug Weight, 2000-01

MOST HITS, ONE SEASON:

260 Jason Smith, 1999-00

MOST BLOCKED SHOTS, ONE SEASON:

228 Jason Smith, 2006-07

MOST TAKEAWAYS, ONE SEASON:

83 Todd Marchant, 2001-02

HIGHEST FACEOFF WINNING PERCENTAGE, ONE SEASON:

58.01 Todd Marchant, 2002-03 (Won 775 of 1336 faceoffs.)

MOST FACEOFFS, ONE SEASON:

1756 Shawn Horcoff, 2008-09

MOST FACEOFFS WON, ONE SEASON:

947 Shawn Horcoff, 2008-09

MOST TIME-ON ICE, ONE GAME:

33:55 Joni Pitkainen, Jan. 24, 2008 at Florida. Edmonton won 4-3 (SO)

MOST TIME-ON ICE, ONE GAME (NO OVERTIME)

33:47 Janne Niinimaa, Apr. 7, 2001 at Vancouver. Edmonton won 4-2

MOST HITS ONE GAME:

13 Adam Larsson, Nov. 13, 2017 vs. New Jersey. Edmonton won 6-3 (NEW)

MOST BLOCKED SHOTS, ONE GAME:

11 Jason Smith, Nov. 28, 2006 vs. Anaheim. Edmonton lost 3-2 OT.

MOST TAKEAWAYS, ONE GAME:

- 7
- Shawn Horcoff, Nov. 7, 2006 at Montreal. Edmonton lost 3-2 SO.
 - Connor McDavid, Jan. 25, 2018 vs. Calgary. Edmton won 4-3 SO. (NEW)

HIGHEST FACEOFF WINNING PERCENTAGE, ONE GAME

(min. 10 faceoffs taken):

95.5 Jarret Stoll, Feb. 4, 2006 vs. Vancouver. Edmonton won 3-1. (Won 21 of 22 faceoffs.)

MOST FACEOFFS, ONE GAME:

36 Mike Comrie, Nov. 9, 2002 at New Jersey. Edmonton won 6-3.

MOST FACEOFFS WON, ONE GAME:

24 Doug Weight, Mar. 28, 1999 vs. San Jose. Edmonton won 5-2.



STREAKS

LONGEST UNDEFEATED STREAK BY A GOALTENDER:

12 games Grant Fuhr, Oct. 21, 1981 through Jan. 13, 1982, 15 wins, 8 ties

LONGEST CONSECUTIVE GOAL-SCORING STREAK:

12 games Dave Lumley, Nov. 21, 1981 through Dec. 16, 1981, 15 goals

LONGEST CONSECUTIVE ASSIST-SCORING STREAK:

17 games — Wayne Gretzky, Nov. 26, 1983 through Jan. 4, 1984, 38 assists during streak
— Paul Coffey, Nov. 27, 1985 through Jan. 2, 1986, 27 assists during streak

LONGEST CONSECUTIVE POINT-SCORING STREAK:

51 games Wayne Gretzky, Oct. 5, 1983 through Jan. 27, 1984, 61 goals, 92 assists, 153 points during streak (NHL record)

LONGEST SHUTOUT SEQUENCE BY A GOALTENDER:

192:53 Tommy Salo shutout Minnesota for final 29:58 on Mar. 2, 2001, shut out Toronto for 60:00 on Mar. 7, 2001, Buffalo for 60:00 on Mar. 9, 2001 and Carolina for initial 42:55 on Mar. 11, 2001.

FASTEST GOALS

FASTEST OPENING GOAL:

Edmonton: 0:08 Wayne Gretzky, at NY Rangers, Dec. 14, 1983, Edmonton won 9-4

Opposition: 0:08 Tim Kerr (PHI), at Philadelphia, Mar. 7, 1989, Edmonton tied Philadelphia 4-4 (OT)

FASTEST GOAL FROM THE START OF A PERIOD:

Edmonton: 0:06 Glenn Anderson, vs. Los Angeles, Mar. 17, 1984, 3rd period, Edmonton won 9-1

Opposition: 0:08 — Butch Goring (NYI), at NY Islanders, Nov. 16, 1982, 2nd period, New York won 4-2
— Larry Robinson (MTL), at Montreal, Feb. 14, 1982, 2nd period, Montreal won 4-2
— Ron Francis (HFD), at Hartford, Feb. 12, 1984, 3rd period, Hartford won 11-0
— Bob Gainey (MTL), at Montreal, Jan. 11, 1986, 3rd period, Edmonton won 6-3
— Tim Kerr (PHI), at Philadelphia Mar. 7, 1989, 1st period. Edmonton tied Philadelphia 4-4 (OT)

FASTEST TWO GOALS, ONE PLAYER:

Edmonton: 0:09 Wayne Gretzky, vs. St. Louis, Feb. 18, 1981 Goals: 3rd period 5:49, 5:58, Edmonton won 9-2

Opposition: 0:04 Deron Quint (WPG), at Winnipeg, Dec. 15, 1995. Goals: 2nd period - 7:51, 7:55. Winnipeg won 9-4 (Ties NHL Record)

FASTEST TWO SHORTHANDED GOALS, ONE PLAYER:

Edmonton: 0:12 Esa Tikkanen, at Toronto, Nov. 12, 1988. Goals: 1st period - 10:44, 10:56. Edmonton won 6-2 (NHL record)

Opposition: 0:58 Tobias Rieder (ARI), at Edmonton, Dec. 1, 2014. Goals: 2nd period - 0:36, 1:34. Phoenix/ Arizona won 5-2.

FASTEST THREE GOALS, ONE PLAYER:

Edmonton: 2:01 Ryan Smyth vs. San Jose, Oct. 12, 2006. Goals: 3rd period, 4:05, 4:19, 6:06. Edmonton won 9-2.

Opposition: 5:42 Paul Reinhart (CGY), at Calgary, Nov. 24, 1986. Goals 1st period, 6:01, 11:02, 11:43, Calgary won 6-5

FASTEST FOUR GOALS, ONE PLAYER:

Edmonton: 7:58 Wayne Gretzky vs. St. Louis, Feb. 18, 1981. Goals: 3rd period - 5:49, 5:58, 8:07, 13:47, Edmonton won 9-2

Opposition: 36:08 Mike Bossy (NYI), at Long Island, March 3, 1981. Goals: 1st period - 12:26, 2nd period - 13:35, 15:37, 3rd period - 8:34, Teams tied 8-8

FASTEST FIVE GOALS, ONE PLAYER:

Edmonton: 29:03 Wayne Gretzky, vs. St. Louis, Feb. 18, 1981. Goals: 2nd period 4:44, 3rd period - 5:49, 5:58, 8:07, 13:47, Edmonton won 9-2

Opposition: Not applicable Has not occurred in Oilers history

FASTEST ASSISTS

FASTEST THREE ASSISTS:

Edmonton: 1:48 Wayne Gretzky, vs. Washington, Feb. 15, 1980. Goals: 3rd period Dave Semenko 13:14, Bobby Schmautz 14:04, Blair MacDonald 15:02. Edmonton won 8-2

Opposition: 4:04 Jeremy Roenick (CHI), at Edmonton, Feb. 1, 1995. Goals: 1st period - Joe Murphy 4:27, Patrick Poulin 5:52 and 8:31. Chicago won 7-0

FASTEST FOUR ASSISTS:

Edmonton: 4:38 Wayne Gretzky, at Winnipeg, Mar. 7, 1988. Goals: 2nd period Esa Tikkanen 9:38, Craig Simpson 10:38, Mark Messier 13:46, Craig Simpson 14:16. Edmonton won 6-0

Opposition: 24:04 Stan Smyl (VAN), at Vancouver, April 1, 1980. Goals: 2nd period - Dave Williams 5:26, Ivan Boldirev 18:01, 3rd period - Thomas Gradin 6:27, Curt Fraser 9:30, Vancouver won 5-0

FASTEST FIVE ASSISTS:

Edmonton: 16:38 Wayne Gretzky, vs. Quebec, Feb. 14, 1986. Goals: 2nd period Dave Semenko 17:03, 3rd period Paul Coffey 1:16, Jari Kurri 2:32, Craig MacTavish 12:59, Paul Coffey 13:41, Oilers won 8-2

Opposition: Not applicable Has not occurred in Oilers history



OILER SEASON OPENERS - 1979-80 TO 2017-18

OVERALL: 21-13-4 HOME: 17-8-3 AWAY: 4-5-1

SEASON	DATE	VENUE	RESULT				
1979-80	10/10/79	AWAY	Edmonton	2	Chicago	4	L
1980-81	10/10/80	HOME	Edmonton	4	Quebec	7	L
1981-82	10/7/81	HOME	Edmonton	7	Colorado (New Jersey)	4	W
1982-83	10/5/82	HOME	Edmonton	7	Calgary	5	W
1983-84	10/5/83	HOME	Edmonton	5	Toronto	4	W
1984-85	10/11/84	AWAY	Edmonton	2	Los Angeles	2	T (OT)
1985-86	10/10/85	HOME	Edmonton	4	Winnipeg (Arizona)	3	W
1986-87	10/9/86	AWAY	Edmonton	1	Philadelphia	2	L
1987-88	10/9/87	HOME	Edmonton	1	Detroit	4	L
1988-89	10/7/88	HOME	Edmonton	5	NY Islanders	1	W
1989-90	10/5/89	AWAY	Edmonton	4	Vancouver	1	W
1990-91	10/6/90	HOME	Edmonton	3	Winnipeg (Arizona)	3	T (OT)
1991-92	10/4/91	AWAY	Edmonton	2	Calgary	9	L
1992-93	10/6/92	HOME	Edmonton	4	Vancouver	5	L
1993-94	10/6/93	HOME	Edmonton	3	San Jose	2	W
1994-95	1/20/95	HOME	Edmonton	2	Anaheim	1	W
1995-96	10/8/95	HOME	Edmonton	1	Detroit	3	L
1996-97	10/4/96	HOME	Edmonton	4	Buffalo	3	W
1997-98	10/1/97	AWAY	Edmonton	5	San Jose	3	W
1998-99	10/10/98	HOME	Edmonton	1	Los Angeles	2	L
1999-00	10/1/99	HOME	Edmonton	1	NY Rangers	1	T (OT)
2000-01	10/6/00	HOME	Edmonton	2	Detroit	1	W
2001-02	10/3/01	AWAY	Edmonton	0	Calgary	1	L
2002-03	10/10/02	HOME	Edmonton	2	Philadelphia	2	T (OT)
2003-04	10/9/03	HOME	Edmonton	5	San Jose	2	W
2005-06	10/5/05	HOME	Edmonton	4	Colorado	3	W
2006-07	10/5/06	HOME	Edmonton	3	Calgary	1	W
2007-08	10/4/07	HOME	Edmonton	3	San Jose	2	W (SO)
2008-09	10/12/08	HOME	Edmonton	3	Colorado	2	W
2009-10	10/3/09	HOME	Edmonton	3	Calgary	4	L
2010-11	10/7/10	HOME	Edmonton	4	Calgary	0	W
2011-12	10/9/11	HOME	Edmonton	2	Pittsburgh	1	W (SO)
2012-13	1/20/13	AWAY	Edmonton	3	Vancouver	2	W (SO)
2013-14	10/1/13	HOME	Edmonton	4	Winnipeg	5	L
2014-15	10/9/14	HOME	Edmonton	2	Calgary	5	L
2015-16	10/8/15	AWAY	Edmonton	1	St. Louis	3	L
2016-17	10/12/16	HOME	Edmonton	7	Calgary	4	W
2017-18	10/4/17	HOME	Edmonton	3	Calgary	0	W



OILERS HOME OPENERS – 1979-80 TO 2017-18 (21-13-5-0)

DATE	RESULT	W	L	T	OTL
October 13, 1979	Detroit 3 at Edmonton 3	0	0	1	0
October 10, 1980	Quebec 7 at Edmonton 4	0	1	1	0
October 7, 1981	Colorado 4 at Edmonton 7	1	1	1	0
October 5, 1982	Calgary 5 at Edmonton 7	2	1	1	0
October 5, 1983	Toronto 4 at Edmonton 5	3	1	1	0
October 12, 1984	St. Louis 1 at Edmonton 5	4	1	1	0
October 10, 1985	Winnipeg 3 at Edmonton 4	5	1	1	0
October 15, 1986	Quebec 2 at Edmonton 5	6	1	1	0
October 9, 1987	Detroit 4 at Edmonton 1	6	2	1	0
October 7, 1988	Islanders 1 at Edmonton 5	7	2	1	0
October 11, 1989	Vancouver 5 at Edmonton 2	7	3	1	0
October 6, 1990	Winnipeg 3 at Edmonton 3 (OT)	7	3	2	0
October 6, 1991	Los Angeles 2 at Edmonton 2 (OT)	7	3	3	0
October 6, 1992	Vancouver 5 at Edmonton 4	7	4	3	0
October 6, 1993	San Jose 2 at Edmonton 3	8	4	3	0
January 20, 1995	Anaheim 1 at Edmonton 2	9	4	3	0
October 8, 1995	Detroit 3 at Edmonton 1	9	5	3	0
October 4, 1996	Buffalo 3 at Edmonton 4	10	5	3	0
October 3, 1997	Detroit 8 at Edmonton 2	10	6	3	0
October 10, 1998	Los Angeles 2 at Edmonton 1	10	7	3	0
October 1, 1999	NY Rangers 1 at Edmonton 1 (OT)	10	7	4	0
October 6, 2000	Detroit 1 at Edmonton 2	11	7	4	0
October 6, 2001	Phoenix 2 at Edmonton 6	12	7	4	0
October 10, 2002	Philadelphia 2 at Edmonton 2 (OT)	12	7	5	0
October 9, 2003	San Jose 2 at Edmonton 5	13	7	5	0
October 5, 2005	Colorado 3 at Edmonton 4	14	7	5	0
October 5, 2006	Calgary 1 at Edmonton 3	15	7	5	0
October 4, 2007	San Jose 2 at Edmonton 3 (SO)	16	7	5	0
October 12, 2008	Colorado 2 at Edmonton 3	17	7	5	0
October 3, 2009	Calgary 4 at Edmonton 3	17	8	5	0
October 7, 2010	Calgary 0 at Edmonton 4	18	8	5	0
October 9, 2011	Pittsburgh 1 at Edmonton 2 (SO)	19	8	5	0
January 22, 2013	San Jose 6 at Edmonton 3	19	9	5	0
October 1, 2013	Winnipeg 5 at Edmonton 4	19	10	5	0
October 9, 2014	Calgary 5 at Edmonton 2	19	11	5	0
October 15, 2015	St. Louis 4 at Edmonton 2	19	12	5	0
October 12, 2016	Calgary 4 at Edmonton 7	20	12	5	0
October 4, 2017	Calgary 0 at Edmonton 3	21	13	5	0

EDMONTON OILERS JERSEY RETIREMENT GAMES – 1979-80 TO 2017-18

PLAYER	NO	DATE	OPPONENT	RESULT
Al Hamilton	3	October 10, 1980	Quebec Nordiques	4-7 L
Wayne Gretzky	99	October 1, 1999	New York Rangers	1-1 T (OT)
Jari Kurri	17	October 6, 2001	Phoenix Coyotes	6-2 W
Grant Fuhr	31	October 9, 2003	San Jose Sharks	5-2 W
Paul Coffey	7	October 18, 2005	Phoenix Coyotes	3-4 OTL
Mark Messier	11	February 27, 2007	Phoenix Coyotes	L 0-3
Glenn Anderson	9	January 18, 2009	Phoenix Coyotes	W 6-3
Glen Sather	NA	December 11, 2015	New York Rangers	W 7-5



EDMONTON OILERS RECORD IN AFTERNOON GAMES - 1979-80 TO 2017-18

SEASON	HOME				ROAD				GP	W	OVERALL				PCT.
	W	L	T	OTL	W	L	T	OTL			L	T	OTL		
1979-80	0	1	0	-	0	0	1	-	2	0	1	1	-	0.250	
1980-81	0	1	0	-	3	1	0	-	5	3	2	0	-	0.600	
1981-82	NO AFTERNOON GAMES														
1982-83	0	1	0	-	0	0	0	-	1	0	1	0	-	0.000	
1983-84	1	0	0	-	0	3	0	-	4	1	3	0	-	0.250	
1984-85	0	0	0	-	1	0	0	-	1	1	0	0	-	1.000	
1985-86	0	0	0	-	1	0	0	-	1	1	0	0	-	1.000	
1986-87	0	0	0	-	1	1	0	-	2	1	1	0	-	0.500	
1987-88	0	0	0	-	1	1	0	-	2	1	1	0	-	0.500	
1988-89	0	1	0	-	0	2	1	-	4	0	3	1	-	0.125	
1989-90	0	0	0	-	2	2	0	-	4	2	2	0	-	0.500	
1990-91	0	0	0	-	2	1	0	-	3	2	1	0	-	0.667	
1991-92	2	0	0	-	2	3	0	-	7	4	3	0	-	0.571	
1992-93	0	3	0	-	1	2	0	-	6	1	5	0	-	0.167	
1993-94	1	1	1	-	1	4	0	-	8	2	5	1	-	0.313	
1994-95	2	0	0	-	0	2	0	-	4	2	2	0	-	0.500	
1995-96	0	1	0	-	0	2	0	-	3	0	3	0	-	0.000	
1996-97	0	1	0	-	2	3	0	-	6	2	4	0	-	0.333	
1997-98	0	1	0	-	0	1	0	-	2	0	2	0	-	0.000	
1998-99	1	0	1	-	0	2	0	-	4	1	2	1	-	0.375	
1999-00	0	0	0	0	1	1	1	0	3	1	1	1	0	0.500	
2000-01	0	0	0	0	2	0	1	0	3	2	0	1	0	0.833	
2001-02	0	0	0	0	2	1	1	0	4	2	1	1	0	0.625	
2002-03	0	0	0	0	1	2	1	0	4	1	2	1	0	0.375	
2003-04	0	0	0	0	1	0	1	1	3	1	0	1	1	0.667	
2004-05	SEASON CANCELLED - NHL LOCKOUT														
2005-06	1	0	0	1	0	0	0	0	2	1	0	0	1	0.750	
2006-07	0	0	0	0	1	3	0	0	4	1	3	0	0	0.250	
2007-08	1	0	0	0	2	0	0	0	3	3	0	0	0	1.000	
2008-09	0	1	0	0	4	2	0	1	8	4	3	0	1	0.563	
2009-10	0	0	0	0	2	3	0	0	5	2	3	0	0	0.400	
2010-11	1	1	0	0	0	2	0	1	5	1	3	0	1	0.300	
2011-12	0	1	0	0	3	2	0	1	7	3	3	0	1	0.500	
2012-13	1	0	0	0	0	3	0	0	4	1	3	0	0	0.250	
2013-14	0	0	0	0	2	3	0	1	6	2	3	0	1	0.417	
2014-15	0	0	0	0	0	2	0	0	2	0	2	0	0	0.000	
2015-16	1	0	0	0	0	2	0	0	3	1	2	0	0	0.333	
2016-17	0	1	0	0	2	0	0	0	3	2	1	0	0	0.667	
2017-18	0	1	0	0	3	5	0	0	9	3	6	0	0	0.333	
TOTALS	12	16	2	1	43	61	7	5	147	55	77	9	6	0.425	



EDMONTON OILERS HOME AFTERNOON GAMES – 1979-80 TO 2017-18

DATE	OPPONENT	SC	RESULT	W	RECORD			OTL
					L	T		
November 11, 1979	Toronto	3-6	L	0	1	0		0
November 9, 1980	St. Louis	3-6	L	0	2	0		0
October 31, 1982	Vancouver	2-3	L	0	3	0		0
March 25, 1984	Winnipeg	3-2	W	1	3	0		0
February 5, 1989	New Jersey	2-4	L	1	4	0		0
December 1, 1991	Vancouver	7-0	W	2	4	0		0
February 2, 1992	Quebec	8-2	W	3	4	0		0
February 14, 1993	Quebec	2-3	L (OT)	3	5	0		0
March 14, 1993	Chicago	4-5	L (OT)	3	6	0		0
April 11, 1993	Winnipeg	5-7	L	3	7	0		0
January 2, 1994	San Jose	4-4	T (OT)	3	7	1		0
February 6, 1994	Winnipeg	5-2	W	4	7	1		0
February 13, 1994	Anaheim	3-6	L	4	8	1		0
February 12, 1995	Anaheim	2-0	W	5	8	1		0
March 5, 1995	Detroit	4-2	W	6	8	1		0
March 3, 1996	St. Louis	3-4	L	6	9	1		0
March 23, 1997	Anaheim	1-4	L	6	10	1		0
January 4, 1998	Los Angeles	2-3	L	6	11	1		0
January 3, 1999	Philadelphia	3-3	T (OT)	6	11	2		0
March 28, 1999	San Jose	5-2	W	7	11	2		0
February 12, 2006	St. Louis	4-5	L (SO)	7	11	2		1
March 5, 2006	Nashville	3-2	W (OT)	8	11	2		1
March 22, 2008	Colorado	7-5	W	9	11	2		1
February 1, 2009	Nashville	1-2	L	9	12	2		1
February 12, 2011	Ottawa	5-3	L	9	13	2		1
February 19, 2011	Atlanta	5-3	W	10	13	2		1
February 25, 2012	Phoenix	3-1	L	10	14	2		1
February 23, 2013	Phoenix	3-2	W (SO)	11	14	2		1
January 2, 2016	Arizona	4-3	W (SO)	12	14	2		1
November 27, 2016	Arizona	1-2	L	12	15	2		1
November 5, 2017	Detroit	1-2	L	12	16	2		1



EDMONTON OILERS
AWARDS AND DISTINCTIONS



EDMONTON OILERS ALL-STAR SELECTIONS

1980			
SECOND TEAM	Wayne Gretzky, Centre	1986	
1981		FIRST TEAM	Wayne Gretzky, Centre Paul Coffey, Defence
FIRST TEAM	Wayne Gretzky, Centre	SECOND TEAM	Jari Kurri, Right Wing
1982		1987	
FIRST TEAM	Wayne Gretzky, Centre Mark Messier, Left Wing	FIRST TEAM	Wayne Gretzky, Centre Jari Kurri, Right Wing
SECOND TEAM	Grant Fuhr, Goal Paul Coffey, Defence	1988	
1983		FIRST TEAM	Grant Fuhr, Goal
FIRST TEAM	Wayne Gretzky, Centre Mark Messier, Left Wing Paul Coffey, Defence	SECOND TEAM	Wayne Gretzky, Centre
SECOND TEAM		1989	
1984		SECOND TEAM	Jari Kurri, Right Wing
FIRST TEAM	Wayne Gretzky, Centre	1990	
SECOND TEAM	Mark Messier, Left Wing Jari Kurri, Right Wing Paul Coffey, Defence	FIRST TEAM	Mark Messier, Centre
1985		2016	
FIRST TEAM	Wayne Gretzky, Centre Jari Kurri, Right Wing Paul Coffey, Defence	ROOKIE TEAM	Connor McDavid, Centre
		2017	
		FIRST TEAM	Connor McDavid, Centre
		2018	
		FIRST TEAM	Connor McDavid, Centre

EDMONTON OILERS NHL AWARD WINNERS

HART MEMORIAL TROPHY

(Most Valuable Player)

8X - Wayne Gretzky 1980-87

1X - Mark Messier 1989-90

1X - Connor McDavid 2016-17

JAMES NORRIS MEMORIAL TROPHY

(Outstanding Defenceman)

2X - Paul Coffey 1984-86

EMERY EDGE AWARD

(Plus-Minus Leader)

1X - Charlie Huddy 1982-83

3X - Wayne Gretzky 1983-85, 1986-87

ART ROSS TROPHY

(Leading Scorer)

7X - Wayne Gretzky 1981-87

2X - Connor McDavid 2016-18

LADY BYNG MEMORIAL TROPHY

(Most Gentlemanly Player)

1X - Wayne Gretzky 1979-80

1X - Jari Kurri 1984-85

JACK ADAMS AWARD

(Coach of the Year)

Glen Sather 1985-86

1X - Glen Sather 1985-86

TED LINDSAY/LESTER B. PEARSON AWARD

(Outstanding Player as selected by the NHL Player's Association)

4X - Wayne Gretzky 1982-85, 1986-87

2X - Connor McDavid 2016-18

1X - Mark Messier 1989-90

CONN SMYTHE TROPHY

(Stanley Cup MVP)

1X = Mark Messier 1983-84

2X - Wayne Gretzky 1984-85, 1987-88

1X - Bill Ranford 1989-90

VEZINA TROPHY

(Outstanding Goaltender)

1X - Grant Fuhr 1987-88

KING CLANCY MEMORIAL TROPHY

1X - Kevin Lowe 1989-90

1X - Ethan Moreau 2008-09

BUDWEISER/NHL MAN OF THE YEAR

1X - Kevin Lowe 1989-90



EDMONTON OILERS IN THE NHL ALL-STAR GAME

1979-80 (Detroit): 2 - Wayne Gretzky (F), Blair MacDonald (F)

1980-81 (Los Angeles): 2 - Wayne Gretzky (F)

1981-82 (Washington): 4 - Paul Coffey (D), Grant Fuhr (G), Wayne Gretzky (F), Mark Messier (F)

1982-83 (NY Islanders): 4 - Paul Coffey (D), Wayne Gretzky (F), Jari Kurri (F), Mark Messier (F)

1983-84 (New Jersey): 8 - Glenn Anderson (F), Paul Coffey (D), Grant Fuhr (G), Wayne Gretzky (F), Jari Kurri (F)*, Kevin Lowe (D), Mark Messier (F), Glen Sather (Coach)

1984-85 (Calgary): 9 - Glenn Anderson (F), Paul Coffey (D), Grant Fuhr (G), Wayne Gretzky (F), Mike Krushelnyski (F), Jari Kurri (F), Kevin Lowe (D), Andy Moog (G), Glen Sather (Coach)

1986-87 (Rendez-Vous '87): 7 - Glenn Anderson (F), Paul Coffey (D)*, Grant Fuhr (G), Wayne Gretzky (F), Jari Kurri (F), Mark Messier (F), Esa Tikkanen (F)

1985-86 (Hartford): 10 - Glenn Anderson (F), Paul Coffey (D), Lee Fogolin (D), Grant Fuhr (G), Wayne Gretzky (F), Jari Kurri (F), Kevin Lowe (D), Mark Messier (F), Andy Moog (G), Glen Sather (Coach)

1987-88 (St. Louis): 7 - Glenn Anderson (F), Grant Fuhr (G), Wayne Gretzky (F), Jari Kurri (F), Kevin Lowe (D), Mark Messier (F), Glen Sather (Coach)

1988-89 (Edmonton): 6 - Jimmy Carson (C), Grant Fuhr (G), Jari Kurri (RW), Kevin Lowe (D), Mark Messier (C), Glen Sather (Coach)

1989-90 (Pittsburgh): 3 - Jari Kurri (RW), Kevin Lowe (D), Mark Messier (C)

1990-91 (Chicago): 4 - Mark Messier (C), Bill Ranford (G), Steve Smith (D), John Muckler (Coach)

1991-92 (Philadelphia): 1 - Vincent Damphousse (LW)

1992-93 (Montreal): 1 - Dave Manson (D)

1993-94 (NY Rangers): 1 - Shayne Corson (LW)

1995-96 (Boston): 1 - Doug Weight (C)

1996-97 (San Jose): 1 - Jason Arnott (C)

1997-98 (Vancouver): 1 - Doug Weight (C)

1998-99 (Tampa Bay): 1 - Roman Hamrlik (D)

1999-00 (Toronto): 1 - Tommy Salo (G)

2000-01 (Colorado): 2 - Janne Niinimaa (D), Doug Weight (C)

2001-02 (Los Angeles): 1 - Tommy Salo (G)

Note: Mike Comrie (C) selected to NHL YoungStars Game

2002-03 (Florida): 1 - Eric Brewer (D)

Note: Ales Hemsky (RW) selected to NHL YoungStars Game, but was replaced by Shawn Horcoff (C) due to injury.

2003-04 (Minnesota): None

Note: Alexei Semenov (D) and Raffi Torres (LW) selected to NHL YoungStars Game.

2006-07 (Dallas): 1 - Ryan Smyth (LW)

Note: Ladislav Smid (D) selected to NHL YoungStars Game.

2007-08 (Atlanta): 1 - Shawn Horcoff (C)

Note: Sam Gagner (C) selected to NHL YoungStars Game.

2008-09 (Montreal): 1 - Sheldon Souray (D)

Note: Andrew Coglian (C) selected to NHL YoungStars Game.

2010-11 (Carolina): 1 - *Ales Hemsky (RW)

Note: Taylor Hall (LW) and *Jordan Eberle (RW) selected to Rookie Team

2011-12 (Ottawa): 1 - Jordan Eberle (RW)

Note: *Ryan Nugent-Hopkins (C) selected to Rookie Team

2015-16 (Nashville): 1 - Taylor Hall (LW)

2016-17 (Los Angeles): 1 - Connor McDavid (C)

2017-18 (Tampa): 1 - Connor McDavid (C)

* Unable to play due to injury



EDMONTON OILERS AWARD WINNERS – 1979-80 TO 2017-18

ZANE FELDMAN TROPHY (MVP)

1979-80	Blair MacDonald	1992-93	Bill Ranford	2006-07	Dwayne Roloson
1980-81	Wayne Gretzky	1993-94	Bill Ranford	2007-08	Ales Hemsky
1981-82	Wayne Gretzky	1994-95	Jason Arnott	2008-09	Ales Hemsky
1982-83	Wayne Gretzky	1995-96	Doug Weight	2009-10	Dustin Penner
1983-84	Wayne Gretzky	1996-97	Curtis Joseph	2010-11	Taylor Hall
1984-85	Wayne Gretzky	1997-98	Doug Weight	2011-12	Jordan Eberle
1985-86	Wayne Gretzky	1998-99	Bill Guerin	2012-13	Taylor Hall
1986-87	Wayne Gretzky	1999-00	Tommy Salo	2013-14	Taylor Hall
1987-88	Wayne Gretzky	2000-01	Tommy Salo	2014-15	Ryan Nugent-Hopkins
1988-89	Jari Kurri	2001-02	Tommy Salo	2015-16	Taylor Hall
1989-90	Mark Messier	2002-03	Tommy Salo & Todd Marchant	2016-17	Connor McDavid
1990-91	Bill Ranford	2003-04	Ethan Moreau	2017-18	Connor McDavid
1991-92	Bill Ranford	2004-05	Not awarded – NHL Lockout		
		2005-06	Chris Pronger		

TOP FIRST YEAR OILER

1979-80	Dave Lumley	1992-93	Shayne Corson	2006-07	Ladislav Smid
1980-81	Glenn Anderson	1993-94	Jason Arnott	2007-08	Andrew Cogliano/Sam Gagner
1981-82	Grant Fuhr	1994-95	Todd Marchant	2008-09	Lubomir Visnovsky
1982-83	Randy Gregg	1995-96	Curtis Joseph	2009-10	Gilbert Brule
1983-84	Mark Messier*	1996-97	Mike Grier	2010-11	Taylor Hall
1984-85	Mike Krushelnyski	1997-98	Roman Hamrlik	2011-12	Ryan Nugent-Hopkins
1985-86	Craig MacTavish	1998-99	Tom Poti	2012-13	Justin Schultz/ Nail Yakupov
1986-87	Craig Muni	1999-00	Jim Dowd	2013-14	David Perron
1987-88	Craig Simpson	2000-01	Not awarded	2014-15	Benoit Pouliot
1988-89	Jimmy Carson	2001-02	Not awarded	2015-16	Connor McDavid
1989-90	Geoff Smith	2002-03	Ales Hemsky	2016-17	Adam Larsson
1990-91	Anatoli Semenov	2003-04	Not awarded	2017-18	Ryan Strome
1991-92	Vincent Damphousse	2004-05	Not awarded – NHL Lockout	* Presented to the top playoff performer 1983-84	
		2005-06	Matt Greene		

UNSUNG HERO

1987-88	Charlie Huddy	1997-98	Dean McAmmond	2008-09	Jason Strudwick
1988-89	Charlie Huddy	1998-99	Mike Grier	2009-10	Jason Strudwick
1989-90	Bill Ranford	1999-00	Ethan Moreau	2010-11	Ryan Jones
1990-91	Petr Klima	2000-01	Not awarded	2011-12	Ladislav Smid
1991-92	Joe Murphy	2001-02	Steve Staikos	2012-13	Jeff Petry
1992-93	Craig MacTavish	2002-03	Ethan Moreau	2013-14	Matt Hendricks
1993-94	Shayne Corson	2003-04	Igor Ulanov	2014-15	Matt Hendricks
1994-95	David Oliver	2004-05	Not awarded - NHL Lockout	2015-16	Matt Hendricks
1995-96	Zdeno Ciger	2005-06	Fernando Pisani	2016-17	Zack Kassian
1996-97	Doug Weight	2006-07	Marty Reasoner	2017-18	Adam Larsson
		2007-08	Steve Staikos		

COMMUNITY SERVICE AWARD

1987-88	Mike Krushelnyski	1997-98	Todd Marchant	2008-09	Ethan Moreau
1988-89	Kevin Lowe	1998-99	Pat Falloon	2009-10	Jason Strudwick
1989-90	Craig Simpson	1999-00	Todd Marchant	2010-11	Jason Strudwick
1990-91	Craig Simpson	2000-01	Not awarded	2011-12	Shawn Horcoff
1991-92	Kevin Lowe	2001-02	Georges Laraque	2012-13	Ryan Smyth
1992-93	Craig Simpson	2002-03	Georges Laraque	2013-14	Andrew Ference
1993-94	Kelly Buchberger	2003-04	Georges Laraque	2014-15	Andrew Ference
1994-95	Bill Ranford	2004-05	Not awarded – NHL Lockout	2015-16	Matt Hendricks
1995-96	Luke Richardson	2005-06	Georges Laraque	2016-17	Matt Hendricks
1996-97	Jason Arnott	2006-07	Jarret Stoll	2017-18	Ryan Nugent-Hopkins
		2007-08	Ethan Moreau		



DEFENCEMAN OF THE YEAR

1979-80	Doug Hicks
1980-81	Lee Fogolin
1981-82	Kevin Lowe
1982-83	Charlie Huddy
1983-84	Paul Coffey
1984-85	Paul Coffey
1985-86	Paul Coffey
1986-87	Kevin Lowe
1987-88	Kevin Lowe
1988-89	Charlie Huddy
1989-90	Craig Muni
1990-91	Steve Smith
1991-92	Norm Maciver

1992-93	Luke Richardson
1993-94	Igor Kravchuk
1994-95	Luke Richardson
1995-96	Bryan Marchment
1996-97	Bryan Marchment
1997-98	Boris Mironov
1998-99	Roman Hamrlik
1999-00	Jason Smith
2000-01	Jason Smith
2001-02	Janne Niinimaa
2002-03	Steve Staios
2003-04	Jason Smith
2004-05	Not awarded – NHL Lockout
2005-06	Chris Pronger

2006-07	Jason Smith
2007-08	Tom Gilbert
2008-09	Sheldon Souray
2009-10	Tom Gilbert
2010-11	Ryan Whitney
2011-12	Ladislav Smid
2012-13	Ladislav Smid
2013-14	Justin Schultz
2014-15	Oscar Klefbom
2015-16	Brandon Davidson
2016-17	Oscar Klefbom
2017-18	Darnell Nurse

TOP DEFENSIVE FORWARD

1987-88	Craig MacTavish
1988-89	Esa Tikkanen
1989-90	Craig MacTavish
1990-91	Craig MacTavish
1991-92	Craig MacTavish
1992-93	Kelly Buchberger
1993-94	Kelly Buchberger
1994-95	Kelly Buchberger
1995-96	Kelly Buchberger
1996-97	Kelly Buchberger

1997-98	Mats Lindgren
1998-99	Todd Marchant
1999-00	Mike Grier
2000-01	Todd Marchant
2001-02	Todd Marchant
2002-03	Todd Marchant
2003-04	Shawn Horcoff
2004-05	Not awarded – NHL Lockout
2005-06	Ethan Moreau
2006-07	Fernando Pisani
2007-08	Fernando Pisani

2008-09	Shawn Horcoff
2009-10	Dustin Penner
2010-11	Shawn Horcoff
2011-12	Shawn Horcoff
2012-13	Ryan Nugent-Hopkins
2013-14	Boyd Gordon
2014-15	Boyd Gordon
2015-16	Mark Letestu
2016-17	Ryan Nugent-Hopkins
2017-18	Ryan Nugent-Hopkins

MOST POPULAR PLAYER

1987-88	Wayne Gretzky
1988-89	Mark Messier
1989-90	Mark Messier
1990-91	Mark Messier
1991-92	Kelly Buchberger
1992-93	Kelly Buchberger
1993-94	Shayne Corson
1994-95	Kirk Maltby
1995-96	Doug Weight
1996-97	Curtis Joseph

1997-98	Curtis Joseph
1998-99	Doug Weight
1999-00	Georges Laraque
2000-01	Doug Weight
2001-02	Mike Comrie
2002-03	Ryan Smyth
2003-04	Ryan Smyth
2004-05	Not awarded - NHL Lockout
2005-06	Ryan Smyth
2006-07	Dwayne Roloson
2007-08	Ales Hemsky

2008-09	Ales Hemsky
2009-10	Ales Hemsky
2010-11	Ryan Jones
2011-12	Jordan Eberle
2012-13	Taylor Hall
2013-14	Ryan Smyth
2014-15	Ryan Nugent-Hopkins
2015-16	Connor McDavid
2016-17	Connor McDavid
2017-18	Connor McDavid

OILERS ALUMNI INDUCTED INTO THE HOCKEY HALL OF FAME

Jacques Plante (WHA)	1978
Norm Ullman (WHA)	1982
Glen Sather	1997
Wayne Gretzky	1999
Jari Kurri	2001

Grant Fuhr	2003
Paul Coffey	2004
Mark Messier	2007
Glenn Anderson	2008
Adam Oates	2012

Pat Quinn	2014
Chris Pronger	2015
Clare Drake (WHA)	2017

OILERS ALUMNI INDUCTED INTO THE IIHF HOCKEY HALL OF FAME

Wayne Gretzky	2000
Jari Kurri	2000

Kent Nilsson	2006
Pat Quinn	2016

OILERS ALUMNI NAMED TO THE ORDER OF HOCKEY IN CANADA

Wayne Gretzky	2012
Mark Messier	2013
Clare Drake (WHA)	2014

Pat Quinn	2015
Bob Nicholson	2016
Ryan Smyth	2018



MOLSON CUP

One constant during the Oilers tenure in the NHL has been the Molson Cup. The Molson Cup has played an important role in the history of the Edmonton Oilers over the years since the team joined the NHL in 1979-80. It has been a part of some of the most outstanding achievements in NHL history, including five Stanley Cup championships and the Heritage Classic.

One of the most successful programs ever launched in connection with the National Hockey League, the Molson Cup has become synonymous with excellence, as it is awarded to the player who accumulates the most votes in the three-star voting process over the course of the NHL regular season schedule.

Six times throughout the NHL season, a member of the Edmonton Oilers is selected as the Molson Cup Player of the Month. The Molson Cup is based on the selection of the top three performers of each game as nominated by the Edmonton sports media. Players earn five points each time they are selected one of the game's three stars and the player accumulating the most points at the conclusion of the regular season has his name engraved on the beautiful Molson Cup.



Molson Canadian is a proud sponsor of the Edmonton Oilers.

EDMONTON OILERS YEARLY MOLSON CUP WINNERS

1979-80 to 2017-18

1979-80	Wayne Gretzky
1980-81	Wayne Gretzky
1981-82	Wayne Gretzky
1982-83	Wayne Gretzky
1983-84	Wayne Gretzky
1984-85	Wayne Gretzky
1985-86	Wayne Gretzky
1986-87	Wayne Gretzky
1987-88	Wayne Gretzky
1988-89	Grant Fuhr
1989-90	Mark Messier
1990-91	Bill Ranford
1991-92	Joe Murphy
1992-93	Bill Ranford
1993-94	Bill Ranford
1994-95	Bill Ranford
1995-96	Doug Weight
1996-97	Curtis Joseph
1997-98	Curtis Joseph
1998-99	Bill Guerin
1999-00	Tommy Salo
2000-01	Tommy Salo
2001-02	Tommy Salo
2002-03	Tommy Salo
2003-04	Ryan Smyth
2004-05	Not Awarded (NHL Lockout)
2005-06	Ryan Smyth
2006-07	Dwayne Roloson
2007-08	Mathieu Garon
2008-09	Dwayne Roloson
2009-10	Jeff Deslauriers
2010-11	Taylor Hall
2011-12	Taylor Hall
2012-13	Devan Dubnyk
2013-14	Taylor Hall
2014-15	Jordan Eberle
2015-16	Cam Talbot
2016-17	Connor McDavid
2017-18	Connor McDavid



EDMONTON OILERS
ALL-TIME ROSTER



OILERS TEAM CAPTAINS – 1979-80 TO 2017-18

SEASON	CAPTAIN	ALTERNATE CAPTAINS
1979-80	Ron Chipperfield	-
1980-81	Blair MacDonald/ Lee Fogolin	-
1981-82	Lee Fogolin	-
1982-83	Lee Fogolin	-
1983-84	Wayne Gretzky	-
1984-85	Wayne Gretzky	-
1985-86	Wayne Gretzky	Lee Fogolin, Mark Messier
1986-87	Wayne Gretzky	Kevin Lowe, Mark Messier
1987-88	Wayne Gretzky	Kevin Lowe, Mark Messier
1988-89	Mark Messier	Glenn Anderson, Kevin Lowe
1989-90	Mark Messier	Jari Kurri, Kevin Lowe
1990-91	Mark Messier	Kevin Lowe, Craig MacTavish
1991-92	Kevin Lowe	Craig MacTavish, Esa Tikkanen
1992-93	Craig MacTavish	Shayne Corson, Dave Manson, Craig Simpson
1993-94	Craig MacTavish	Jason Arnott, Kelly Buchberger, Shayne Corson, Doug Weight
1994-95	Shayne Corson	Kelly Buchberger, Luke Richardson
1995-96	Kelly Buchberger	Jason Arnott, Luke Richardson, Doug Weight
1996-97	Kelly Buchberger	Luke Richardson, Doug Weight
1997-98	Kelly Buchberger	Boris Mironov, Doug Weight
1998-99	Kelly Buchberger	Bill Guerin, Doug Weight
1999-00	Doug Weight	Bill Guerin, Jason Smith
2000-01	Doug Weight	Mike Grier, Todd Marchant, Rem Murray, Jason Smith
2001-02	Jason Smith	Mike Grier, Todd Marchant, Janne Niinimaa, Ryan Smyth
2002-03	Jason Smith	Todd Marchant, Ryan Smyth
2003-04	Jason Smith	Ethan Moreau, Ryan Smyth
2004-05	No Season – NHL Lockout	
2005-06	Jason Smith	Ethan Moreau, Ryan Smyth
2006-07	Jason Smith	Shawn Horcoff, Ethan Moreau, Steve Staios
2007-08	Ethan Moreau	Ales Hemsky, Shawn Horcoff, Steve Staios, Jarrett Stoll
2008-09	Ethan Moreau	Ales Hemsky, Shawn Horcoff, Sheldon Souray, Steve Staios
2009-10	Ethan Moreau	Ales Hemsky, Shawn Horcoff, Sheldon Souray
2010-11	Shawn Horcoff	Ales Hemsky, Ryan Whitney
2011-12	Shawn Horcoff	Ales Hemsky, Ryan Whitney
2012-13	Shawn Horcoff	Jordan Eberle, Taylor Hall, Nick Schultz
2013-14	Andrew Ference	Jordan Eberle, Sam Gagner, Taylor Hall, Matt Hendricks, Ryan Smyth
2014-15	Andrew Ference	Jordan Eberle, Taylor Hall, Matt Hendricks, Ryan Nugent-Hopkins
2015-16	-	Jordan Eberle, Andrew Ference, Taylor Hall, Ryan Nugent-Hopkins
2016-17	Connor McDavid	Jordan Eberle, Milan Lucic, Ryan Nugent-Hopkins
2017-18	Connor McDavid	Adam Larsson, Milan Lucic, Ryan Nugent-Hopkins

List of alternate captains does not include players that were traded by the Oilers during the season, or players who only served as alternate captain on a temporary basis



EDMONTON OILERS ALL-TIME NUMERICAL ROSTER – 1979-80 TO 2017-18

* Players listed have played in at least one regular season or playoff game as an Oiler.

* The most recent player to wear the number is listed in **BOLD**.

#1

Laurent Brossoit

Ty Conklin
Wayne Cowley
Don Cutts
Grant Fuhr
Joaquin Gage
Peter Ing
Jason LaBarbera
Peter LoPresti
Mike Minard
Mike Morrison
Kari Takko
Ron Tugnutt

#2

Bob Beers
Eric Brewer
Jim Ennis
Lee Fogolin Jr.
Matt Greene
Brett Hauer
Aaron Johnson
Chris Joseph
Boris Mironov
Jeff Petry
Andrej Sekera
Igor Ulanov
Jim Vandermeer

#3

Al Hamilton
(Number was retired on
October 10, 1980)

#4

Taylor Hall
Kevin Lowe
Kris Russell

#5

Mark Fayne

Mark Fraser
Brett Hauer
Doug Hicks
Jim Playfair
Tom Poti
Alexei Semenov
Ladislav Smid
Steve Smith
Brad Werenka

#6

Jeff Beukeboom
Colin Campbell

Rick Chartraw

Dean Clark
Bobby Dollas
Brian Glynn
Ian Herbers
John Hughes
Jesse Joensuu
Garry Lariviere
Adam Larsson
Gord Mark
Bryan Muir
Jeff Norton
Adam Pardy
Dan Smith
Jaroslav Spacek
Ken Sutton
Ryan Whitney

#7

Jason Arnott
Ron Chipperfield
Daniel Cleary
Paul Coffey
Martin Gelinas
Mark Lamb
Fredrik Lindquist
(Number was retired on
October 18, 2005)

#8

Dean Arsene
Sean Brown
Zdeno Ciger
Doug Friedman
Steve Graves
Kari Jalonen
Reg Kerr
Stu Kulak
John LeBlanc
Dave Lumley
Alexei Mikhnov
John Miner
Joe Murphy
Frank Musil
Michel Petit
Ales Piza
Ty Rattie
Griffin Reinhart
Derek Roy
Geoff Sanderson
Gord Sherven
Risto Siltanen
Doug Smith
Wayne Van Dorp
Ray Whitney

#9

Glenn Anderson

Shayne Corson
Bill Guerin
Jim Harrison
Ralph Intranuovo
Kari Makkonen
Bernie Nichols
Mike Watt
(Number was retired on
January 18, 2009)

#10

Ron Areshenkoff
Kevin Brown
Ilya Byakin
Mariusz Czerkawski
Pat Falloon
Matti Hagman
Shawn Horcoff
Steve Kelly
Jaroslav Pouzar
Ryan Smyth
Esa Tikkanen
Nail Yakupov

#11

Mark Messier
(Number was retired on
February 27, 2007)

#12

Micah Aivazoff
Bobby Allen
Jesse Belanger
Mike Bishai
Jimmy Carson
Alex Giroux
Adam Graves
Josh Green
Dave Hannan
Roman Horak
Joe Hulbig
Dave Hunter
Rob Klinkhammer
Krys Kolanos
David Maley
Troy Mallette
Robert Nilsson
Michel Picard
Steve Rice
Mathieu Roy
Sergei Samsonov
Nathan Walker
Tyler Wright

#13

Cam Barker
Mike Brown
Michael Cammalleri
Andrew Cogliano
David Desharnais
Todd Harvey
Risto Jalo
Ken Linseman
Steve Pinizzotto
German Titov

#14

Laurie Boschman
Ray Cote
Jordan Eberle
Mats Lindgren
Blair MacDonald
Craig MacTavish
Kent Nilsson
Domenic Pittis
Walt Poddubny
Jani Rita
Bert Robertson
Esa Tikkanen
Raffi Torres

#15

Drake Berehowsky
Wayne Bianchin
Curt Brackenbury
Kyle Brodziak
Jeff Brubaker
Pat Conacher
Geoff Courtнал
Dan Currie
Miroslav Frycer
Steve Graves
David Haas
Greg Hawgood
Joe Hulbig
Brad Isbister
Chad Kilger
Dan LaCouture
Joffrey Lupul
Mike Moller
Fredrik Olausson
Tyler Pitlick
Marty Reasoner
Steve Rice
David Roberts
Nick Schultz
Trevor Sim
Tomas Srsen
Scott Thornton

Alex Tidey
Kevin Todd

#16

Kelly Buchberger
Colin Fraser
Darcy Hordichuk
Pat Hughes
Juhar Khaira
Rem Murray
Dan Newman
Selmar Odelein
Ryan Potulny
Teddy Purcell
Bobby Schmautz
Jarret Stoll
Mike York

#17

Rem Murray
Scott Thornton
Jari Kurri
Cam Connor
(Number was retired on
October 6, 2001)

#18

Ken Berry
Brett Callighen
Scott Fraser
Danny Gare
Mark Lamb
Kirk Maltby
Terry Martin
Dan McGillis
Barrie Moore
Ethan Moreau
Mark Napier
Miroslav Satan
Craig Simpson
Ryan Strome

#19

Don Ashby
Brian Benning
Ken Berry
Sven Butenschon
Boyd Devereaux
Bill Flett
Danny Gare
Chris Hajt
Norm Lacombe
Willy Lindstrom
Kent Manderville
Patrick Maroon



Patrick O'Sullivan
Marty Reasoner
Bryan Rodney
Mike Rogers
Justin Schultz
Anatoli Semenov
Tyler Wright

#20

Keith Acton
Eric Belanger
Josef Beranek
Marc-Andre Bergeron
Billy Carroll
Jason Chimera
Jeff Chychrun
Jozef Cierny
Radek Dvorak
Steve Dykstra
Luke Gazdic
Martin Gelas
Curtis Glencross
Jochen Hecht
Tony Hrkac
Mike Hudson
Marc LaForge
Dave Lumley
Moe Mantha
Scott Metcalfe
Boris Mironov
Barrie Moore
David Oliver
Toby Petersen
Jaroslav Pouzar
Shaun Van Allen
Brad Zavisha

#21

Ladislav Benysek
Shayne Corson
Mariusz Czerkawski
Vincent Damphousse
Andrew Ference

Randy Gregg
Ales Kotalik
Igor Kravchuk
Daniel Lacroix
Ryan Potulny
Jason Smith
Stan Weir
Valeri Zelepukin

#22

Keith Aulie
Anson Carter
Ron Carter
Adam Cracknell
Roman Hamrlik
Charlie Huddy
Jean-Francois Jacques
Rem Murray

Poul Popiel
Luke Richardson
Jani Rita

#23

Keith Acton
Jason Bonsignore
Kyle Brodziak
Sean Brown
Cory Cross
Dan Currie
Mike Forbes
Marc Habscheid
Greg Hawgood
Matt Hendricks
Tomas Jonsson
Tommy Lehmann
Moe Lemay
Dave Manson
Dan McGillis
Linus Omark
Tom Roulston
Martin Rucinsky
Nick Stajduhar
Dick Tarnstrom
Vladimir Vujtek
Jim Wiemer

#24

Brad Aitken
Dan Currie
Peter Driscoll
Brad Hunt
Christian Laflamme
Brad Malone
Dave Manson
Bryan Marchment
Kevin McClelland
Janne Niinimaa
Theo Peckham
Tom Roulston
Steve Staios

#25

Greg Adams
Greg de Vries
Mike Grier
Jan Hejda
Don Jackson
Reg Kerr
Krys Kolanos
Mike Moller
Darnell Nurse
Joni Pitkanen
Geoff Smith
Mike Stapleton
Todd Strueby
Raimo Summanen
Andy Sutton
Mike Toal

#26

Mark Arcobello
Erik Cole
Dan Currie
Peter Eriksson
Mike Forbes
Kurtis Foster
Tom Gorrence
David Haas
Ken Hammond
Mike Krushelnyski
Mikko Luoma
Todd Marchant
Max Middendorf
Don Nachbaur
Iiro Pakarinen
Shjon Podein
Pat Price
Craig Redmond
Reijo Ruotsalainen
David Shaw
Todd Strueby
Shaun Van Allen
Brad Winchester

#27

Adam Clendening
Todd Elik
Boyd Gordon
Dave Hunter
Ralph Intranuovo
Kim Issel
Georges Laraque
Reed Larson
Milan Lucic
Scott Mellanby
Dustin Penner
Dave Semenko
Ron Shudra
Peter White

#28

John Blum
Jesse Boulerice
Jason Chimera
Dave Dryden
Matt Fraser
Bill Huard
Ryan Jones
Lauri Korpikoski
Larry Melnyk
Craig Muni
Lance Nethery
Roman Oksiuta
Alex Selivanov
Gord Sherven
Jiri Slegr
Ken Solheim
Roy Sommer
Mike Stapleton

Todd Strueby
Danny Syvret
Patrick Thoresen

#29

Josef Beranek
Jason Bowen
Ty Conklin
Patrick Cote
Louie Debrusk
Leon Draisaitl
Martin Gerber
Kari Haakana
Don Jackson
Steve Passmore
Jim Playfair
Daryl Reaugh
Reijo Ruotsalainen
Vladimir Ruzicka
Alex Selivanov
Daniel Tjarnqvist
Igor Vyazmikin

#30

Richard Bachman
Bob Essensa
Ron Low
Jussi Markkanen
Bill Ranford
Dominic Roussel
Ben Scrivens
Warren Skorodenski
Mike Zanier

#31

Fred Brathwaite
Grant Fuhr
Joaquin Gage
Curtis Joseph
Eddie Mio
(Number was retired on October 9, 2003)

#32

Richard Bachman
Dave Brown
Scott Ferguson
Nick Fotiu
Mathieu Garon
Matt Greene
Dean Kennedy
Gord Mark
Alan May
Craig Millar
Daryl Reaugh
Miroslav Satan
Ryan Stone
Ron Tugnutt
Jim Wiemer

#33

Bryon Baltimore
Marco Baron
John Bednarski
Jiri Dopita
Bob Dupuis
Gary Edwards
Norm Foster
Kim Issel
Dan LaCouture
Steve MacIntyre
Dan McGillis
Marty McSorley
Lindsay Middlebrook
Scott Pearson
Eldon Reddick
Peter Sarno
Cam Talbot
Colten Teubert
Marko Tuomainen

#34

Tyler Bunz
Glen Cochrane
Yann Danis
Dave Donnelly
Jim Dowd
Donald Dufresne
Todd Elik
Len Esau
Brent Grieve
Greg Hawgood
Dean Hopkins
Alexander Kerch
Gord Mark
Darcy Martini
Ryan McGillis
Scott Metcalfe
Fernando Pisani
Michel Riesen
Vladimir Vorobiev
Mike Ware
Sergei Zholtok

#35

Adam Bennett
Jim Corsi
Randy Exelby
Viktor Fasth
Mike Greenlay
Nikolai Khabibulin
Francois Leroux
Craig Millar
AI Montoya
Andy Moog
Bryan Muir
Wayne Roloson
Tommy Salo
Mikhail Shtalenkov



#36

Bruce Bell
Dennis Bonvie
Drake Caggiula
Shawn Horcoff
Ralph Intranuovo
Jussi Jokinen
Philip Larsen
Charles Linglet
Norm Maciver
Todd Marchant
Selmar Odelein
Marc-Antoine Pouliot
Mathieu Roy
Jarret Stoll
Brad Werenka

#37

Daniel Cleary
Denis Grebeshkov
Doug Halward
Dave Hunter
Dean McAmmond
Tom McMurchy
Michael Peca
Richard Petiot
Lennart Petrell
Brian Swanson

#38

Jeff Deslauriers
Chris Ferraro
Iain Fraser
Terran Sandwith

#39

Chris Minard
Anders Nilsson
Doug Weight
Bogdan Yakimov

#40

Fred Brathwaite
Devan Dubnyk
Scott Ferguson
Jonas Gustavsson
Ken Sutton
Danny Syvret
Stephen Valiquette

#41

Will Acton
Taylor Chorney
Brent Gilchrist
Jean-Francois Jacques
Bill McDougall

#42

Josef Beranek
Kevin Brown
Ryan O'Marra
Tony Salmelainen
Anton Slepyshev
Yan Stastny
Doug Weight

#43

Dennis Bonvie
Jason Strudwick

#44

Zack Kassian
Doug Lynch
Janne Niinimaa
Corey Potter
Chris Pronger
Rob Schremp
Sheldon Souray

#45

Taylor Beck
Shawn Belle
Mark Fistic
Toby Petersen
Ales Pisa

#46

Pontus Aberg
Todd Reirden
Jani Rita
Zack Stortini

#47

Marc-Andre Bergeron
Paul Comrie
Keegan Lowe
Don Murdoch

#48

Ryan Hamilton
Alex Plante

#49

Theo Peckham

#51

Kyle Brodziak
Philippe Cornet
Andrei Kovalenko
Anton Lander

#52

Allan Rourke
Jerred Smithson

#54

Jujhar Khaira
Chris Vandevelde

#55

Drew Bannister
Ben Eager
Alex Henry
Mark Letestu
Igor Ulanov

#56

Teemu Hartikainen
Kailer Yamamoto

#57

Anton Lander
Colin McDonald
David Perron

#58

Andrew Miller
Johan Motin
Jeff Petry
Anton Slepyshev

#59

Brad Hunt

#60

Sebastien Bisailon

#62

Mark Arcobello
Eric Gryba
Iiro Pakarinen
Tim Sestito

#64

Jason Bonsignore
Milan Kytnar
Nail Yakupov

#65

Mark Napier

#67

Gilbert Brule
Benoit Pouliot

#68

Tyler Pitlick

#70

Curtis Hamilton

#71

Petr Sykora
Lubomir Visnovsky

#74

Ethan Bear

#76

Bryan Young

#77

Tom Gilbert
Oscar Klefbom
Adam Oates
Garry Unger

#78

Anton Belov
Marc-Antoine Pouliot

#79

Dillon Simpson

#80

Ilya Bryzgalov

#81

Yohann Auvinu
Taylor Fedun

#82

Jordan Oesterle

#83

Matt Benning
Ales Hemsy

#84

Oscar Klefbom

#85

Petr Klima
Martin Marincin
Liam Reddox

#86

Nikita Nikitin

#87

David Musil

#88

Brandon Davidson
Rob Schremp

#89

Mike Comrie
Sam Gagner

#91

Drake Caggiula
Mike Comrie
Magnus Paajarvi

#93

Petr Nedved
Ryan Nugent-Hopkins

#94

Ryan Smyth

#97

Connor McDavid

#98

Jesse Puljujarvi

#99

Wayne Gretzky
(Number was retired on
October 1, 1999)



EDMONTON OILERS ALL-TIME NHL ROSTER (SKATERS)– 1979-80 TO 2017-18

PLAYER	JERSEY #	SEASONS	REGULAR SEASON					PLAYOFFS				
			GP	G	A	PTS	PIM	GP	G	A	PTS	PIM
PONTUS ABERG	46	2017-18	16	2	6	8	2	-	-	-	-	-
Keith Acton	20, 23	1988-89	72	14	21	35	68	7	2	0	2	16
Will Acton	41	2013-15	33	3	2	5	26	-	-	-	-	-
Greg Adams	25	1989	49	4	5	9	82	-	-	-	-	-
Brad Aitken	24	1991	3	0	1	1	0	-	-	-	-	-
Micah Aivazoff	12	1995	21	0	1	1	2	-	-	-	-	-
Bobby Allen (D)	12	2003	1	0	0	0	0	-	-	-	-	-
Glenn Anderson	9	1981-91, 96	845	417	489	906	798	164	81	102	183	314
Mark Arcobello	62, 26	2012-15	78	11	19	30	20	-	-	-	-	-
Ron Areshenkoff	10	1980	4	0	0	0	0	-	-	-	-	-
Jason Arnott	7	1994-98	286	100	139	239	489	12	3	6	9	18
Dean Arsene (D)	8	2009-10	13	0	0	0	41	-	-	-	-	-
Don Ashby	19	1980-81	24	12	12	24	2	3	0	0	0	0
Keith Aulie (D)	22	2014-15	31	0	1	1	66	-	-	-	-	-
Yohann Auivitu (D)	81	2017-18	33	3	6	9	8	-	-	-	-	-
Bryon Baltimore (D)	33	1980	2	0	0	0	4	-	-	-	-	-
Drew Bannister (D)	55	1997-98	35	0	3	3	42	12	0	0	0	30
Cam Barker (D)	13	2011-12	25	2	0	2	23	-	-	-	-	-
ETHAN BEAR (D)	74	2017-18	18	1	3	4	10	-	-	-	-	-
Taylor Beck	45	2016	3	0	0	0	4	-	-	-	-	-
John Bednarski (D)	33	1980	1	0	0	0	0	-	-	-	-	-
Bob Beers (D)	2	1994	66	10	27	37	74	-	-	-	-	-
Eric Belanger	20	2011-13	104	4	15	19	42	-	-	-	-	-
Jesse Belanger	12	1997	6	0	0	0	0	-	-	-	-	-
Bruce Bell (D)	36	1990	1	0	0	0	0	-	-	-	-	-
Shawn Belle (D)	45	2010	5	0	0	0	0	-	-	-	-	-
Anton Belov (D)	77	2013-14	57	1	6	7	34	-	-	-	-	-
Adam Bennett (D)	35	1994	48	3	6	9	49	-	-	-	-	-
Brian Benning (D)	19	1993	18	1	7	8	59	-	-	-	-	-
MATT BENNING (D)	83	2016-18	135	9	27	36	78	12	0	3	3	12
Ladislav Benysek (D)	21	1998	2	0	0	0	0	-	-	-	-	-
Josef Beranek	29, 42, 20	1992-93, 1999-2000	208	42	60	102	108	14	2	1	3	4
Drake Berehowsky (D)	15	1998	67	1	6	7	169	12	1	2	3	14
Marc-Andre Bergeron (D)	20, 47	2003-04, 06-07	189	33	55	88	101	19	2	2	4	14
Ken Berry	19, 18	1982, 84	28	4	6	10	19	-	-	-	-	-
Jeff Beukeboom (D)	6	1986-92	284	12	57	69	733	29	1	3	4	50
Wayne Bianchin	15	1980	11	0	0	0	7	-	-	-	-	-
Sebastien Bisaillon (D)	60	2007	2	0	0	0	0	-	-	-	-	-
Mike Bishai	12	2004	14	0	2	2	19	-	-	-	-	-
Tom Bladon (D)	23	1981	1	0	0	0	0	-	-	-	-	-
John Blum (D)	28	1983-84	9	0	4	4	26	-	-	-	-	-
Jason Bonsignore	23, 64	1995-96	21	1	2	3	4	-	-	-	-	-
Dennis Bonvie	43, 36	1995-96, 98	14	0	0	0	74	-	-	-	-	-
Laurie Boschman	14	1982-83	73	10	15	25	220	3	0	1	1	4
Jesse Boulerice	28	2009	2	0	0	0	0	-	-	-	-	-
Jason Bowen (D)	29	1998	4	0	0	0	10	-	-	-	-	-
Curt Brackenbury	15	1981-82	72	2	9	11	165	2	0	0	0	0
Eric Brewer (D)	2	2001-04	315	29	71	100	210	12	2	8	10	18
KYLE BRODZIAK	15, 23, 51	2006-09	175	26	33	59	60	-	-	-	-	-
Dave Brown	42	1989-91	140	3	12	15	361	26	0	1	1	36
Kevin Brown	42, 10	1999-2000	19	4	2	6	0	1	0	0	0	0
Mike Brown	13	2012-14	35	1	0	1	72	-	-	-	-	-
Sean Brown (D)	8, 23	1997-2002	269	12	23	35	664	4	0	0	0	33
Jeff Brubaker	15	1986	4	1	0	1	12	-	-	-	-	-
Gilbert Brule	67	2009-11	117	26	23	49	91	-	-	-	-	-
Kelly Buchberger	16	1987-99	795	82	158	240	1747	78	9	15	24	116



PLAYER	JERSEY #	SEASONS	REGULAR SEASON					PLAYOFFS				
			GP	G	A	PTS	PIM	GP	G	A	PTS	PIM
Sven Butenschon (D)	19	2001-02	21	1	1	2	6	-	-	-	-	-
Ilya Byakin (D)	10	1994	44	8	20	28	30	-	-	-	-	-
DRAKE CAGGIULA	36, 91	2016-18	127	20	18	38	53	13	3	0	3	25
Brett Callighen	18	1980-82	160	56	89	145	132	14	4	6	10	8
Michael Cammalleri	13	2017-18	51	4	18	22	14	-	-	-	-	-
Colin Campbell (D)	6	1980	72	2	11	13	196	3	0	0	0	11
Billy Carroll	20	1985-86	70	8	11	19	22	9	0	0	0	4
Jimmy Carson	12	1989-90	84	50	53	103	36	7	2	1	3	6
Anson Carter	22	2001-03	211	69	88	157	68	6	3	1	4	4
Ron Carter	22	1980	2	0	0	0	0	-	-	-	-	-
Rick Chartraw (D)	6	1984	24	2	6	8	21	1	0	0	0	2
Jason Chimera	20, 28	2001-04	130	19	17	36	93	2	0	2	2	0
Ron Chipperfield	7	1980	67	18	19	37	24	-	-	-	-	-
Taylor Chorney (D)	41	2009-12	59	1	6	7	16	-	-	-	-	-
Jeff Chychrun (D)	20	1994	2	0	0	0	0	-	-	-	-	-
Jozef Cierny	20	1994	1	0	0	0	0	-	-	-	-	-
Zdeno Ciger	8	1993-96	204	64	91	155	55	-	-	-	-	-
Dean Clark	6	1984	1	0	0	0	0	-	-	-	-	-
Daniel Cleary	37, 7	2000-03	220	31	55	86	127	10	1	2	3	10
Adam Clendening (D)	27	2015-16	20	1	5	6	10	-	-	-	-	-
Glen Cochrane (D)	34	1989	12	0	0	0	52	-	-	-	-	-
Paul Coffey (D)	7	1981-87	532	209	460	669	693	94	36	67	103	167
Andrew Cogliano	13	2008-11	328	57	89	146	137	-	-	-	-	-
Erik Cole	26	2009	63	16	11	27	63	-	-	-	-	-
Paul Comrie	47	2000	15	1	2	3	4	-	-	-	-	-
Mike Comrie	89, 91	2001-03, 09-10	235	74	80	154	179	12	2	2	4	10
Pat Conacher	15	1984	45	2	8	10	31	3	1	0	1	2
Cam Connor	17	1980	38	7	13	20	136	-	-	-	-	-
Philippe Cornet	51	2012	2	0	1	1	0	-	-	-	-	-
Shayne Corson	21, 9	1993-95	192	53	84	137	413	-	-	-	-	-
Patrick Cote	29	2001	6	0	0	0	18	-	-	-	-	-
Ray Cote	14	1983-85	15	0	0	0	4	14	3	2	5	4
Geoff Courttnall	15	1988	12	4	4	8	15	19	0	3	3	23
Adam Cracknell	22	2015-16	8	0	0	0	6	-	-	-	-	-
Cory Cross (D)	23	2003-04, 06	113	11	20	31	102	6	0	1	1	2
Dan Currie	15, 24, 23, 26	1991-93	17	1	0	1	4	-	-	-	-	-
Mariusz Czerkawski	10, 21	1996-97	113	38	38	76	24	12	2	1	3	10
Vincent Damphousse	21	1992	80	38	51	89	53	16	6	8	14	8
Brandon Davidson (D)	88	2014-16, 2017-18	114	8	9	17	46	-	-	-	-	-
Greg De Vries (D)	25, 5	1996-98	115	8	9	17	144	19	0	1	1	29
Louie DeBrusk	29	1992-97	228	19	12	31	797	6	0	0	0	4
David Desharnais	13	2017	18	2	2	4	6	13	1	3	4	0
Boyd Devereaux	19	1998-2000	175	15	31	46	49	1	0	0	0	0
Bobby Dollas (D)	6	1998	52	2	5	7	22	11	0	0	0	16
Dave Donnelly	34	1988	4	0	0	0	4	-	-	-	-	-
Jiri Dopita	33	2003	21	1	5	6	11	-	-	-	-	-
Jim Dowd	36	1999-2000	70	5	18	23	45	5	2	1	3	4
LEON DRAISAITL	29	2014-18	269	75	132	207	74	13	6	10	16	19
Peter Driscoll	24	1980-81	60	3	8	11	97	3	0	0	0	0
Donald Dufresne (D)	34	1996-97	64	1	7	8	31	3	0	0	0	0
Radek Dvorak	20	2003-04, 06	154	27	59	86	66	20	1	2	3	4
Steve Dykstra	20	1988	15	2	3	5	39	-	-	-	-	-
Ben Eager	55	2011-14	84	9	7	16	134	-	-	-	-	-
Jordan Eberle	14	2010-17	507	165	217	382	120	13	0	2	2	2
Todd Elik	24, 27	1993-94	18	1	9	10	14	-	-	-	-	-
Jim Ennis (D)	2	1988	5	1	0	1	10	-	-	-	-	-
Peter Eriksson	26	1990	20	3	3	6	24	-	-	-	-	-
Len Esau (D)	34	1995	14	0	6	6	15	-	-	-	-	-



PLAYER	JERSEY #	SEASONS	GP	REGULAR SEASON					PIM	PLAYOFFS					PIM
				G	A	PTS	G	A		PTS	G	A	PTS		
Pat Falloon	10	1999-2000	115	22	36	58	24	24	4	0	1	1	4	4	
Mark Fayne (D)	5	2014-17	147	4	13	17	32	32	-	-	-	-	-	-	
Taylor Fedun (D)	81	2013-14	4	2	0	2	0	0	-	-	-	-	-	-	
Andrew Ference (D)	21	2013-16	147	6	26	32	108	108	-	-	-	-	-	-	
Scott Ferguson (D)	40, 32	1998,2001-04	201	7	13	20	288	288	11	0	0	0	8	8	
Chris Ferraro	38	1999	2	1	0	1	0	0	-	-	-	-	-	-	
Mark Fistric (D)	45	2012-13	25	0	6	6	32	32	-	-	-	-	-	-	
Bill Flett	19	1980	20	5	2	7	2	2	-	-	-	-	-	-	
Lee Fogolin Jr. (D)	2	1980-87	586	36	124	160	886	886	78	5	13	18	115	115	
Mike Forbes (D)	23, 26	1980,82	18	1	7	8	26	26	-	-	-	-	-	-	
Kurtis Foster (D)	26	2010-11	74	8	14	22	45	45	-	-	-	-	-	-	
Nick Fotiu	32	1989	1	0	0	0	0	0	-	-	-	-	-	-	
Colin Fraser	16	2010-11	67	3	2	5	60	60	-	-	-	-	-	-	
Iain Fraser	38	1995	9	3	0	3	0	0	-	-	-	-	-	-	
Mark Fraser (D)	5	2013-14	23	1	0	1	43	43	-	-	-	-	-	-	
Matt Fraser	28	2014-15	36	5	4	9	10	10	-	-	-	-	-	-	
Scott Fraser	18	1998	29	12	11	23	6	6	11	1	1	2	0	0	
Doug Friedman	8	1998	16	0	0	0	20	20	-	-	-	-	-	-	
Miroslav Frycer	15	1989	14	5	5	10	18	18	-	-	-	-	-	-	
Sam Gagner	89	2008-14	481	101	194	295	244	244	-	-	-	-	-	-	
Danny Gare	19, 18	1987	18	1	3	4	6	6	-	-	-	-	-	-	
Luke Gazdic	20	2013-16	136	5	3	8	194	194	-	-	-	-	-	-	
Martin Gelinas	20, 7	1989-1993	258	60	60	120	156	156	53	6	12	18	41	41	
Tom Gilbert (D)	77	2007-12	384	33	125	158	106	106	-	-	-	-	-	-	
Brent Gilchrist	41	1993	60	10	10	20	47	47	-	-	-	-	-	-	
Alexandre Giroux	12	2011	8	1	1	2	2	2	-	-	-	-	-	-	
Curtis Glencross	20	2008	26	9	4	13	28	28	-	-	-	-	-	-	
Brian Glynn (D)	6	1992-93	89	6	18	24	66	66	16	4	1	5	8	8	
Boyd Gordon	27	2013-15	142	14	20	34	37	37	-	-	-	-	-	-	
Tom Gorence	26	1984	12	1	1	2	0	0	-	-	-	-	-	-	
Adam Graves	12	1990-91	139	16	30	46	250	250	40	7	10	17	39	39	
Steve Graves	8, 15	1984,87-88	35	5	4	9	10	10	-	-	-	-	-	-	
Denis Grebeshkov (D)	37	2008-10,14	197	16	61	77	88	88	-	-	-	-	-	-	
Josh Green	12	2001-03, 11-12	88	11	8	19	71	71	3	0	0	0	0	0	
Matt Greene (D)	32, 2	2006-08	151	1	12	13	205	205	18	0	1	1	34	34	
Randy Gregg (D)	21	1982-90	453	40	148	188	309	309	130	13	37	50	121	121	
Wayne Gretzky	99	1980-88	696	583	1086	1669	323	323	120	81	171	252	56	56	
Mike Grier	25	1997-2002	448	81	102	183	292	292	34	6	4	10	31	31	
Brent Grieve	34	1994	24	13	5	18	14	14	-	-	-	-	-	-	
Eric Gryba (D)	62	2015-18	114	3	11	14	171	171	3	0	0	0	4	4	
Bill Guerin	9	1998-2001	211	79	82	161	354	354	20	10	5	15	28	28	
Kari Haakana (D)	29	2003	13	0	0	0	4	4	-	-	-	-	-	-	
David Haas	15, 26	1991	5	1	0	1	0	0	-	-	-	-	-	-	
Marc Habscheid	23	1982-85	74	10	16	26	26	26	-	-	-	-	-	-	
Matti Hagman	10	1981-82	147	41	71	112	34	34	12	5	1	6	6	6	
Chris Hajt (D)	19	2001	1	0	0	0	0	0	-	-	-	-	-	-	
Taylor Hall	4	2010-16	381	132	196	328	234	234	-	-	-	-	-	-	
Doug Halward (D)	37	1989	24	0	7	7	25	25	2	0	0	0	0	0	
Al Hamilton (D)	3	1980	31	4	15	19	20	20	1	0	0	0	0	0	
Curtis Hamilton	70	2014-15	1	0	0	0	5	5	-	-	-	-	-	-	
Ryan Hamilton	48	2013-15	18	1	1	2	6	6	-	-	-	-	-	-	
Ken Hammond (D)	26	1989	5	0	1	1	8	8	-	-	-	-	-	-	
Roman Hamrlik (D)	22	1998-00	196	22	81	103	186	186	20	0	7	7	18	18	
Dave Hannan	12	1988	51	9	11	20	43	43	12	1	1	2	8	8	
Jim Harrison	9	1980	3	0	0	0	0	0	-	-	-	-	-	-	
Teemu Hartikainen	56	2011-13	52	6	7	13	16	16	-	-	-	-	-	-	
Todd Harvey	13	2006	63	5	2	7	32	32	10	1	1	2	4	4	
Brett Hauer (D)	5, 2	1996, 2000	34	4	4	8	32	32	-	-	-	-	-	-	



PLAYER	JERSEY #	SEASONS	REGULAR SEASON					PLAYOFFS				
			GP	G	A	PTS	PIM	GP	G	A	PTS	PIM
Greg Hawgood (D)	23, 15, 34	1991-93	55	7	25	32	63	13	0	3	3	23
Jochen Hecht	20	2002	82	16	24	40	60	-	-	-	-	-
Jan Hejda	25	2007	39	1	8	9	20	-	-	-	-	-
Ales Hemsky	83	2003-14	652	142	335	477	303	30	6	11	17	14
Matt Hendricks	23	2013-17	214	20	18	38	245	-	-	-	-	-
Alex Henry	55	2003	3	0	0	0	0	-	-	-	-	-
Ian Herbers	6	1994	22	0	2	2	32	-	-	-	-	-
Doug Hicks	5	1980-82	186	17	67	84	183	12	1	1	2	6
Dean Hopkins	34	1986	1	0	0	0	0	-	-	-	-	-
Roman Horak	12	2013-14	2	1	0	1	0	-	-	-	-	-
Shawn Horcoff	36, 10	2001-04, 06-13	796	162	285	447	511	35	10	13	23	18
Darcy Hordichuk	16	2011-13	47	1	2	3	66	-	-	-	-	-
Tony Hrkac	20	1998	36	8	11	19	20	12	0	3	3	2
Bill Huard	28	1998-99	33	0	1	1	72	4	0	0	0	2
Charlie Huddy	22	1981-91	694	81	287	368	500	138	16	61	77	104
Mike Hudson	20	1993	5	0	1	1	2	-	-	-	-	-
John Hughes	6	1981	18	0	3	3	30	-	-	-	-	-
Pat Hughes	16	1981-85	300	88	83	171	330	55	7	23	30	52
Joe Hulbig	15, 12	1997-99	24	2	2	4	4	6	0	1	1	2
Brad Hunt	59, 24	2013-16	21	1	2	3	2	-	-	-	-	-
Dave Hunter	12, 37, 27	1980-89	653	119	171	290	776	105	16	24	40	211
Ralph Intranuovo	36, 27, 9	1995-97	22	2	4	6	4	-	-	-	-	-
Brad Isbister	15	2003-04	64	13	10	23	63	6	0	1	1	12
Kim IsSEL	27, 33	1989	4	0	0	0	0	-	-	-	-	-
Don Jackson	25, 29	1982-86	262	15	45	60	508	53	4	5	9	147
Jean-Francois Jacques	41, 22	2006-11	160	9	8	17	185	-	-	-	-	-
Risto Jalo	13	1986	3	0	3	3	0	-	-	-	-	-
Kari Jalonen	8	1984	3	0	0	0	0	-	-	-	-	-
Jesse Joensuu	6	2013-14	62	5	4	9	30	-	-	-	-	-
Aaron Johnson	2	2010	41	4	6	10	35	-	-	-	-	-
Jussi Jokinen	36	2017-18	14	0	1	1	2	-	-	-	-	-
Ryan Jones	28	2010-14	257	40	32	72	141	-	-	-	-	-
Tomas Jonsson	23	1989	20	1	10	11	22	4	2	0	2	6
Chris Joseph	2	1988-94	154	12	39	51	205	5	1	3	4	2
ZACK KASSIAN	44	2015-18	189	17	34	51	307	13	3	0	3	27
Steve Kelly	10	1997-98	27	1	2	3	14	6	0	0	0	2
Dean Kennedy	32	1995	40	2	8	10	25	-	-	-	-	-
Alexander Kerch	34	1994	5	0	0	0	2	-	-	-	-	-
Reg Kerr	25,8	1984	3	0	0	0	0	-	-	-	-	-
JUJHAR KHAIRA	54, 16	2015-18	94	12	12	24	62	-	-	-	-	-
Chad Kilger	15	1999-2001	87	9	5	14	39	7	0	0	0	4
OSCAR KLEFBOM	84, 77	2013-18	255	24	70	94	34	12	2	3	5	0
Petr Klima	85	1990-93, 97	291	120	97	217	343	60	13	10	23	36
Rob Klunkhammer	12	2014-16	45	2	2	4	29	-	-	-	-	-
Krys Kolanos	25,12	2006	6	0	0	0	2	-	-	-	-	-
Lauri Korpikoski	28	2015-16	71	10	12	22	10	-	-	-	-	-
Ales Kotalik	21	2009	19	7	4	11	6	-	-	-	-	-
Andrei Kovalenko	51	1997-99	176	51	58	109	139	13	4	3	7	8
Igor Kravchuk	21	1993-96	160	27	61	88	57	-	-	-	-	-
Mike Krushelnyski	26	1985-88	290	95	131	226	213	68	16	23	39	68
Stu Kulak	8	1987	23	3	1	4	41	-	-	-	-	-
Jari Kurri	17	1981-90	754	474	569	1043	348	146	92	110	202	101
Milan Kytnar	64	2012	1	0	0	0	0	-	-	-	-	-
Normand Lacombe	19	1987-90	133	30	22	52	116	26	5	1	6	49
Dan LaCouture	15,33	1999-2001	45	2	4	6	39	1	0	0	0	0
Daniel Lacroix	21	1999	4	0	0	0	13	-	-	-	-	-
Christian Laflamme	24	1999-2000	61	0	6	6	32	4	0	1	1	2
Marc Laforge	20	1994	5	0	0	0	21	-	-	-	-	-



PLAYER	JERSEY #	SEASONS	GP	REGULAR SEASON					PLAYOFFS				
				G	A	PTS	PIM	GP	G	A	PTS	PIM	
Mark Lamb	18,7	1988-92	176	24	54	78	127	59	7	19	26	40	
Anton Lander	57, 51	2011-17	215	10	25	35	56	-	-	-	-	-	
Georges Laraque	27	1998-2004, 06	490	43	68	111	826	36	3	6	9	64	
Garry Lariviere	6	1981-83	92	1	25	26	61	14	0	5	5	6	
Philip Larsen	36	2013-14	30	3	9	12	8	-	-	-	-	-	
Reed Larson	27	1989	10	2	7	9	15	-	-	-	-	-	
ADAM LARSSON	6	2016-18	142	8	24	32	89	13	2	4	6	4	
John LeBlanc	8	1989	2	1	0	1	0	1	0	0	0	0	
Tommy Lehmann	23	1990	1	0	0	0	0	-	-	-	-	-	
Moe Lemay	23	1987-88	14	1	2	3	38	9	2	1	3	11	
Francois Leroux	35	1989-93	11	0	3	3	11	-	-	-	-	-	
Mark Letestu	55	2015-18	220	34	45	79	37	13	5	6	11	2	
Mats Lindgren	14	1997-99	199	29	39	68	76	24	1	5	6	10	
Fredrik Lindquist	7	1999	8	0	0	0	2	-	-	-	-	-	
Willy Lindstrom	19	1983-85	163	40	41	81	58	53	12	17	29	22	
Charles Linglet	36	2009-10	5	0	0	0	2	-	-	-	-	-	
Ken Linseman	13	1983-84, 91	202	58	120	178	394	37	16	13	29	87	
KEEGAN LOWE	47	2017-18	2	0	0	0	0	-	-	-	-	-	
Kevin Lowe	4	1980-92, 97-98	1037	74	309	383	1236	172	9	43	52	156	
MILAN LUCIC	27	2016-18	164	33	51	84	130	13	2	4	6	20	
Dave Lumley	20,8	1980-87	386	90	140	230	582	61	6	8	14	131	
Mikko Luoma	26	2004	3	0	1	1	0	-	-	-	-	-	
Joffrey Lupul	15	2007	81	16	12	28	45	-	-	-	-	-	
Doug Lynch	44	2004	2	0	0	0	0	-	-	-	-	-	
Blair MacDonald	14	1980-81	131	65	72	137	33	3	0	3	3	0	
Steve MacIntyre	33	2009-11	60	2	1	3	140	-	-	-	-	-	
Norm Maciver	36	1990-92	79	8	39	47	65	31	1	6	7	18	
Craig MacTavish	14	1986-94	801	155	176	331	680	113	13	24	37	143	
Kari Makkonen	9	1980	9	2	2	4	0	-	-	-	-	-	
David Maley	12	1992-93	36	4	7	11	75	10	1	1	2	4	
Troy Mallette	12	1992	15	1	3	4	36	-	-	-	-	-	
BRAD MALONE	24	2017-18	7	0	0	0	6	-	-	-	-	-	
Kirk Maltby	18	1994-96	164	21	17	38	184	-	-	-	-	-	
Kent Manderville	19	1996	37	3	5	8	38	-	-	-	-	-	
Dave Manson	23, 24	1992-94	219	33	75	108	570	16	3	9	12	44	
Moe Mantha	20	1988	25	0	6	6	26	-	-	-	-	-	
Todd Marchant	36, 26	1994-2003	678	136	207	343	490	43	7	6	13	42	
Bryan Marchment	24	1995-98	216	7	37	44	576	3	0	0	0	4	
Martin Marincin	85	2013-15	85	1	10	11	32	-	-	-	-	-	
Gord Mark	34, 32, 6	1994-95	30	0	3	3	78	-	-	-	-	-	
Patrick Maroon	19	2015-18	154	49	37	86	189	13	3	5	8	28	
Terry Martin	18	1985	4	0	2	2	0	-	-	-	-	-	
Darcy Martini	34	1994	2	0	0	0	0	-	-	-	-	-	
Alan May	32	1989	3	1	0	1	7	-	-	-	-	-	
Dean McAmmond	37	1994-99	303	61	100	161	149	12	1	4	5	12	
Kevin McClelland	24	1984-90	428	56	94	150	1298	95	10	17	27	276	
CONNOR MCDAVID	97	2015-18	209	87	169	256	70	13	5	4	9	2	
Colin McDonald	57	2009	2	1	0	1	0	-	-	-	-	-	
Bill McDougall	41	1994	4	2	1	3	4	-	-	-	-	-	
Ryan McGill	34	1995	8	0	0	0	8	-	-	-	-	-	
Dan McGillis	18, 23, 33	1997-98	140	16	31	47	126	12	0	5	5	24	
Tom McMurphy	37	1988	9	4	1	5	8	-	-	-	-	-	
Marty McSorley	33	1986-88, 99	206	24	36	60	768	48	4	8	12	184	
Scott Mellanby	27	1992-93	149	38	44	82	344	16	2	1	3	29	
Larry Melnyk	28	1984-86	34	2	14	16	36	18	1	4	5	26	
Mark Messier	11	1980-91	851	392	642	1034	1122	166	80	135	215	175	
Scott Metcalfe	20, 34	1988	2	0	0	0	0	-	-	-	-	-	
Max Middendorf	26	1991	3	1	0	1	2	-	-	-	-	-	



PLAYER	JERSEY #	SEASONS	REGULAR SEASON					PLAYOFFS				
			GP	G	A	PTS	PIM	GP	G	A	PTS	PIM
Alexei Mikhnov	8	2007	2	0	0	0	0	-	-	-	-	-
Craig Millar	35, 32	1997-99	36	4	2	6	29	-	-	-	-	-
Andrew Miller	58	2014-16	15	1	5	6	0	-	-	-	-	-
Chris Minard	39	2009-10	5	0	1	1	0	-	-	-	-	-
John Miner	8	1988	14	2	3	5	16	-	-	-	-	-
Boris Mironov	20, 2	1994-99	320	42	118	160	444	24	5	11	16	43
Mike Moller	15, 25	1986-87	7	2	1	3	0	-	-	-	-	-
Barrie Moore	18, 20	1997	4	0	0	0	0	-	-	-	-	-
Ethan Moreau	18	1999-2004, 06-10	653	112	99	211	782	40	2	6	8	43
Johan Motin	58	2010	1	0	0	0	0	-	-	-	-	-
Bryan Muir	35, 6	1996-98	12	0	0	0	23	5	0	0	0	4
Craig Muni	28	1987-93	493	24	87	111	492	83	0	15	15	94
Don Murdoch	47	1980-81	50	15	11	26	22	3	2	0	2	0
Joe Murphy	8	1990-92	222	69	100	169	91	53	16	29	45	42
Rem Murray	17, 16, 22	1997-2002, 06	425	73	91	164	123	62	5	12	17	18
David Musil	87	2015-17	4	0	2	2	2	-	-	-	-	-
Frantisek Musil	8	1998-2001	69	1	7	8	46	8	0	0	0	8
Don Nachbaur	26	1983	4	0	0	0	17	2	0	0	0	7
Mark Napier	18, 65	1985-87	175	41	71	112	35	28	6	9	15	7
Petr Nedved	93	2004, 06	56	7	20	27	32	-	-	-	-	-
Lance Nethery	28	1982	3	0	2	2	2	-	-	-	-	-
Dan Newman	16	1980	10	3	1	4	0	-	-	-	-	-
Bernie Nicholls	9	1992-93	95	28	61	89	80	16	8	11	19	25
Janne Niinimaa	24, 44	1998-2003	399	34	154	188	419	26	1	5	6	22
Nikita Nikitin	86	2014-16	53	4	7	11	20	-	-	-	-	-
Kent Nilsson	15, 14	1987, 95	23	6	12	18	4	21	6	13	19	11
Robert Nilsson	12	2007-10	199	31	67	98	64	-	-	-	-	-
Jeff Norton	6	1996-97	92	6	27	33	58	-	-	-	-	-
RYAN NUGENT-HOPKINS	93	2011-18	457	119	194	313	142	13	0	4	4	2
DARNELL NURSE	25	2014-18	197	14	33	47	160	13	0	2	2	6
Ryan O'Marra	42	2009-11	24	1	5	6	13	-	-	-	-	-
Patrick O'Sullivan	19	2009-10	92	13	27	40	34	-	-	-	-	-
Adam Oates	77	2004	60	2	16	18	8	-	-	-	-	-
Selmar Odelein	16, 36	1986-89	18	0	2	2	35	-	-	-	-	-
Jordan Oesterle	82	2014-17	25	0	6	6	0	-	-	-	-	-
Roman Oksuita	28	1994-95	36	12	4	16	12	-	-	-	-	-
Fredrik Olausson	15	1994-96	108	9	35	44	54	-	-	-	-	-
David Oliver	20	1995-97	141	37	35	72	58	-	-	-	-	-
Linus Omark	23	2010-12, 14	66	8	22	30	34	-	-	-	-	-
Magnus Pajaarvi	91	2010-13	163	26	32	58	34	-	-	-	-	-
Iiro Pakarinen	61, 26	2014-18	134	10	13	23	18	1	0	0	0	0
Adam Pardy	6	2015-16	9	0	3	3	6	-	-	-	-	-
Scott Pearson	33	1994-95	100	20	22	42	219	-	-	-	-	-
Michael Peca	37	2006	71	9	14	23	56	24	6	5	11	20
Theo Peckham	49, 24	2008-13	160	4	13	17	388	-	-	-	-	-
Dustin Penner	27	2008-11	304	94	93	187	189	-	-	-	-	-
David Perron	57	2013-15	116	33	43	76	110	-	-	-	-	-
Toby Petersen	45, 20	2006-07	64	6	9	15	4	2	1	0	1	0
Richard Petiot	37	2010	2	0	0	0	2	-	-	-	-	-
Michel Petit	8	1997	18	2	4	6	20	-	-	-	-	-
Lennart Petrell	37	2011-13	95	7	11	18	49	-	-	-	-	-
Jeff Petry	58, 2	2010-15	295	17	57	74	139	-	-	-	-	-
Michel Picard	12	2000	2	0	0	0	2	-	-	-	-	-
Steve Pinizzotto	13	2013-15	24	2	4	6	45	-	-	-	-	-
Ales Pisa	45, 8	2002-03	50	1	3	4	26	-	-	-	-	-
Fernando Pisani	34	2003-04, 06-10	402	80	73	153	190	30	15	4	19	12
Joni Pitkanen	25	2008	63	8	18	26	56	-	-	-	-	-
Tyler Pitlick	68, 15	2013-17	58	11	3	14	10	-	-	-	-	-



PLAYER	JERSEY #	SEASONS	GP	REGULAR SEASON					PIM	PLAYOFFS				
				G	A	PTS				GP	G	A	PTS	PIM
Domenic Pittis	14	2001-02	69	4	11	15		57		3	0	0	0	2
Alex Plante	48	2010-12	10	0	2	2		15		-	-	-	-	-
Jim Playfair	5, 29	1984	2	1	1	2		2		-	-	-	-	-
Walt Poddubny	14	1982	4	0	0	0		0		-	-	-	-	-
Shjon Podein	26	1993-94	68	16	11	27		33		-	-	-	-	-
Paul Popiel	22	1980	10	0	0	0		0		-	-	-	-	-
Tom Poti	5	1999-2002	285	27	78	105		209		15	0	4	4	4
Corey Potter	44	2011-14	111	7	23	30		51		-	-	-	-	-
Ryan Potulny	21, 16	2009-10	72	15	20	35		28		-	-	-	-	-
Benoit Pouliot	67	2014-17	180	41	43	84		92		13	0	0	0	4
Marc-Antoine Pouliot	36, 78	2006-10	176	21	32	53		74		-	-	-	-	-
Jaroslav Pouzar	10, 20	1983-85, 87	186	34	48	82		135		29	6	4	10	16
Pat Price	26	1980-81	134	19	45	64		327		3	0	0	0	11
Chris Pronger	44	2006	80	12	44	56		74		24	5	16	21	26
JESSE PULJUJARVI	98	2016-18	93	13	15	28		24		-	-	-	-	-
Teddy Purcell	16	2014-16	143	23	43	66		34		-	-	-	-	-
TY RATTIE	8	2017-18	14	5	4	9		2		-	-	-	-	-
Marty Reasoner	15, 19	2002-04, 06-08	351	45	76	121		209		6	1	0	1	2
Liam Reddox	85	2008-10	56	5	9	14		14		-	-	-	-	-
Craig Redmond	26	1989	21	3	10	13		12		-	-	-	-	-
Griffin Reinhart	8	2015-17	29	0	1	1		20		1	0	1	1	0
Todd Reirden	46	1999	17	2	3	5		20		-	-	-	-	-
Steve Rice	15, 12	1992-94	94	19	20	39		66		-	-	-	-	-
Luke Richardson	22	1992-97	436	13	65	78		630		28	0	7	7	59
Michel Riesen	34	2001	12	0	1	1		4		-	-	-	-	-
Jani Rita	46, 14, 22	2002-04, 06	36	6	1	7		6		-	-	-	-	-
David Roberts	15	1996	6	2	4	6		6		-	-	-	-	-
Bert Robertsson	14	2000	52	0	4	4		34		5	0	0	0	0
Bryan Rodney	19	2012	1	0	0	0		0		-	-	-	-	-
Mike Rogers	19	1986	8	1	0	1		0		-	-	-	-	-
Tom Roulston	23, 24	1981-84	137	36	32	68		64		18	2	2	4	2
Allan Rourke	52	2008	13	0	0	0		5		-	-	-	-	-
Derek Roy	8	2015	46	11	11	22		22		-	-	-	-	-
Mathieu Roy	12, 36	2006-08	30	2	1	3		57		-	-	-	-	-
Martin Rucinsky	23	1992	2	0	0	0		0		-	-	-	-	-
Reijo Ruotsalainen	29, 26	1987, 90	26	6	15	21		12		43	4	16	20	22
KRIS RUSSELL	4	2016-18	146	5	29	34		31		13	0	4	4	4
Vladimir Ruzicka	29	1990	25	11	6	17		10		-	-	-	-	-
Tony Salmelainen	42	2004	13	0	1	1		4		-	-	-	-	-
Sergei Samsonov	12	2006	19	5	11	16		6		24	4	11	15	14
Geoff Sanderson	8	2008	41	3	10	13		16		-	-	-	-	-
Terran Sandwith	38	1998	8	0	0	0		6		-	-	-	-	-
Peter Sarno	33	2004	6	1	0	1		2		-	-	-	-	-
Miroslav Satan	32, 18	1996-97	126	35	28	63		44		-	-	-	-	-
Bobby Schmautz	16	1980	29	8	8	16		20		-	-	-	-	-
Rob Schremp	44, 88	2007-09	7	0	3	3		2		-	-	-	-	-
Justin Schultz	19	2012-16	248	28	73	101		50		-	-	-	-	-
Nick Schultz	15	2011-14	128	1	16	17		58		-	-	-	-	-
ANDREJ SEKERA	2	2015-18	197	14	59	73		36		11	1	2	3	2
Alexander Selivanov	28, 29	1999-2000	96	35	26	61		70		7	0	1	1	10
Dave Semenko	27	1980-87	454	59	77	136		976		69	6	6	12	193
Alexei Semenov	5	2003-04, 06	103	4	10	14		107		6	0	0	0	0
Anatoli Semenov	19	1990-92	116	35	38	73		42		22	6	6	12	12
Tim Sestito	62	2009	1	0	0	0		0		-	-	-	-	-
David Shaw	26	1992	12	1	1	2		8		-	-	-	-	-
Gord Sherven	8, 28	1984-86	44	11	8	19		14		-	-	-	-	-
Ron Shudra	27	1988	10	0	5	5		6		-	-	-	-	-
Risto Siltanen	8	1980-82	206	38	113	151		104		16	5	2	7	20



PLAYER	JERSEY #	SEASONS	REGULAR SEASON					PLAYOFFS				
			GP	G	A	PTS	PIM	GP	G	A	PTS	PIM
Trevor Sim	15	1990	3	0	1	1	2	-	-	-	-	-
Craig Simpson	18	1988-93	419	185	180	365	475	67	36	32	68	56
Dillon Simpson	79	2016-17	3	0	0	0	2	-	-	-	-	-
Jiri Slegr	28	1995-96	60	5	18	23	88	-	-	-	-	-
ANTON SLEPYSHEV	42, 58	2015-18	102	10	13	23	14	12	3	0	3	4
Ladislav Smid	5	2007-14	474	11	54	65	391	-	-	-	-	-
Dan Smith	6	2006	7	0	0	0	7	-	-	-	-	-
Doug Smith	8	1989	19	1	1	2	9	-	-	-	-	-
Geoff Smith	25	1990-94	306	11	56	67	192	12	0	1	1	6
Jason Smith	21	1999-2004, 06-07	542	31	82	113	643	45	1	8	9	49
Steve Smith	5	1985-91	385	46	172	218	1080	87	10	29	39	216
Jerred Smithson	52	2012-13	10	1	0	1	2	-	-	-	-	-
Ryan Smyth	10, 94	1995-2004, 06-07, 11-14	971	296	335	631	773	68	22	21	43	76
Ken Solheim	28	1986	6	1	0	1	5	-	-	-	-	-
Roy Sommer	28	1981	3	1	0	1	7	-	-	-	-	-
Sheldon Souray	44	2008-10	144	30	46	76	199	-	-	-	-	-
Jaroslav Spacek	6	2006	31	5	14	19	24	24	3	11	14	24
Tomas Srsen	15	1991	2	0	0	0	0	-	-	-	-	-
Steve Staios	24	2002-04, 06-10	573	35	111	146	743	30	1	5	6	32
Nick Stajduhar	23	1996	2	0	0	0	4	-	-	-	-	-
Mike Stapleton	28, 25	1994-95	69	11	20	31	49	-	-	-	-	-
Yan Stastny	42	2006	3	0	0	0	0	-	-	-	-	-
Jarret Stoll	36, 16	2003-04, 06-08	286	59	106	165	238	24	4	6	10	24
Ryan Stone	32	2009-10	27	0	6	6	48	-	-	-	-	-
Zack Stortini	46	2007-11	256	14	27	41	718	-	-	-	-	-
RYAN STROME	18	2017-18	82	13	21	34	33	-	-	-	-	-
Jason Strudwick	43	2009-11	186	2	10	12	133	-	-	-	-	-
Todd Strueby	28, 25, 26	1982-84	5	0	1	1	2	-	-	-	-	-
Raimo Summanen	25	1984-87	132	30	33	63	33	10	2	5	7	0
Andy Sutton	25	2011-12	52	3	7	10	80	-	-	-	-	-
Ken Sutton	40, 6	1995-96	44	3	9	12	51	-	-	-	-	-
Brian Swanson	37	2001-03	68	4	12	16	16	-	-	-	-	-
Petr Sykora	71	2007	82	22	31	53	40	-	-	-	-	-
Danny Syvret	28, 40	2006-07	26	0	1	1	12	-	-	-	-	-
Dick Tarnstrom	23	2006, 08	51	2	7	9	64	12	0	2	2	10
Colten Teubert	33	2011-12	24	0	1	1	25	-	-	-	-	-
Patrick Thoresen	28	2007-08	85	6	13	19	58	-	-	-	-	-
Scott Thornton	17, 15	1992-96	209	23	30	53	385	1	0	0	0	0
Alex Tidey	15	1980	5	0	0	0	8	-	-	-	-	-
Esa Tikkanen	14, 10	1985-93	522	178	258	436	759	114	51	46	97	171
German Titov	13	2000	7	0	4	4	4	5	1	1	2	0
Daniel Tjarnqvist	29	2007	37	3	12	15	30	-	-	-	-	-
Mike Toal	25	1980	3	0	0	0	0	-	-	-	-	-
Kevin Todd	15	1993	25	4	9	13	10	-	-	-	-	-
Raffi Torres	14	2004, 06-08	276	67	53	120	239	22	4	7	11	16
Marko Tuomainen	33	1995	4	0	0	0	0	-	-	-	-	-
Igor Ulanov	2, 55	2000-01, 04, 06	160	11	42	53	157	11	0	0	0	10
Garry Unger	77	1981-83	75	9	13	22	83	13	1	0	1	25
Shaun Van Allen	26, 20	1991, 93	23	1	4	5	6	-	-	-	-	-
Wayne Van Dorp	8	1987	3	0	0	0	25	3	0	0	0	2
Jim Vandermeer	2	2010-11	62	2	12	14	74	-	-	-	-	-
Chris Vandevelde	54	2011-13	28	1	2	3	18	-	-	-	-	-
Lubomir Visnovsky	71	2009	50	8	23	31	30	-	-	-	-	-
Vladimir Vorobiev	34	1999	2	2	0	2	2	1	0	0	0	0
Vladimir Vujtek	23	1993-94	70	5	25	30	22	-	-	-	-	-
Igor Vyazmikin	29	1991	4	1	0	1	0	-	-	-	-	-
Nathan Walker	12	2017-18	2	0	0	0	2	-	-	-	-	-
Mike Ware	34	1989-90	5	0	1	1	15	-	-	-	-	-



PLAYER	JERSEY #	SEASONS	REGULAR SEASON					PLAYOFFS				
			GP	G	A	PTS	PIM	GP	G	A	PTS	PIM
Mike Watt	9	1998	14	1	2	3	4	-	-	-	-	-
Doug Weight	42, 39	1993-2001	588	157	420	577	445	39	10	23	33	58
Stan Weir	21	1980-82	200	48	66	114	93	10	0	0	0	4
Brad Werenka	36, 5	1993-94	42	5	7	12	38	-	-	-	-	-
Peter White	27	1994-96	61	10	12	22	2	-	-	-	-	-
Ray Whitney	8	1998	9	1	3	4	0	-	-	-	-	-
Ryan Whitney	6	2010-12	105	8	50	58	71	-	-	-	-	-
Jim Wiemer	23, 32	1988	12	1	2	3	15	2	0	0	0	2
Brad Winchester	26	2006-07	78	4	6	10	107	10	1	2	3	4
Tyler Wright	19, 12	1993-96	41	3	1	4	70	-	-	-	-	-
Bogdan Yakimov	36	2014	1	0	0	0	0	-	-	-	-	-
Nail Yakupov	64, 10	2012-16	252	50	61	111	102	-	-	-	-	-
KAILER YAMAMOTO	56	2017-18	9	0	3	3	2	-	-	-	-	-
Mike York	16	2002-04	144	40	57	97	25	6	0	2	2	2
Bryan Young	76	2007-08	17	0	0	0	10	-	-	-	-	-
Brad Zavisha	20	1994	2	0	0	0	0	-	-	-	-	-
Valeri Zelepukin	21	1998	33	2	10	12	57	8	1	2	3	2
Sergei Zholtok	34	2001	37	4	16	20	22	3	0	0	0	0



EDMONTON OILERS ALL-TIME NHL ROSTER (GOALTENDERS) – 1979-80 TO 2017-18

NAME	JERSEY #	SEASONS	REGULAR SEASON							PLAYOFFS												
			GP	MIN	GA	GAA	SOG	SV%	W	LT/OTL	A	PIM	GP	MIN	GA	GAA	SOG	SV%	W	L	A	PIM
Richard Bachman	30, 32	2013-15	10	456	22	2.89	251	0.912	3	4	1	0	0	-	-	-	-	-	-	-	-	-
Marco Baron	33	1985	1	33	2	3.64	9	0.778	0	1	0	0	0	-	-	-	-	-	-	-	-	
Fred Brathwaite	31, 40	1994-96	40	1,876	110	3.52	955	0.885	5	17	4	0	2	-	-	-	-	-	-	-	-	
Laurent Brossoit	1	2015-17	28	1,432	71	2.98	689	0.897	7	13	2	0	1	1	28	2	4.44	6	0.750	0	0	0
Ilya Bryzgalov	80	2013-14	20	1,135	57	3.01	622	0.908	5	8	5	0	0	-	-	-	-	-	-	-	-	
Tyler Bunz	34	2015	1	20	3	9.00	12	0.750	0	0	0	0	0	-	-	-	-	-	-	-	-	
Ty Conklin	1, 29	2002, 04, 06	60	3,156	131	2.49	1384	0.905	27	19	5	0	19	1	6	1	10.00	3	0.667	0	1	0
Jim Corsi	35	1980	26	1,366	83	3.65	659	0.874	8	14	3	3	6	-	-	-	-	-	-	-	-	
Wayne Cowley	1	1994	1	57	3	3.16	35	0.914	0	1	0	0	0	-	-	-	-	-	-	-	-	
Don Cutts	1	1980	6	269	16	3.57	142	0.887	1	2	1	0	6	-	-	-	-	-	-	-	-	
Yann Danis	34	2012-13	3	142	9	3.80	71	0.873	1	0	0	0	0	-	-	-	-	-	-	-	-	
Jeff Deslauriers	38	2009-10	58	3,338	182	3.27	1831	0.901	20	31	4	4	8	-	-	-	-	-	-	-	-	
Dave Dryden	28	1980	14	744	53	4.27	351	0.849	2	7	3	0	0	-	-	-	-	-	-	-	-	
Deavn Dubnyk	40	2009-14	171	9,568	459	2.88	5079	0.910	61	76	21	0	0	-	-	-	-	-	-	-	-	
Bob Dupuis	33	1980	1	60	4	4.00	35	0.886	0	1	0	0	0	-	-	-	-	-	-	-	-	
Gary Edwards	33	1981	15	729	44	3.62	327	0.865	5	3	4	2	0	1	20	2	6.00	6	0.667	0	0	0
Bob Essensa	30	1997-99	74	3,784	172	2.73	1784	0.904	22	28	7	1	4	1	27	11	2.26	11	0.909	0	0	0
Randy Exelby	35	1990	1	60	5	5.00	30	0.833	0	1	0	0	0	-	-	-	-	-	-	-	-	
Viktor Fasth	35	2013-15	33	1,732	94	3.26	890	0.894	9	18	4	0	0	-	-	-	-	-	-	-	-	
Norm Foster	33	1992	10	439	20	2.73	183	0.891	5	3	0	0	2	-	-	-	-	-	-	-	-	
Grant Fuhr	1, 31	1982-1991	423	23,910	1470	3.69	10026	0.882	226	117	54	36	48	111	6,528	330	3.023	161	0.896	74	32	12
Joaquin Gage	1, 31	1995-96, 2001	23	1,076	67	3.74	515	0.870	4	12	1	1	4	-	-	-	-	-	-	-	-	
Mathieu Garon	32	2008-09	62	3,473	161	2.78	1767	0.909	32	26	1	0	8	-	-	-	-	-	-	-	-	
Martin Gerber	29	2011	3	185	4	1.30	95	0.958	3	0	0	1	0	-	-	-	-	-	-	-	-	
Mike Greenlay	35	1990	2	20	4	12.00	17	0.765	0	0	0	1	0	-	-	-	-	-	-	-	-	
Jonas Gustavsson	40	2016-17	7	329	17	3.10	139	0.878	1	3	1	0	0	-	-	-	-	-	-	-	-	
Peter Ing	1	1992	12	463	33	4.28	252	0.869	3	4	0	3	0	-	-	-	-	-	-	-	-	
Curtis Joseph	31	1996-98	177	10,168	492	2.90	5016	0.902	76	76	20	5	28	24	1,483	59	2.39	724	0.918	10	14	0
Nikolai Khabibulin	35	2009-13	117	6,735	337	3.00	3481	0.903	33	67	14	0	4	-	-	-	-	-	-	-	-	
Jason Labarebera	1	2013-14	7	348	19	3.28	146	0.870	1	3	0	0	0	-	-	-	-	-	-	-	-	
Peter Lopresti	1	1981	2	105	8	4.57	45	0.822	0	1	0	0	0	-	-	-	-	-	-	-	-	
Ron Low	30	1980-83	67	3,568	240	4.04	1855	0.871	30	23	5	4	2	3	212	12	3.40	127	0.905	0	3	0
Jussi Markkanen	30	2002-04, 06-07	102	5,366	244	2.73	2381	0.898	35	35	14	2	4	7	374	14	2.24	149	0.906	3	3	0
Lindsay Middlebrook	33	1983	1	60	3	3.00	33	0.909	1	0	0	0	0	-	-	-	-	-	-	-	-	
Mike Minard	1	2000	1	60	3	3.00	36	0.917	1	0	0	0	0	-	-	-	-	-	-	-	-	
Eddie Mio	31	1980-81	77	4,104	275	4.02	2072	0.867	25	28	14	6	10	-	-	-	-	-	-	-	-	
AL MONTOYA	35	2017-18	9	469	23	2.94	244	0.906	2	2	2	1	0	-	-	-	-	-	-	-	-	
Andy Moog	35	1981-87	235	12,901	777	3.61	4927	0.887	143	53	21	11	46	37	1,938	101	3.12	908	0.889	23	9	1
Mike Morrison	1	2006	21	892	42	2.83	361	0.884	10	4	2	0	2	-	-	-	-	-	-	-	-	
Anders Nilsson	39	2015-16	26	1,413	74	3.14	745	0.901	10	12	2	1	4	-	-	-	-	-	-	-	-	
Steve Passmore	29	1999	6	362	17	2.82	183	0.907	1	4	1	1	2	-	-	-	-	-	-	-	-	
Bill Ranford	30	1988-96, 2000	449	25,004	1463	3.51	12971	0.887	167	193	54	19	46	41	2,445	118	2.901	233	0.904			2
Daryl Reaugh	32, 29	1985, 88	7	236	19	4.83	149	0.872	1	2	0	0	0	-	-	-	-	-	-	-	-	
Eldon Reddick	33	1990-91	13	724	40	3.31	342	0.883	5	6	2	0	0	1	2	0	0.00	1	1.000	0	0	0
Dwayne Roloson	35	2006-09	193	11,032	512	2.78	5623	0.909	78	82	24	6	26	18	1,160	45	2.33	618	0.927	12	5	2
Dominic Roussel	30	2001	8	348	21	3.62	151	0.861	1	4	0	0	2	-	-	-	-	-	-	-	-	
Tommy Salo	35	1999-2004	334	19,564	796	2.44	8455	0.906	147	128	51	4	20	21	1,342	58	2.60	630	0.908	5	16	1
Ben Scrivens	30	2013-15	78	4,463	232	3.12	2283	0.898	24	37	11	1	0	-	-	-	-	-	-	-	-	
Mikhail Shtalenkov	35	1999	34	1,819	81	2.67	782	0.896	12	17	3	0	2	-	-	-	-	-	-	-	-	
Warren Skorodenski	30	1988	3	61	7	6.89	25	0.720	0	0	0	0	0	-	-	-	-	-	-	-	-	
Kari Takko	1	1991	11	529	37	4.20	279	0.867	4	4	0	1	0	-	-	-	-	-	-	-	-	
CAM TALBOT	33	2015-18	196	11,247	496	2.65	5801	0.914	94	80	16	2	12	13	800	33	2.48	437	0.924	7	6	1
Ron Tugnutt	1, 32	1992-93	29	1,462	103	4.23	840	0.877	10	13	2	0	4	2	60	3	3.00	34	0.912	0	0	0
Stephen Valiquette	40	2004	1	14	2	8.57	7	0.714	0	0	0	0	0	-	-	-	-	-	-	-	-	
Mike Zanier	30	1985	3	185	12	3.89	100	0.880	1	1	1	0	0	-	-	-	-	-	-	-	-	



EDMONTON OILERS
AT THE NHL DRAFT



EDMONTON OILERS ENTRY DRAFT SELECTIONS

	ROUND	NO.	POS.	AGE	LAST AMATEUR CLUB
1979					
LOWE, Kevin	1	21	D	20	Quebec Remparts (QMJHL)
MESSIER, Mark	3	48	LW	18	St. Albert Saints (AJHL)
ANDERSON, Glenn	4	69	RW	19	University of Denver (WCHA)
KOSTOVICH, Maxwell	4	84	LW	20	Portland Winter Hawks (WHL)
TOAL, Mike	5	105	C	20	Portland Winter Hawks (WHL)
BARNES, Blair	6	126	RW	19	Windsor Spitfires (OHL)
1980					
COFFEY, Paul	1	6	D	19	Kitchener Rangers (OHL)
BABCOCK, Shawn	3	48	RW	18	Windsor Spitfires (OHL)
KURRI, Jari	4	69	RW	20	Jokerit (Finland)
PODDUBNY, Walt	5	90	C/LW	20	Kingston Canadians (OHL)
WINTHER, Mike	6	111	C	19	Brandon Wheat Kings (WHL)
MOOG, Andy	7	132	G	20	Billings Bighorns (WHL)
POLMAN TUIN, Rob	8	153	G	20	Michigan Tech (WCHA)
PETERSSON, Lars-Gunnar	9	174	LW	20	Lulea H.F. (Sweden)
1981					
FUHR, Grant	1	8	G	18	Victoria Cougars (WHL)
STRUEBY, Todd	2	29	LW	18	Regina Pats (WHL)
HOUCK, Paul	4	71	RW	18	Kelowna Buckaroos (BCJHL)
DROUILLARD, Phil	5	92	LW	18	Niagara Falls Flyers (OHL)
SMITH, Steve	6	111	RW	18	London Knights (OHL)
HABSCHEID, Marc	6	113	C	18	Saskatoon Blades (WHL)
STURGEON, Mike	8	155	D	18	Kelowna Buckaroos (BCJHL)
HORAVA, Miloslav	9	176	D	19	Czechoslovakia
SHERVEN, Gord	10	197	C	18	Weyburn Red Wings (SJHL)
1982					
PLAYFAIR, Jim	1	20	D	18	Portland Winter Hawks (WHL)
GRAVES, Steve	2	41	LW	18	Sault Ste. Marie Greyhounds (OHL)
LONEY, Brent	3	62	LW	18	Cornwall Royals (OHL)
POUZAR, Jaroslav	4	83	LW	31	Czechoslovakia
BOETTGER, Dwayne	5	104	D	19	Toronto Marlboros (OHL)
SUMMANEN, Raimo	6	125	L/RW	20	Keiko-Reipas (Finland)
SMALL, Brian	7	146	RW	18	Ottawa 67's (OHL)
CLARK, Dean	8	167	D	18	St. Albert Saints (AJHL)
WOOD, Ian	9	188	G	18	Penticton Knights (BCJHL)
DION, Grant	10	209	D	18	Cowichan Valley (BCJHL)
SMITH, Chris	11	230	G	20	Regina Pats (WHL)
CRAWFORD, Jeff	12	251	LW	20	Regina Pats (WHL)
1983					
BEUKEBOOM, Jeff	1	19	D	18	Sault Ste. Marie Greyhounds (OHL)
GOLDEN, Mike	2	40	C	18	Reading High School (US HS)
FLANAGAN, Mike	3	61	D	18	Acton-Boxboro High School (US HS)
TIKKANEN, Esa	4	82	LW/C	18	Helsinki IFK Juniors (Finland)
BARBER, Don	6	124	LW	19	Kelowna Buckaroos (WHL)
DERKATCH, Dale	7	145	C	18	Regina Pats (WHL)
VOS, Ralph	8	166	LW	18	Abbotsford Flyers (BCJHL)
ROACH, Dave	9	187	G	18	New Westminster Royals (BCJHL)
YADLOWSKI, Warren	10	208	C	17	Calgary Wranglers (WHL)
MINER, John	11	229	D	17	Regina Pats (WHL)
WOODBURN, Steve	12	250	D	19	Verdun Juniors (QMJHL)



	ROUND	NO.	POS.	AGE	LAST AMATEUR CLUB
1984					
ODELEIN, Selmar	1	21	D	18	Regina Pats (WHL)
REAUGH, Daryl	2	42	G	19	Kamloops Oilers (WHL)
NORMAN, Todd	3	63	C	18	Hill Murray HS (US HS)
NOVAK, Rich	4	84	RW	18	Richmond (BCJHL)
LAMBERT, Richard	5	105	LW	18	Henry Carr (Jr. B)
VIVEIROS, Emanuel	6	106	D	18	Prince Albert Raiders (WHL)
DORNIC, Ivan	6	126	LW	22	Dukla Trencin (Czech)
RIIHUJARVI, Heikki	7	147	D	18	Kiekko-Espoo (Finland)
EWEN, Todd	8	168	RW	18	New Westminster Bruins (WHL)
CURTIS, Joel	10	209	LW	18	Oshawa Generals (OHL)
WHEELDON, Simon	11	229	C	18	Victoria Cougars (WHL)
GANI, Darren	12	250	D	19	Belleville Bulls (OHL)
1985					
METCALFE, Scott	1	20	LW	18	Kingston Canadians (OHL)
CARNELLEY, Todd	2	41	D	18	Kamloops Blazers (WHL)
WARE, Mike	3	62	D	18	Hamilton Steelhawks (OHL)
KAPUSTA, Tomas	5	104	C	18	Gottwaldov (Czech)
TESSIER, Brian	6	125	G	18	North Bay Centennials (OHL)
TYERS, Shawn	7	146	RW	18	Kitchener Rangers (OHL)
FAIRFIELD, Tony	8	167	RW	17	St. Albert Saints (AJHL)
BUCHBERGER, Kelly	9	188	LW	18	Moose Jaw Warriors (WHL)
BARBE, Mario	10	209	D	18	Chicoutimi Saguenéens (QMJHL)
HEADON, Peter	11	230	C	18	Notre Dame High School (SJHL)
HALEY, John	12	251	G	18	Hull High School (US HS)
1986					
ISSEL, Kim	1	21	RW	18	Prince Albert Raiders (WHL)
NICHOLS, Jamie	2	42	LW	18	Portland Winter Hawks (WHL)
SHUDRA, Ron	3	63	D	18	Kamloops Blazers (WHL)
CURRIE, Dan	4	84	LW	18	Sault Ste. Marie Greyhounds (OHL)
HAAS, David	5	105	LW	18	London Knights (OHL)
ENNIS, Jim	6	126	D	18	Boston University Terriers (HE)
MATULIK, Ivan	7	147	LW	18	Slovan Bratislava (Czech)
BEAULIEU, Nicolas	8	168	LW	18	Drummondville Voltigeurs (QMJHL)
GREENLAY, Mike	9	189	G	17	Calgary Midgets "AAA"
LANZA, Matt	10	210	D	18	Winthrop High School (US HS)
BOZIK, Mojmir	11	231	D	24	Kosice (Czechoslovakia)
HAND, Tony	12	252	C	18	Murrayfield Racers (Scotland)
1987					
SOBERLAK, Peter	1	21	LW	18	Swift Current Broncos (WHL)
WERENKA, Brad	2	42	D	18	Northern Michigan U (WCHA)
SMITH, Geoff	3	63	D	18	St. Albert Saints (AJHL)
ERIKSSON, Peter	4	64	LW	21	HV 71 (Sweden)
Van ALLEN, Shaun	5	105	C	19	Saskatoon Blades (WHL)
TOUPAL, Radek	6	126	RW	19	Ceske Motor Budejovice (Czech)
SRSEN, Tomas	7	147	LW	19	Zetr Brno (Czech)
ELLINGSEN, Age	8	168	D	24	Storhamer (Norway)
ARMSTRONG, Gavin	9	189	G	18	RPI Engineers (ECAC)
TINKHAM, Mike	10	210	RW	18	Newburyport High School (US HS)
PAULETTI, Jeff	11	231	D	18	U of Minnesota (WCHA)
DUUS, Jesper	12	241	D	19	Rodovre SK (Denmark)
VYAZMIKIN, Igor	12	252	RW/LW	19	Central Red Army (USSR)



	ROUND	NO.	POS.	AGE	LAST AMATEUR CLUB
1988					
LEROUX, Francois	1	19	D	18	St. Jean Castors (QMJHL)
KOIVUNEN, Petro	2	39	C	18	K-Espoo (Finland)
SIM, Trevor	3	53	C	18	Seattle Thunderbirds (WHL)
BAUER, Collin	3	61	D	17	Saskatoon Blades (WHL)
BRAUER, Cam	4	82	D	18	RPI Engineers (ECAC)
MARTIN, Don	5	103	LW	20	London Knights (OHL)
BARRIE, Len	6	124	RW	19	Victoria Cougars (WHL)
GLOVER, Mike	7	145	RW	19	Sault Ste. Marie Greyhounds (OHL)
PODEIN, Shjon	8	166	C	20	U of Minnesota-Duluth (WCHA)
COLE, Tim	9	187	G	19	Woburn H.S. (US HS)
ZUBKOV, Vladimir	10	208	D	30	Central Red Army (USSR)
MacDONALD, Darin	11	229	LW	18	Boston University (HE)
TISDALE, Tim	12	250	C	20	Swift Current Broncos (WHL)
1989					
SOULES, Jason	1	15	D	18	Niagara Falls Thunder (OHL)
BORGÓ, Richard	2	36	RW	18	Kitchener Rangers (OHL)
BERANEK, Josef	4	78	C	19	Litvinov (Czech)
WHITE, Peter	5	92	LW	20	Michigan State University (CCHA)
SEMENTOV, Anatoli	6	120	C	27	Moscow Dynamo (USSR)
PAYNE, Davis	7	140	LW	18	Michigan Tech University (WCHA)
YASHIN, Sergei	7	141	LW	27	Moscow Dynamo (USSR)
MARTINI, Darcy	8	162	D	20	Michigan Tech University (WCHA)
BOZEK, Roman	11	225	RW	25	Budejovice (Czech)
1990					
ALLISON, Scott	1	17	C	18	Prince Albert Raiders (WHL)
LEGAULT, Alexandre	2	38	RW	18	Boston University (HE)
CROWLEY, Joe	3	59	LW	18	Lawrence Academy (US HS)
BLAIN, Joel	4	67	LW	18	Hull Olympiques (QMJHL)
LOUDER, Greg	5	101	G	18	Cushing Academy (US HS)
SAILYNOJA, Keijo	6	122	LW	20	Jokerit (Finland)
POWER, Mike	7	143	G	19	Western Michigan U (CCHA)
MEJZLIK, Roman	8	164	LW/C	22	Dukla Jihlava (Czech)
ZEMLICKA, Richard	9	185	LW/RW	26	Sparta Praha (Czech)
KORINEK, Petr	10	206	C	24	Skoda Plzen (Czech)
NUUTINEN, Sami	12	248	D	19	K-Espoo (Finland)
1991					
WRIGHT, Tyler	1	12	C	18	Swift Current Broncos (WHL)
RUCINSKY, Martin	1	20	LW	20	Litvinov (Czech)
VERNER, Andrew	2	34	G	18	Peterborough Petes (OHL)
BREEN, George	3	56	RW	17	Cushing Academy (US HS)
NOBILI, Mario	4	78	LW	20	Longueuil (QMJHL)
HAGGERTY, Ryan	5	93	C	18	Westminster (US HS)
OLIVER, David	7	144	RW	20	U of Michigan (CCHA)
KITCHING, Gary	8	166	C	20	Thunder Bay (USJHL)
BARLIE, Vegar	10	210	RW	18	Valerengen (Norway)
BELOSHEIKEN, Evgeny	11	232	G	25	Central Red Army (USSR)
RIIHUJARVI, Juha	12	254	RW	21	Oulu Karpat (Finland)
1992					
HULBIG, Joe	1	13	LW	18	St. Sebastian's (US HS)
REICHEL, Martin	2	37	RW	18	Freiburg (Germany)
ROY, Simon	3	61	D	18	Shawinigan Cataractes (QMJHL)
MALTBY, Kirk	3	65	RW	19	Owen Sound Platers (OHL)
INTRAMUOVO, Ralph	4	96	C	18	Sault Ste. Marie Greyhounds (OHL)
GAGE, Joaquin	5	109	G	18	Portland Winter Hawks (WHL)



	ROUND	NO.	POS.	AGE	LAST AMATEUR CLUB
GIBSON, Steve	7	157	LW	19	Windsor Spitfires (OHL)
SHIM, Kyuin	8	181	RW	18	Sherwood Park Crusaders (AJHL)
SCHMIDT, Colin	8	190	C	18	Regina Midgets (Midget)
TUOMAINEN, Marko	9	205	RW	20	Clarkson University (ECAC)
RASMUSSEN, Bryan	11	253	LW	18	St. Louis Park (US HS)

1993

ARNOTT, Jason	1	7	C	18	Oshawa Generals (OHL)
STAJDUHAR, Nick	1	16	D	18	London Knights (OHL)
VYBORNÝ, David	2	33	C	18	Sparta Praha (Czech Republic)
PADEN, Kevin	3	59	C	18	Detroit Jr. Red Wings (OHL)
KERCH, Alexander	3	60	RW	26	Dynamo Riga (CIS)
SATAN, Miroslav	5	111	C	18	Dukla Trenčín (Slovakia)
ZHURIK, Alexander	7	163	D	18	Dynamo Minsk (CIS)
BAKULA, Martin	8	189	D	23	U of Alaska-Anchorage (WCHA)
NORTON, Brad	9	215	D	18	Cushing Academy (US HS)
MALTSEV, Oleg	10	241	LW	30	Chelyabinsk (CIS)
BYAKIN, Ilja	11	267	D	30	Landshut (Germany)

1994

BONSIGNORE, Jason	1	4	C	18	Niagara Falls Thunder (OHL)
SMYTH, Ryan	1	6	LW	18	Moose Jaw Warriors (WHL)
WATT, Mike	2	32	LW	18	Stratford (OHA Jr. B)
NEILSON, Corey	3	53	D	17	North Bay Centennials (OHL)
SYMES, Brad	3	60	D	18	Portland Winter Hawks (WHL)
COPELAND, Adam	4	79	RW	18	Burlington (OHA Jr. B)
TARVAINEN, Jussi	4	95	C	18	KaIPA Kuopio (Finland)
GASKINS, Jon	5	110	D	18	Dubuque (USJHL)
MARCHANT, Terry	6	136	LW	18	Niagara (NAJHL)
SHEPTAK, Curtis	7	160	LW	19	Olds Grizzlies (AJHL)
SHULGA, Dimitrius	7	162	RW	18	Tivoli Minsk (CIS)
WICKENHEISER, Chris	7	179	G	18	Red Deer Rebels (WHL)
GUINN, Rob	8	185	D	18	Newmarket Royals (OHL)
REID, Jason	8	188	D	18	St. Andrew's (CHS)
JABLONSKI, Jeremy	9	214	G	19	Victoria Cougars (WHL)
BENYSEK, Ladislav	11	266	D	19	Olomouc (Czech)

1995

KELLY, Steve	1	6	C	18	Prince Albert Raiders (WHL)
LARAQUE, Georges	2	31	RW	18	St. Jean Lynx (QMJHL)
ZIB, Lukas	3	57	D	18	HC Ceske Budejovice (Czech)
MINARD, Mike	4	83	G	18	Chilliwack Chiefs (BCJHL)
SNOPEK, Jan	5	109	D	19	Oshawa Generals (OHL)
CERVEN, Martin	7	161	C	18	Dukla Trenčín Jrs. (Slovakia)
DOUGLAS, Stephen	8	187	D	18	Niagara Falls Thunder (OHL)
ANTONIN, Jiri	9	213	D	19	HC Pardubice Jrs. (Czech)

1996

DEVEREAUX, Boyd	1	6	C	18	Kitchener Rangers (OHL)
DESCOTEAUX, Matthieu	1	19	D	18	Shawinigan Cataractes (QMJHL)
HAJT, Chris	2	32	D	18	Guelph Storm (OHL)
POTI, Tom	3	59	D	19	Cushing Academy (US HS)
URICK, Brian	5	114	RW	19	U of Notre Dame (CCHA)
RANDALL, Bryan	6	141	C	17	Medicine Hat Tigers (WHL)
BERNIER, David	7	168	C	18	St-Hyacinthe Laser (QMJHL)
LAFRANCE, Brandon	7	170	RW	19	Ohio State U (CCHA)
PISANI, Fernando	8	195	C	19	St. Albert Saints (AJHL)
HULTBERG, John	9	221	G	19	Kingston Frontenacs (OHL)



	ROUND	NO.	POS.	AGE	LAST AMATEUR CLUB
1997					
RIESEN, Michel	1	14	C	18	Biel (Switzerland)
DOVIGI, Patrick	2	41	G	17	Erie Otters (OHL)
YERKOVICH, Sergei	3	68	D	22	Las Vegas Thunder (IHL)
ELOFSSON, Jonas	4	94	D	18	Farjestad Karlstad (Sweden)
CHIMERA, Jason	5	121	C	18	Medicine Hat Tigers (WHL)
SARNO, Peter	6	141	C	17	Windsor Spitfires (OHL)
BOLIBRUCK, Kevin	7	176	D	20	Peterborough Petes (OHL)
HINZ, Chad	7	187	C	18	Moose Jaw Warriors (WHL)
KERR, Chris	8	205	D	18	Sudbury Wolves (OHL)
FOMITCHEV, Alexandre	9	231	G	18	St. Albert Saints (AJHL)
1998					
HENRICH, Michael	1	13	RW	18	Barrie Colts (OHL)
HENRY, Alex	3	67	D	18	London Knights (OHL)
HORCOFF, Shawn	4	99	C	20	Michigan State (CCHA)
ANTILA, Kristian	4	113	G	18	Ilves Tampere (Finland)
ELLIOTT, Paul	5	128	D	18	Medicine Hat Tigers (WHL)
SMIRNOV, Oleg	5	144	LW	18	Elektrostal (Russia)
ETTINGER, Trevor	6	159	D	17	Cape Breton Screaming Eagles (QMJHL)
MORRISON, Michael	7	186	G	18	Exeter (US HS)
LEFEBVRE, Christian	8	213	D	20	Baie-Comeau Drakkar (QMJHL)
SPIRIDONOV, Maxim	9	241	RW	20	London Knights (OHL)
1999					
RITA, Jani	1	13	RW	17	Jokerit Helsinki (Finland)
SEMENOV, Alexei	2	36	D	18	Sudbury Wolves (OHL)
SALMELAINEN, Tony	2	41	LW	17	HIFK Helsinki Jrs. (Finland)
HAUSER, Adam	3	81	G	19	U of Minnesota (WCHA)
COMRIE, Mike	3	91	C	18	U of Michigan (CCHA)
FAUTEUX, Jonathan	5	139	D	18	Les Foreurs De Val-D'Or (QMJHL)
LEGG, Chris	6	171	C	19	London Jr. B (OHA)
CHARTIER, Christian	7	199	D	18	Saskatoon Blades (WHL)
GROSCHL, Tomas	9	256	F	18	Hungarian National Team (Intl)
2000					
MIKHNOV, Alexei	1	17	LW	17	Yaroslavl 2 (Russia)
WINCHESTER, Brad	2	35	C/LW	19	U of Wisconsin (WCHA)
LIUBIMOV, Alexander	3	83	D	20	Samara (Russia)
DICKENSON, Lou	4	113	C/LW	17	Mississauga Ice Dogs (OHL)
FLACHE, Paul	5	152	D	18	Brampton Battalion (OHL)
NORRIE, Shaun	6	184	RW	17	Calgary Hitmen (WHL)
CULLEN, Joe	7	211	C/LW	19	Colorado College (WCHA)
LOMBARDI, Matthew	7	215	C	18	Les Tigres de Victoriaville (QMJHL)
PLATT, Jason	8	247	D	19	Omaha Lancers (USHL)
MURATOV, Evgeny	9	274	LW	19	Neftechimik (Russia)
2001					
HEMSKY, Ales	1	13	RW	17	Hull Olympiques (QMJHL)
LYNCH, Doug	2	43	D	18	Red Deer Rebels (WHL)
CARON, Ed	2	52	LW	19	Phillips-Exeter (USHS)
SMITH, Kenny	3	84	D	18	Harvard U (ECAC)
MARKKANEN, Jussi	5	133	G	26	Tappara Tampere (Finland)
BRENK, Jake	5	154	C	19	Breck (US HS)
SVENSK, Mikael	6	185	D	18	Frolunda Jrs. (Finland)
BAUM, Dan	7	215	C/LW	18	Prince George Cougars (WHL)
HAAKANA, Kari	8	248	D	27	Jokerit Helsinki (Finland)
PISA, Ales	9	272	D	24	HC Pardubice (Czech Republic)
STEPHENSON, Shay	9	278	LW	17	Red Deer Rebels (WHL)



	ROUND	NO.	POS.	AGE	LAST AMATEUR CLUB
2002					
NINIMAKI, Jesse	1	15	C	18	Ilves Tampere (Finland)
DESLAURIERS, Jeff	2	31	G	18	Chicoutimi Saguenens (QMJHL)
STOLL, Jarret	2	36	C	19	Kootenay Ice (WHL)
GREENE, Matt	2	44	D	19	Green Bay Gamblers (USHL)
RADUNSKIE, Brock	3	79	LW	19	Michigan State (CCHA)
KOLTSOV, Ivan	4	106	D	18	Cherepovec (Russia)
ALMTORP, Jonas	4	111	C	18	Modo Jrs. (Sweden)
FISHER, Glenn	5	148	G	19	Ft. Saskatchewan Traders (AJHL)
LUOMA, Mikko	6	181	D	26	Tappara Tampere (Finland)
DUFORT, Jean-Francois	7	205	LW	20	Cape Breton Screaming Eagles (QMJHL)
MURPHY, Patrick	7	211	LW	18	Newmarket Hurricanes (OPJHL)
HELMINEN, Dwight	8	244	C	19	U of Michigan (CCHA)
MICKA, Tomas	8	245	W	19	Slavia Jrs. (Czech Republic)
JOHANSSON, Fredrik	9	274	C	18	Frolunda Jrs. (Sweden)
2003					
POULIOT, Marc-Antoine	1	22	C	18	Rimouski Oceanic (QMJHL)
McDONALD, Colin	2	51	RW	18	New England Jr. Coyotes (EJHL)
JACQUES, Jean-Francois	2	68	LW	18	Baie Comeau Drakkar (QMJHL)
JOUKOV, Mishail	3	72	C/W	18	Arboga (Sweden)
STORTINI, Zachery	3	94	RW	17	Sudbury Wolves (OHL)
OLSSON, Kalle	5	147	W	18	Frolunda Jrs. (Sweden)
ROHLFS, David	5	154	RW	19	Compuware Ambassadors (NAHL)
UMICEVIC, Dragan	6	184	LW	18	Sodertalje SK (Sweden)
BRODZIAK, Kyle	7	214	C	19	Moose Jaw Warriors (WHL)
ROY, Mathieu	7	215	D	19	Val D'Or Foreurs (QMJHL)
HRABAL, Josef	8	248	D	17	Vsetin Jrs. (Czech Republic)
BODIE, Troy	9	278	RW	18	Kelowna Rockets (WHL)
2004					
DUBNYK, Devan	1	14	G	18	Kamloops Blazers (WHL)
SCHREMP, Rob	1	25	C	17	London Knights (OHL)
TESLYUK, Roman	2	44	D	18	Kamloops Blazers (WHL)
PAUKOVICH, Geoff	2	57	LW	18	U.S. National Under-18 Team
REDDOX, Liam	4	112	LW	18	Peterborough Petes (OHL)
YOUNG, Bryan	5	146	D	17	Peterborough Petes (OHL)
GORDICHUK, Max	6	177	D	18	Kamloops Blazers (WHL)
GOULET, Stephane	7	208	RW	18	Quebec Remparts (QMJHL)
SPURGEON, Tyler	8	242	C	18	Kelowna Rockets (WHL)
BJURLING, Bjorn	9	274	G	24	Djurgardens IF Stockholm (Sweden)
2005					
COGLIANO, Andrew	1	25	C	18	St. Michael's (OPJHL)
CHORNEY, Taylor	2	36	D	18	Shattuck-St. Mary's (USHS)
SYVRET, Danny	3	81	D	20	London Knights (OHL)
DEE, Robby	3	86	C/W	18	Breck (USHS)
VANDE VELDE, Chris	4	97	C	18	Moorhead (USHS)
TRUKHNO, Viatcheslav	4	120	C	18	Prince Edward Island Rocket (QMJHL)
PETTERSSON, Fredrik	5	157	LW	18	Frolunda Jr. (Sweden)
GLASSER, Matthew	7	220	LW	18	Fort McMurray Oil Barons (AJHL)
2006					
PETRY, Jeff	2	45	D	18	Des Moines (USHL)
PECKHAM, Theo	3	75	D	18	Owen Sound Attack (OHL)
PITTON, Bryan	5	133	G	18	Brampton Battalion (OHL)
WILD, Cody	5	140	D	19	Providence U (HEA)
BUMAGIN, Alexander	6	170	W	19	Lada Togliatti (Russia)



	ROUND	NO.	POS.	AGE	LAST AMATEUR CLUB
2007					
GAGNER, Sam	1	6	C	17	London Knights (OHL)
PLANTE, Alex	1	15	D	18	Calgary Hitmen (WHL)
NASH, Riley	1	21	C	18	Salmon Arm (BCHL)
OMARK, Linus	4	97	W	20	Lulea HF (Sweden)
KYTAR, Milan	5	127	C	18	Topolcany (Slovak 2)
QUIST, William	6	157	W	17	Tingsryd (Sweden 3)
2008					
EBERLE, Jordan	1	22	C	18	Regina Pats (WHL)
MOTIN, Johan	4	103	D	18	Bofors (Sweden 2)
CORNET, Philippe	5	133	LW	18	Rimouski Oceanic (QMJHL)
HARTIKAINEN, Teemu	6	163	C	18	Kalpa Jrs. (Finland Jr.)
BENDFELD, Jordan	7	193	D	20	Medicine Hat Tigers (WHL)
2009					
PAAJARVI-SVENSSON, Magnus	1	10	W	18	Timra (Sweden)
LANDER, Anton	2	40	C	18	Timra (Sweden)
HESKETH, Troy	3	71	D	18	Minnetonka (US HS)
ABNEY, Cameron	3	82	W	18	Everett (WHL)
BIGOS, Kyle	4	99	D	20	Vernon (BCHL)
RAJALA, Toni	4	101	W	18	Ilves (Finland Jr.)
ROY, Olivier	5	133	G	18	Cape Breton (QMJHL)
2010					
HALL, TAYLOR	1	1	LW	18	Windsor (OHL)
PITLICK, TYLER	2	31	C	18	Minnesota State (WCHA)
MARINCIN, MARTIN	2	46	D	18	Slovakia U20
HAMILTON, CURTIS	2	48	LW	18	Saskatoon (WHL)
MARTINDALE, RYAN	3	61	C	18	Ottawa (OHL)
BLAIN, JEREMIE	4	91	D	18	Acadie-Bathurst (QMJHL)
BUNZ, TYLER	5	121	G	18	Medicine Hat (WHL)
DAVIDSON, BRANDON	6	162	D	18	Regina (WHL)
CZERWONKA, DREW	6	166	LW	18	Kootenay (WHL)
PELSS, KRISTIANS	7	181	LW	17	Latvia
JONES, KELLEN	7	202	RW	19	Vernon (BCHL)
2011					
NUGENT-HOPKINS, RYAN	1	1	C	18	Red Deer (WHL)
KLEFBOM, OSCAR	1	19	D	17	Farjestads (SEL)
MUSIL, DAVID	2	31	D	18	Vancouver (WHL)
PERHONEN, SAMU	3	62	G	18	JYP Jr. (FNL)
EWANYK, TRAVIS	3	74	LW	18	Edmonton (WHL)
SIMPSON, DILLON	4	92	D	18	U of North Dakota (NCAA)
RIEDER, TOBIAS	5	114	C	18	Kitchener (OHL)
GERNAT, MARTIN	5	122	D	18	Kosice Jr. (SVK)
TUOHIMAA, FRANS	7	182	G	19	Jokerit Jr. (FNL)
2012					
YAKUPOV, NAIL	1	1	RW	18	Sarnia (OHL)
MOROZ, MITCHELL	2	32	LW	18	Edmonton (WHL)
KHAIRA, JUJHAR	3	63	LW	18	Prince George (BCHL)
ZHARKOV, DANIIL	3	91	LW	18	Belleville (OHL)
GUSTAFSSON, ERIK	4	93	D	20	Djurgardens (SEL)
LALEGGIA, JOEY	5	123	D	19	University of Denver (WCHA)
MCCARRON, JOHN	6	153	LW	20	Cornell University (NCAA)



	ROUND	NO.	POS.	AGE	LAST AMATEUR CLUB
2013					
NURSE, DARNELL	1	7	D	18	Sault Ste. Marie Greyhounds (OHL)
ROY, MARC-OLIVIER	2	56	RW	18	Blainville-Boisbriand Armada (QMJHL)
YAKIMOV, BOGDAN	3	83	C	18	Reaktor Nizhnekamsk (VHL)
SLEPYASHEV, ANTON	3	88	LW	19	Ufa (KHL)
HOUCK, JACKSON	4	94	RW	18	Vancouver Giants (WHL)
PLATZER, KYLE	4	96	C	18	London (OHL)
MUIR, AIDAN	4	113	LW	18	Victory Honda U18 Midget (MWEHL)
CAMPBELL, EVAN	5	128	LW	20	Langley Rivermen (BCHL)
BETKER, BEN	6	158	D	18	Everett Silvertips (WHL)
CHASE, GREG	7	188	C	18	Calgary Hitmen (WHL)
2014					
DRAISAITL, LEON	1	3	C	18	Prince Albert Raiders (WHL)
LAGESSON, WILLIAM	4	91	D	18	Frolunda Jr. (SWE)
NAGELVOORT, ZACH	4	111	G	20	University of Michigan (BIG-10)
COUGHLIN, LIAM	5	130	LW	19	Vernon Vipers (BCHL)
VESEL, TYLER	6	153	C	20	Omaha Lancers (USHL)
BOUCHARD, KEVEN	7	183	G	18	Val d'Or Foreurs (QMJHL)
2015					
MCDONALD, CONNOR	1	1	C	18	Erie Otters (OHL)
JONES, CALEB	4	117	D	18	U.S. National Under-18 Team
BEAR, ETHAN	5	124	D	18	Seattle Thunderbirds (WHL)
MARINO, JOHN	6	154	D	18	South Shore Kings (USHL Pr)
SVOBODA, MIROSLAV	7	208	G	18	Trinec Ocelari (Czech Republic)
PAIGIN, ZIYAT	8	209	D	20	Kazan Ak-Bars (KHL)
2016					
PULIJARVI, JESSE	1	4	RW	18	Karpat (FIN)
BENSON, TYLER	2	32	LW	18	Vancouver (WHL)
NIEMELAINEN, MARKUS	3	63	D	18	Saginaw (OHL)
CAIRNS, MATTHEW	3	84	D	18	Georgetown (OJHL)
BERGLUND, FILIP	3	91	D	19	Skelleftea Jr. (SWE-JR.)
WELLS, DYLAN	5	123	G	18	Peterborough (OHL)
MCPHEE, GRAHAM	5	149	LW	17	U.S. National Under-18 Team
RASANEN, APELI	6	153	C	18	Tappara Jr. (FIN-JR.)
DESHARNAIS, VINCENT	7	183	D	20	Providence (H-EAST)
2017					
YAMAMOTO, KAILER	1	22	RW	18	Spokane (WHL)
SKINNER, STUART	3	78	G	18	Lethbridge (WHL)
SAMORUKOV, DIMITRI	3	84	D	18	Guelph (OHL)
SAFIN, OSTAP	4	115	RW	18	Sparta (CZE-JR.)
MAKSIMOV, KIRILL	5	146	RW	18	Niagara (OHL)
BRIND'AMOUR, SKYLER	6	177	C	18	Selects Hockey Academy
KEMP, PHILIP	7	208	D	18	U.S. National Under-18 Team
2018					
BOUCHARD, EVAN	1	10	D	18	London (OHL)
MCLEOD, RYAN	2	40	C	18	Mississauga (OHL)
RODRIGUE, OLIVIER	2	62	G	18	Drummondville (QMJHL)
KESSELRING, MICHAEL	6	164	D	18	New Hampshire (USMAAAE)
SIKANEN, PATRIK	7	195	LW	18	Blues Jr. (FIN-JR.)



EDMONTON OILERS
YEAR-BY-YEAR RESULTS
AND STATISTICS



EDMONTON OILERS 1979-80 RESULTS & STATISTICS

COACH	REGULAR SEASON						PLAYOFFS					
	GP	W	L	T	PTS	GF	GA	GP	W	L	GF	GA
Glen Sather	80	28	39	13	69	301	322	3	0	3	6	12

4th Smythe Division, 16th Overall. Playoffs: Lost Preliminary Round 3-0 vs. Philadelphia.

PLAYER	REGULAR SEASON							PLAYOFFS						
	GP	G	A	PTS	PIM	+/-	SOG	GP	G	A	PTS	PIM	+/-	SOG
Wayne Gretzky	79	51	86	137	21	14	284	3	2	1	3	0	-3	8
Blair MacDonald	80	46	48	94	6	0	266	3	0	3	3	0	0	6
Stan Weir	79	33	33	66	40	5	129	3	0	0	0	2	-3	2
Brett Callighen	59	23	35	58	72	-5	159	3	0	2	2	0	-2	1
Dave Lumley	80	20	38	58	138	16	145	3	1	0	1	12	-4	7
Don Murdoch	(NJR)	56	23	19	42	16	-13	143	-	-	-	-	-	-
(EDM)	10	5	2	7	4	0	35	3	2	0	2	0	-1	15
(TOT)	66	28	21	49	20	-13	178	3	2	0	2	0	-1	15
Dave Hunter	80	12	31	43	103	7	109	3	0	0	0	7	-4	5
Doug Hicks	78	9	31	40	52	18	122	3	0	0	0	2	-6	7
X-Ron Chipperfield	67	18	19	37	24	-14	129	-	-	-	-	-	-	-
Risto Siltanen	64	6	29	35	26	-9	116	2	0	0	0	2	0	3
Mark Messier	75	12	21	33	120	-9	113	3	1	2	3	2	2	11
Pat Price	75	11	21	32	134	4	95	3	0	0	0	11	0	5
Kevin Lowe	64	2	19	21	70	3	86	3	0	1	1	0	0	3
Don Ashby	(COL)	11	0	1	1	4	-3	10	-	-	-	-	-	-
(EDM)	18	10	9	19	0	3	31	3	0	0	0	0	0	2
(TOT)	29	10	10	20	4	0	41	3	0	0	0	0	0	2
X-Cam Connor	38	7	13	20	136	2	44	-	-	-	-	-	-	-
X-Bobby Schmautz	29	8	8	16	20	-4	46	-	-	-	-	-	-	-
Al Hamilton	31	4	15	19	20	-1	34	1	0	0	0	0	0	2
Lee Fogolin Jr.	80	5	10	15	104	-10	90	3	0	0	0	4	-5	3
Dave Semenko	67	6	7	13	135	-14	43	3	0	0	0	2	1	0
Colin Campbell	72	2	11	13	196	-19	80	3	0	0	0	11	1	3
Bill Flett	20	5	2	7	2	-16	26	-	-	-	-	-	-	-
Peter Driscoll	39	1	5	6	54	-10	23	3	0	0	0	0	-1	1
X-Dan Newman	10	3	1	4	0	-1	16	-	-	-	-	-	-	-
Kari Makkonen	9	2	2	4	0	-2	11	-	-	-	-	-	-	-
Ron Low (G)	(QUE)	15	0	2	2	0	n/a	n/a	-	-	-	-	-	-
(EDM)	11	0	1	1	0	n/a	n/a	3	0	0	0	0	n/a	0
(TOT)	26	0	3	3	0	n/a	n/a	3	0	0	0	0	n/a	0
Jim Corsi (G)	26	0	3	3	6	n/a	n/a	-	-	-	-	-	-	-
Ed Mio (G)	34	0	1	1	4	n/a	n/a	-	-	-	-	-	-	-
John Bednarski	1	0	0	0	0	0	2	-	-	-	-	-	-	-
Bob Dupuis (G)	1	0	0	0	0	n/a	n/a	-	-	-	-	-	-	-
Ron Carter	2	0	0	0	0	0	0	-	-	-	-	-	-	-
Mike Forbes	2	0	0	0	0	-4	3	-	-	-	-	-	-	-
Bryon Baltimore	2	0	0	0	4	4	2	-	-	-	-	-	-	-
Jim Harrison	3	0	0	0	0	-1	3	-	-	-	-	-	-	-
Mike Toal	3	0	0	0	0	0	1	-	-	-	-	-	-	-
Ron Areshenkoff	4	0	0	0	0	-4	3	-	-	-	-	-	-	-
Alex Tidey	5	0	0	0	8	-3	4	-	-	-	-	-	-	-
Don Cutts (G)	6	0	0	0	6	n/a	n/a	-	-	-	-	-	-	-
Poul Popiel	10	0	0	0	0	-5	12	-	-	-	-	-	-	-
Wayne Bianchin	11	0	0	0	7	-4	7	-	-	-	-	-	-	-
Dave Dryden (G)	14	0	0	0	0	n/a	n/a	-	-	-	-	-	-	-
Bench	-	-	-	-	18	-	-	-	-	-	-	0	-	-

GOALTENDER	REGULAR SEASON										PLAYOFFS								
	GP	MNS	GA	SO	GAA	SOG	SV%	W	L	T	GP	MNS	GA	GAA	SOG	SV%	W	L	T
Ed Mio	34	1706	120	1	4.22	907	0.868	9	13	5	-	-	-	-	-	-	-	-	-
Ron Low	(QUE)	15	826	51	0	3.71	441	0.884	5	7	2	-	-	-	-	-	-	-	-
	(EDM)	11	650	37	0	3.42	359	0.897	8	2	1	3	212	12	3.40	127	0.905	0	3
	(TOT)	26	1476	88	0	3.58	800	0.890	13	9	3	3	212	12	3.40	127	0.905	0	3
Don Cutts		6	269	16	0	3.57	142	0.887	1	2	1	-	-	-	-	-	-	-	-
Jim Corsi		26	1360	83	0	3.66	659	0.874	8	14	3	-	-	-	-	-	-	-	-
Bob Dupuis		1	60	4	0	4.05	35	0.886	0	1	0	-	-	-	-	-	-	-	-
Dave Dryden		14	741	53	0	4.29	351	0.849	2	7	3	-	-	-	-	-	-	-	-
Empty net goals			9	-	-	-	-	-	-	-	-	-	-	-	-	-	-	-	-

GAME-BY-GAME RESULTS

DATE			SCORE			RECORD		
#	DATE	OPP	GF	GA	RES	W	L	T
1	0.10	@ CHI	2	4	L	0	1	0
2	0.13	DET	3	3	T	0	1	1
3	0.14	VAN	4	4	T	0	1	2
4	0.19	QUE	6	3	W	1	1	2
5	0.21	MNS	5	5	T	1	1	3
6	0.23	@ NYI	3	3	T	1	1	4
7	0.24	@ NYR	2	10	L	1	2	4
8	0.26	@ ATL	3	7	L	1	3	4
9	0.28	WSH	4	6	L	1	4	4
10	0.30	@ STL	1	2	L	1	5	4
11	N.2	NYI	7	5	W	2	5	4
12	N.4	BOS	1	2	L	2	6	4
13	N.7	@ DET	3	5	L	2	7	4
14	N.8	@ BOS	2	4	L	2	8	4
15	N.11	TOR	3	6	L	2	9	4
16	N.13	@ WSH	5	3	W	3	9	4
17	N.15	@ PHI	3	5	L	3	10	4
18	N.17	@ HFD	0	4	L	3	11	4
19	N.18	@ BUF	7	9	L	3	12	4
20	N.21	@ TOR	4	4	T	3	12	5
21	N.24	PHI	2	2	T	3	12	6
22	N.28	CHI	4	2	W	4	12	6
23	N.30	NYI	5	3	W	5	12	6
24	D.5	@ MNS	1	6	L	5	13	6
25	D.7	@ WPG	3	8	L	5	14	6
26	D.9	HFD	3	0	W	6	14	6
27	D.12	ATL	5	5	T	6	14	7
28	D.14	MTL	5	3	W	7	14	7
29	D.16	WPG	3	4	L	7	15	7
30	D.19	DET	4	6	L	7	16	7
31	D.21	@ COL	4	5	L	7	17	7
32	D.22	@ LAK	3	9	L	7	18	7
33	D.26	COL	4	3	W	8	18	7
34	D.28	@ VAN	5	3	W	9	18	7
35	D.30	QUE	1	2	L	9	19	7
36	J.2	HFD	3	3	T	9	19	8
37	J.5	LAK	3	3	T	9	19	9
38	J.7	@ MTL	3	4	L	9	20	9
39	J.9	@ QUE	2	3	L	9	21	9
40	J.11	NYR	2	6	L	9	22	9
41	J.13	BUF	6	5	W	10	22	9
42	J.16	@ WSH	5	2	W	11	22	9
43	J.17	@ BOS	1	7	L	11	23	9
44	J.19	@ PIT	5	2	W	12	23	9
45	J.20	@ BUF	4	4	T	12	23	10
46	J.23	PIT	4	3	W	13	23	10
47	J.26	TOR	8	3	W	14	23	10
48	J.27	PHI	3	5	L	14	24	10
49	J.29	@ STL	2	3	L	14	25	10
50	J.30	@ LAK	8	1	W	15	25	10
51	F.1	WPG	9	2	W	16	25	10
52	F.3	LAK	5	3	W	17	25	10
53	F.6	STL	3	6	L	17	26	10
54	F.8	ATL	2	4	L	17	27	10
55	F.10	@ WPG	2	2	T	17	27	11
56	F.13	@ MNS	5	3	W	18	27	11
57	F.15	WSH	8	2	W	19	27	11
58	F.17	STL	5	5	T	19	27	12
59	F.19	@ HFD	2	6	L	19	28	12
60	F.20	@ NYR	1	4	L	19	29	12
61	F.22	@ COL	1	3	L	19	30	12
62	F.24	BOS	2	4	L	19	31	12
63	F.27	@ CHI	5	2	W	20	31	12
64	F.29	BUF	2	4	L	20	32	12
65	M.1	VAN	2	5	L	20	33	12
66	M.4	@ NYI	4	6	L	20	34	12
67	M.6	@ MTL	4	5	L	20	35	12
68	M.8	@ PIT	4	5	L	20	36	12
69	M.9	@ PHI	3	5	L	20	37	12
70	M.12	@ QUE	6	3	W	21	37	12
71	M.14	CHI	6	4	W	22	37	12
72	M.15	MTL	3	7	L	22	38	12
73	M.19	NYR	4	2	W	23	38	12
74	M.21	PIT	9	2	W	24	38	12
75	M.25	@ ATL	5	4	W	25	38	12
76	M.26	@ DET	5	2	W	26	38	12
77	M.29	@ TOR	8	5	W	27	38	12
78	A.1	MNS	0	5	L	27	39	12
79	A.2	VAN	1	1	T	27	39	13
80	A.4	COL	6	2	W	28	39	13
TEAM TOTALS			301	322		28	39	13



EDMONTON OILERS 1980-81 RESULTS & STATISTICS

COACH	REGULAR SEASON						PLAYOFFS					
	GP	W	L	T	PTS	GF	GA	GP	W	L	GF	GA
Bryan Watson (4-9-5) & Glen Sather (25-26-11)	80	29	35	16	74	328	327	9	5	4	35	35
4th Smythe Division, 14th Overall. Playoffs: Won Preliminary Ruond 3-0 vs. Montreal; Lost Quarter-Final 4-2 vs. NY Islanders.												

PLAYER	REGULAR SEASON							PLAYOFFS						
	GP	G	A	PTS	PIM	+/-	SOG	GP	G	A	PTS	PIM	+/-	SOG
Wayne Gretzky	80	55	109	164	28	41	261	9	7	14	21	4	10	39
Jari Kurri	75	32	43	75	40	27	202	9	5	7	12	4	12	14
Mark Messier	72	23	40	63	102	-12	179	9	2	5	7	13	1	24
Brett Callighen	55	25	35	60	32	13	127	9	4	4	8	6	10	17
Glenn Anderson	58	30	23	53	24	4	161	9	5	7	12	12	-3	20
Matti Hagman	75	20	33	53	16	4	96	9	4	1	5	6	0	11
Risto Siltanen	79	17	36	53	54	4	209	9	2	0	2	8	0	27
X-Blair MacDonald	51	19	24	43	27	-8	134	-	-	-	-	-	-	-
Kevin Lowe	79	10	24	34	94	-10	115	9	0	2	2	11	2	7
Stan Weir	70	12	20	32	40	-8	84	5	0	0	0	2	-1	0
Paul Coffey	74	9	23	32	130	5	113	9	4	3	7	22	5	26
X-Pat Price	59	8	24	32	193	-7	90	-	-	-	-	-	-	-
Lee Fogolin Jr.	80	13	17	30	139	3	89	9	0	0	0	12	1	9
Dave Hunter	78	12	16	28	98	-13	104	9	0	0	0	28	-5	17
Doug Hicks	59	5	16	21	76	20	109	9	1	1	2	4	-1	6
Garry Unger	(LA)	58	10	10	20	40	-17	67	-	-	-	-	-	-
(EDM)	13	0	0	0	6	-9	13	8	0	0	0	2	-4	4
(TOT)	71	10	10	20	46	-26	80	8	0	0	0	2	-4	4
Dave Semenko	58	11	8	19	80	-4	42	8	0	0	0	5	-2	8
Don Murdoch	40	10	9	19	18	-16	102	-	-	-	-	-	-	-
Pat Hughes	(PIT)	58	10	9	19	161	-9	89	-	-	-	-	-	-
(EDM)	2	0	0	0	0	-3	3	5	0	0	0	4	-1	4
(TOT)	60	10	9	19	161	-12	92	5	0	0	0	4	-1	4
Garry Lariviere	(QUE)	52	3	13	16	50	-2	58	-	-	-	-	-	-
(EDM)	13	0	2	2	6	9	8	9	0	3	3	8	7	7
(TOT)	65	3	15	18	56	7	66	9	0	3	3	8	7	7
Dave Lumley	53	7	9	16	74	-16	54	7	1	0	1	4	-3	8
Curt Brackenbury	58	2	7	9	153	-3	20	2	0	0	0	0	0	0
Charlie Huddy	12	2	5	7	6	1	23	-	-	-	-	-	-	-
Don Ashby	6	2	3	5	2	-1	13	-	-	-	-	-	-	-
Peter Driscoll	21	2	3	5	43	1	17	-	-	-	-	-	-	-
Eddie Mio (G)	43	0	5	5	6	n/a	n/a	-	-	-	-	-	-	-
X- John Hughes	18	0	3	3	30	-6	9	-	-	-	-	-	-	-
Ron Low (G)	24	0	3	3	0	n/a	n/a	-	-	-	-	-	-	-
Tom Roulston	11	1	1	2	2	-3	9	-	0	0	0	0	n/a	n/a
Gary Edwards (G)	15	0	2	2	0	n/a	n/a	1	0	0	0	0	n/a	n/a
Roy Sommer	3	1	0	1	7	0	1	-	-	-	-	-	-	-
Andy Moog (G)	7	0	1	1	0	n/a	n/a	9	0	0	0	0	n/a	n/a
Tom Bladon	1	0	0	0	0	-1	0	-	-	-	-	-	-	-
Peter LoPresti (G)	2	0	0	0	0	n/a	n/a	-	-	-	-	-	-	-
Bench	-	-	-	-	18	-	-	-	-	-	-	-	-	-

GOALTENDER	REGULAR SEASON										PLAYOFFS								
	GP	MNS	GA	SO	GAA	SOG	SV%	W	L	T	GP	MNS	GA	GAA	SOG	SV%	W	L	T
Gary Edwards	15	728	44	0	3.63	327	0.865	5	3	4	1	20	2	6.00	6	0.667	0	0	0
Andy Moog	7	314	20	0	3.82	170	0.882	3	3	0	9	526	32	3.65	270	0.881	5	4	4
Eddie Mio	43	2387	155	0	3.90	1165	0.867	16	15	9	-	-	-	-	-	-	-	-	-
Ron Low	24	1258	93	0	4.44	647	0.856	5	13	3	-	-	-	-	-	-	-	-	-
Pete LoPresti	2	104	8	0	4.61	45	0.822	0	1	0	-	-	-	-	-	-	-	-	-
Empty net goals	-	-	7	-	-	-	-	-	-	-	-	-	1	-	-	-	-	-	-

GAME-BY-GAME RESULTS

#	DATE	OPP	SCORE			RECORD		
			GF	GA	RES	W	L	T
1	0.10	QUE	4	7	L	0	1	0
2	0.12	COL	2	3	L	0	2	0
3	0.15	@ BUF	0	2	L	0	3	0
4	0.18	@ NYI	5	5	T	0	3	1
5	0.19	@ NYR	4	2	W	1	3	1
6	0.22	CGY	5	3	W	2	3	1
7	0.24	MNS	2	4	L	2	4	1
8	0.26	LAK	4	4	T	2	4	2
9	0.29	TOR	4	4	T	2	4	3
10	N.1	WSH	2	2	T	2	4	4
11	N.3	PIT	4	4	T	2	4	5
12	N.5	@ VAN	3	4	L	2	5	5
13	N.7	@ WPG1	4	2	W	3	5	5
14	N.9	STL	4	6	L	3	6	5
15	N.13	@ PHI	1	8	L	3	7	5
16	N.15	@ TOR	2	4	L	3	8	5
17	N.16	@ CHI	5	4	W	4	8	5
18	N.19	VAN	4	6	L	4	9	5
19	N.23	BUF	6	3	W	5	9	5
20	N.25	@ COL	3	4	L	5	10	5
21	N.26	CHI	10	3	W	6	10	5
22	N.28	@ HFD	4	6	L	6	11	5
23	N.29	@ BOS	3	6	L	6	12	5
24	D.5	NYR	1	5	L	6	13	5
25	D.7	HFD	6	4	W	7	13	5
26	D.10	NYI	2	3	L	7	14	5
27	D.13	@ MTL	1	4	L	7	15	5
28	D.14	@ QUE	5	6	L	7	16	5
29	D.16	@ DET	3	4	L	7	17	5
30	D.17	@ WSH	2	5	L	7	18	5
31	D.20	MTL	4	3	W	8	18	5
32	D.23	@ LAK	4	7	L	8	19	5
33	D.27	DET	4	4	T	8	19	6
34	D.28	PHI	1	2	L	8	20	6
35	D.30	@ CGY	3	5	L	8	21	6
36	J.2	BOS	7	5	W	9	21	6
37	J.3	TOR	4	1	W	10	21	6
38	J.7	WSH	6	3	W	11	21	6
39	J.9	HFD	6	6	T	11	21	7
40	J.11	@ QUE	6	3	W	12	21	7
41	J.12	@ MTL	0	5	L	12	22	7
42	J.14	@ TOR	7	4	W	13	22	7
43	J.16	@ BUF	5	5	T	13	22	8
44	J.17	@ STL	6	7	L	13	23	8
45	J.21	VAN	5	1	W	14	23	8
46	J.23	NYR	4	7	L	14	24	8
47	J.24	@ MNS	1	6	L	14	25	8
48	J.28	MTL	9	1	W	15	25	8
49	J.30	CHI	4	2	W	16	25	8
50	F.1	@ WSH	4	7	L	16	26	8
51	F.3	@ STL	3	3	T	16	26	9
52	F.4	@ CHI	3	6	L	16	27	9
53	F.6	WPG1	10	4	W	17	27	9
54	F.8	CGY	4	10	L	17	28	9
55	F.13	QUE	2	4	L	17	29	9
56	F.15	BUF	2	2	T	17	29	10
57	F.18	STL	9	2	W	18	29	10
58	F.20	BOS	1	5	L	18	30	10
59	F.21	@ WPG1	5	1	W	19	30	10
60	F.24	@ LAK	2	5	L	19	31	10
61	F.25	PHI	6	2	W	20	31	10
62	F.27	DET	5	2	W	21	31	10
63	F.28	@ COL	1	3	L	21	32	10
64	M.3	@ NYR	8	8	T	21	32	11
65	M.4	@ NYR	5	5	T	21	32	12
66	M.7	@ PHI	5	3	W	22	32	12
67	M.8	@ PIT	4	6	L	22	33	12
68	M.12	NYI	0	5	L	22	34	12
69	M.15	@ CGY	3	3	T	22	34	13
70	M.16	PIT	7	6	W	23	34	13
71	M.18	@ MNS	5	3	W	24	34	13
72	M.20	MNS	1	1	T	24	34	14
73	M.21	LAK	6	6	T	24	34	15
74	M.23	@ BOS	2	7	L	24	35	15
75	M.25	@ HFD	7	2	W	25	35	15
76	M.28	@ DET	4	2	W	26	35	15
77	M.29	@ PIT	5	2	W	27	35	15
78	A.1	COL	4	4	T	27	35	16
79	A.3	@ VAN	7	2	W	28	35	16
80	A.4	WPG1	7	2	W	29	35	16
TOTAL			328	327		29	35	16

X - Denotes did not finish the season with the Oilers



EDMONTON OILERS 1981-82 RESULTS & STATISTICS

COACH	REGULAR SEASON							PLAYOFFS				
	GP	W	L	T	PTS	GF	GA	GP	W	L	GF	GA
Glen Sather	81	48	17	15	111	417	295	5	2	3	23	27

4th Smythe Division, 16th Overall. Playoffs: Lost Preliminary Round 3-0 vs. Philadelphia

PLAYER	REGULAR SEASON							PLAYOFFS						
	GP	G	A	PTS	PIM	+/-	SOG	GP	G	A	PTS	PIM	+/-	SOG
Wayne Gretzky	80	92	120	212	26	80	370	5	5	7	12	8	-1	27
Glenn Anderson	80	38	67	105	71	45	252	5	2	5	7	8	-2	23
Paul Coffey	80	29	60	89	106	35	234	5	1	1	2	6	-3	9
Mark Messier	78	50	38	88	119	20	235	5	1	2	3	8	-4	17
Jari Kurri	71	32	54	86	32	39	211	5	2	5	7	10	2	10
Dave Lumley	66	32	42	74	96	14	148	5	2	1	3	21	3	7
Risto Siltanen	63	15	48	63	26	13	143	5	3	2	5	10	1	11
Matti Hagman	72	21	38	59	18	12	94	3	1	0	1	0	-1	1
Pat Hughes	68	24	22	46	99	22	167	5	2	1	3	6	0	15
Kevin Lowe	80	9	31	40	63	45	110	5	0	3	3	0	1	9
Dave Hunter	63	16	22	38	63	33	124	5	0	1	1	26	1	10
Laurie Boschman (TOR)	54	9	19	28	150	-4	64	-	-	-	-	-	-	-
(EDM)	11	2	3	5	37	1	4	3	0	1	1	4	-1	3
(TOT)	65	11	22	33	187	-3	68	3	0	1	1	4	-1	3
Lee Fogolin Jr.	80	4	25	29	154	39	98	5	1	1	2	14	1	5
Brett Callighen	46	8	19	27	28	17	87	2	0	0	0	2	-2	0
Dave Semenko	59	12	12	24	194	7	54	4	0	0	0	2	-1	1
X - Doug Hicks	49	3	20	23	55	5	44	-	-	-	-	-	-	-
Garry Lariviere	62	1	21	22	41	29	46	4	0	1	1	0	-1	3
Garry Unger	46	7	13	20	69	9	62	4	1	0	1	23	2	7
Charlie Huddy	41	4	11	15	46	18	84	5	1	2	3	14	1	9
Tom Roulston	35	11	3	14	22	-5	54	5	1	0	1	2	-3	8
X - Stan Weir	51	3	13	16	13	0	29	-	-	-	-	-	-	-
Mike Forbes	16	1	7	8	26	14	14	-	-	-	-	-	-	-
Grant Fuhr (G)	48	0	6	6	6	n/a	n/a	5	0	1	1	0	n/a	n/a
Ken Berry	15	2	3	5	9	-6	9	-	-	-	-	-	-	-
Marc Habscheid	7	1	3	4	2	5	7	-	-	-	-	-	-	-
Lance Nethery (NYR)	5	0	0	0	0	-1	4	-	-	-	-	-	-	-
(EDM)	3	0	2	2	2	1	1	-	-	-	-	-	-	-
(TOT)	8	0	2	2	2	0	5	-	-	-	-	-	-	-
Curt Brackenbury	14	0	2	2	12	2	2	-	-	-	-	-	-	-
Andy Moog (G)	8	0	1	1	2	n/a	n/a	-	-	-	-	-	n/a	n/a
Todd Strueby	3	0	0	0	0	0	1	-	-	-	-	-	-	-
X - Walt Poddubny	4	0	0	0	0	-1	2	-	-	-	-	-	-	-
Don Jackson	8	0	0	0	18	0	4	-	-	-	-	-	-	-
Ron Low (G)	29	0	0	0	2	n/a	n/a	-	-	-	-	-	-	-
Randy Gregg	-	-	-	-	-	-	-	4	0	2	2	12	-2	5
Bench	-	-	-	-	14	-	-	-	-	-	-	2	-	-

GOALTENDER	REGULAR SEASON							PLAYOFFS						
	GP	MNS	GA	SO	GAA	SOG	SV%	W	L	T	GP	MNS	GA	SV%
Grant Fuhr	48	2842	157	0	3.31	1537	0.898	28	5	14	5	309	26	5.05
Ron Low	29	1554	100	0	3.86	795	0.874	17	7	1	-	-	-	-
Andy Moog	8	298	32	0	4.82	201	0.841	3	5	0	-	-	-	-
Empty net goals	-	-	6	-	-	-	-	-	-	-	-	1	-	-

GAME-BY-GAME RESULTS

#	DATE	OPP	SCORE			RECORD			T
			GF	GA	RES	W	L	T	
1	0.7	COLr	7	4	W	1	0	0	0
2	0.9	@VAN	2	6	L	1	1	0	0
3	0.10	@LA	7	4	W	2	1	0	0
4	0.14	WPG1	2	4	L	2	2	0	0
5	0.16	CGY	8	4	W	3	2	0	0
6	0.18	CHI	5	7	L	3	3	0	0
7	0.20	@CGY	5	4	W	4	3	0	0
8	0.21	HFD	5	2	W	5	3	0	0
9	0.23	PIT	8	3	W	6	3	0	0
10	0.24	@COLr	3	1	W	7	3	0	0
11	0.27	@NYI	3	4	L	7	4	0	0
12	0.28	@NYR	5	3	W	8	4	0	0
13	0.31	QUE	11	4	W	9	4	0	0
14	N.4	TOR	6	4	W	10	4	0	0
15	N.7	COLr	4	5	L	10	5	0	0
16	N.11	@HFD	4	4	T	10	5	1	0
17	N.12	@BOS	2	5	L	10	6	1	0
18	N.14	@NYI	5	5	T	10	6	2	0
19	N.15	@NYR	5	3	W	11	6	2	0
20	N.17	@STL	5	1	W	12	6	2	0
21	N.19	@MNS	2	2	T	12	6	3	0
22	N.21	VAN	8	3	W	13	6	3	0
23	N.23	DET	8	4	W	14	6	3	0
24	N.25	LAK	11	4	W	15	6	3	0
25	N.27	CHI	8	1	W	16	6	3	0
26	N.29	@WPG1	10	2	W	17	6	3	0
27	D.1	@MTL	3	3	T	18	6	4	0
28	D.2	@QUE	8	9	L	18	7	4	0
29	D.4	VAN	7	3	W	18	7	4	0
30	D.5	@VAN	3	3	T	19	7	5	0
31	D.9	@LAK	5	5	T	19	7	6	0
32	D.13	NYI	4	3	W	19	7	6	0
33	D.16	@COLr	7	4	W	20	7	6	0
34	D.17	@CGY	5	4	W	21	7	6	0
35	D.19	MNS	9	6	W	22	7	6	0
36	D.20	CGY	5	7	L	23	8	6	0
37	D.23	VAN	6	1	W	24	8	6	0
38	D.27	LAK	10	3	W	24	8	6	0
39	D.30	PHI	7	5	L	25	9	6	0
40	D.31	@VAN	1	3	L	25	9	6	0
41	J.2	BOS	4	4	T	25	9	7	0
42	J.6	COLr	5	3	W	26	9	7	0
43	J.9	CGY	7	2	W	27	9	7	0
44	J.10	@CGY	1	5	L	28	10	7	0
45	J.13	@WSH	6	6	T	28	10	8	0
46	J.14	@PHI	2	8	L	28	11	8	0
47	J.16	@TOR	1	7	L	28	12	8	0
48	J.17	@DET	4	4	T	28	12	9	0
49	J.20	STL	8	6	W	28	12	9	0
50	J.22	@VAN	4	3	W	29	12	9	0
51	J.24	COLr	7	4	W	30	12	9	0
52	J.26	@STL	6	4	W	31	12	9	0
53	J.27	@CHI	3	3	T	32	12	10	0
54	J.29	BUF	3	1	W	32	12	10	0
55	J.31	PHI	7	4	W	33	12	10	0
56	F.3	MTL	3	6	L	34	13	10	0
57	F.6	TOR	5	1	W	34	13	10	0
58	F.7	NYR	8	4	W	35	13	10	0
59	F.12	WSH	5	3	W	36	13	10	0
60	F.14	BOS	2	2	T	37	13	11	0
61	F.17	MNS	7	4	W	37	13	11	0
62	F.19	HFD	7	4	W	38	13	11	0
63	F.21	@DET	7	3	W	39	13	11	0
64	F.24	@BUF	6	3	W	40	13	11	0
65	F.27	@PIT	4	1	W	41	13	11	0
66	F.28	@WSH	4	1	W	42	13	11	0
67	M.2	@MTL	3	3	T	43	13	12	0
68	M.3	@QUE	4	6	L	43	14	12	0
69	M.6	@COLr	2	5	L	43	15	12	0
70	M.10	@LAK	2	3	L	43	16	12	0
71	M.12	@BUF	2	3	L	43	17	12	0
72	M.13	@VAN	5	3	W	43	17	12	0
73	M.15	LAK	3	3	T	44	17	13	0
74	M.17	PIT	10	4	W	44	17	13	0
75	M.19	CGY	3	3	T	45	17	14	0
76	M.25	@CGY	7	2	W	45	17	14	0
77	M.26	@COLr	6	6	T	46	17	15	0
78	M.28	@LAK	6	2	W	46	17	15	0
79	M.31	LAK	7	3	W	47	17	15	0
80	A.4	WPG1	2	1	W	48	17	15	0
TEAM TOTALS			417	295		48	17	15	

X - Denotes did not finish the season with the Oilers



EDMONTON OILERS 1982-83 RESULTS & STATISTICS

COACH	REGULAR SEASON						PLAYOFFS					
	GP	W	L	T	PTS	GF	GA	GP	W	L	GF	GA
Glen Sather	80	47	21	12	106	424	315	16	11	5	80	50
1st Smythe Division, 3rd Overall. Playoffs: Stanley Cup Finalists; Won Smythe Division Semi-Final 3-0 vs Winnipeg, Won Smythe Division Final 4-1 vs Calgary, Won Campbell Conference Final 4-0 vs Chicago, Lost Stanley Cup Final 4-0 vs NY Islanders.												

PLAYER	REGULAR SEASON							PLAYOFFS						
	GP	G	A	PTS	PIM	+/-	SOG	GP	G	A	PTS	PIM	+/-	SOG
Wayne Gretzky	80	71	125	196	59	61	348	16	12	26	38	4	20	76
Mark Messier	77	48	58	106	72	18	237	15	15	6	21	14	11	50
Glenn Anderson	72	48	56	104	70	40	243	16	10	10	20	32	5	49
Jari Kurri	80	45	59	104	22	48	218	16	8	15	23	8	16	31
Paul Coffey	80	29	67	96	87	52	260	16	7	7	14	14	15	42
Ken Linseman	72	33	42	75	181	15	141	16	6	8	14	22	10	31
Charlie Huddy	76	20	37	57	58	61	151	15	1	6	7	10	14	47
Willy Lindstrom	(WPG)	63	20	25	45	8	-5	204	-	-	-	-	-	-
(EDM)	10	6	5	11	2	5	21	16	2	11	13	4	12	31
(TOT)	73	26	30	56	10	0	225	16	2	11	13	4	12	31
Pat Hughes	80	25	20	45	85	0	144	16	2	5	7	14	10	31
Tom Roulston	67	19	21	40	24	28	107	16	1	2	3	0	-1	13
Kevin Lowe	80	6	34	40	43	39	92	16	1	8	9	10	8	19
Dave Lumley	72	13	24	37	158	17	96	16	0	0	0	19	-1	4
Jaroslav Pouzar	74	15	18	33	57	18	86	1	2	0	2	0	1	2
Dave Hunter	80	13	18	31	120	12	113	16	4	7	11	60	7	16
Randy Gregg	80	6	22	28	54	19	94	16	2	4	6	8	14	16
Dave Semenko	75	12	15	27	141	19	70	15	1	1	2	69	-1	13
X - Laurie Boschman	62	8	12	20	183	3	59	-	-	-	-	-	-	-
Lee Fogolin Jr.	72	0	18	18	92	25	64	16	0	5	5	36	10	15
Marc Habscheid	32	3	10	13	14	15	19	-	-	-	-	-	-	-
Don Jackson	71	2	8	10	136	13	72	16	3	3	6	35	10	16
Andy Moog (G)	50	0	4	4	16	n/a	n/a	16	0	1	1	2	n/a	n/a
John Blum	5	0	3	3	24	2	0	-	-	-	-	-	-	-
Garry Unger	16	2	0	2	8	1	14	1	0	0	0	0	0	0
Garry Lariviere	17	0	2	2	14	13	15	1	0	1	1	0	2	0
L. Middlebrook (G)	(NU)	9	0	1	1	2	n/a	n/a	-	-	-	-	-	n/a
(EDM)	1	0	0	0	0	n/a	n/a	-	-	-	-	-	-	n/a
(TOT)	10	0	1	1	2	n/a	n/a	-	-	-	-	-	-	n/a
Todd Strueby	1	0	0	0	0	-2	1	-	-	-	-	-	-	-
Ron Low (G)	3	0	0	0	0	n/a	n/a	-	-	-	-	-	-	-
Don Nachbaur	2	0	0	0	7	-1	0	2	0	0	0	7	-1	0
Grant Fuhr (G)	32	0	0	0	6	n/a	n/a	1	0	0	0	0	n/a	n/a
Ray Cote	-	-	-	-	-	-	-	14	3	2	5	4	6	17
Bench	-	-	-	-	-	-	-	-	-	-	-	-	-	-

GOALTENDER	REGULAR SEASON							PLAYOFFS						
	GP	MNS	GA	SO	GAA	SOG	SV%	W	L	T	GP	MNS	GA	L
L. Middlebrook (NU)	9	411	37	0	5.40	220	0.832	0	6	1	-	-	-	-
(EDM)	1	60	3	0	3.00	33	0.909	1	0	0	-	-	-	-
(TOT)	10	471	40	0	5.10	253	0.842	1	6	1	-	-	-	-
Andy Moog	50	2830	167	1	3.54	1530	0.891	33	8	7	16	946	48	3.04
Grant Fuhr	32	2799	129	0	4.30	971	0.867	13	12	5	1	11	0	0.00
X - Ron Low	3	104	10	0	5.78	54	0.815	0	1	0	-	-	-	-
Empty net goals	-	-	6	-	-	-	-	-	-	-	-	2	-	-

GAME-BY-GAME RESULTS

#	DATE	OPP	SCORE			RECORD			T
			GF	GA	RES	W	L	T	
1	0.5	CGY	7	5	W	1	0	0	0
2	0.8	NYI	4	6	L	2	1	0	0
3	0.9	@ VAN	6	3	W	2	2	0	0
4	0.12	@ CGY	4	9	L	3	2	0	0
5	0.14	@ HFD	4	4	T	3	3	1	1
6	0.16	@ BOS	6	6	T	3	3	2	2
7	0.17	@ BUF	4	6	L	3	3	2	2
8	0.20	HFD	4	2	W	3	4	2	2
9	0.21	BOS	3	5	L	4	4	2	2
10	0.24	@ WPG1	5	9	L	4	5	2	2
11	0.27	CHI	4	4	T	4	5	3	3
12	0.29	LAK	6	3	W	4	5	3	3
13	0.31	VAN	2	3	L	5	6	3	3
14	N.3	WPG1	7	2	W	5	6	3	3
15	N.5	NYR	5	1	W	6	6	3	3
16	N.8	@ QUE	5	5	T	7	6	4	4
17	N.10	@ PIT	4	5	L	7	7	4	4
18	N.11	@ NJD	5	1	W	7	7	4	4
19	N.13	@ PHI	4	3	W	8	7	4	4
20	N.14	@ NYR	7	2	W	9	7	4	4
21	N.16	@ NYI	2	4	L	9	8	4	4
22	N.20	VAN	3	3	T	9	8	5	5
23	N.21	QUE	7	9	L	9	9	5	5
24	N.24	WSH	3	3	T	9	9	6	6
25	N.26	@ WPG1	6	5	W	10	9	6	6
26	N.28	@ DET	7	5	W	11	9	6	6
27	D.1	PHI	2	4	L	11	10	6	6
28	D.4	CGY	7	5	W	12	10	6	6
29	D.5	LAK	7	3	W	13	10	6	6
30	D.7	STL	3	2	W	14	10	6	6
31	D.9	@ LAK	3	3	T	14	10	7	7
32	D.11	@ MNS	4	5	L	14	11	7	7
33	D.17	NJD	10	4	W	15	11	7	7
34	D.19	MTL	5	2	W	16	11	7	7
35	D.22	MNS	8	2	W	17	11	7	7
36	D.23	@ LAK	6	2	W	18	11	7	7
37	D.26	@ CGY	4	4	T	18	11	8	8
38	D.29	CHI	6	8	L	18	12	8	8
39	D.31	@ VAN	8	1	W	19	12	8	8
40	J.1	WPG1	5	3	W	20	12	8	8
41	J.4	@ CGY	6	3	W	21	12	8	8
42	J.5	@ WPG1	8	3	W	22	12	8	8
43	J.7	PIT	7	2	W	23	12	8	8
44	J.9	DET	3	4	L	23	13	8	8
45	J.11	@ STL	7	5	W	24	13	8	8
46	J.12	@ CHI	10	4	W	25	13	8	8
47	J.15	@ MNS	10	4	W	26	13	8	8
48	J.18	@ LAK	3	3	T	26	13	9	9
49	J.19	VAN	9	4	W	27	13	9	9
50	J.22	@ VAN	3	4	L	27	14	9	9
51	J.23	LAK	8	6	W	28	14	9	9
52	J.26	TOR	6	6	T	28	14	10	10
53	J.29	CGY	5	4	W	29	14	10	10
54	J.30	NYI	2	4	L	29	15	10	10
55	F.3	LAK	4	7	L	29	16	10	10
56	F.4	MTL	7	3	W	30	16	10	10
57	F.11	QUE	7	3	W	31	16	10	10
58	F.14	@ MTL	2	4	L	31	17	10	10
59	F.17	@ PHI	3	7	L	31	18	10	10
60	F.19	@ PIT	10	7	W	32	18	10	10
61	F.20	@ BUF	5	4	W	33	18	10	10
62	F.22	@ CGY	1	4	L	33	19	10	10
63	F.23	WSH	6	3	W	34	19	10	10
64	F.25	STL	5	5	T	34	19	11	11
65	F.27	WPG1	3	0	W	35	19	11	11
66	M.1	@ NJD	4	3	W	36	19	11	11
67	M.2	@ WSH	5	3	W	37	19	11	11
68	M.5	@ TOR	6	3	W	38	19	11	11
69	M.6	@ BOS	2	5	L	38	20	11	11
70	M.8	@ HFD	4	4	T	39	20	11	11
71	M.11	NYR	3	1	W	40	20	11	11
72	M.13	BUF	6	2	W	41	20	11	11
73	M.16	VAN	4	3	W	42	20	11	11
74	M.19	DET	9	7	W	43	20	11	11
75	M.21	@ TOR	4	1	W	44	20	11	11
76	M.23	@ WPG1	4	7	L	44	21	11	11
77	M.26	@ LAK	9	3	W	45	21	11	11
78	M.29	@ VAN	7	4	W	46	21	11	11
79	A.1	WPG1	7	2	W	47	21	11	11
80	A.3	CGY	3	3	T	47	21	12	12
TEAM TOTALS			424	315		47	21	12	

X - Denotes did not finish the season with the Oilers



EDMONTON OILERS 1983-84 RESULTS & STATISTICS

COACH	REGULAR SEASON							PLAYOFFS				
	GP	W	L	T	PTS	GF	GA	GP	W	L	GF	GA
Glen Sather	80	57	18	5	119	446	314	19	15	4	94	56
STANLEY CUP CHAMPIONS, 1st Smythe Division, 1st Overall. Playoffs: Won Smythe Division Semi-Final 3-0 vs Winnipeg, Won Smythe Division Final 4-3 vs Calgary, Won Campbell Conference Final 4-0 vs Minnesota. Won Stanley Cup Final 4-1 vs NY Islanders.												

PLAYER	REGULAR SEASON							PLAYOFFS						
	GP	G	A	PTS	PIM	+/-	SOG	GP	G	A	PTS	PIM	+/-	SOG
Wayne Gretzky	74	87	118	205	39	78	326	19	13	22	35	12	18	87
Paul Coffey	80	40	86	126	104	52	259	19	8	14	22	21	18	66
Jari Kurri	64	52	61	113	14	39	195	19	14	14	28	13	9	60
Mark Messier	73	37	64	101	165	40	220	19	8	18	26	19	9	63
Glenn Anderson	80	54	45	99	65	41	277	19	6	11	17	33	6	68
Ken Linseman	72	18	49	67	119	29	106	19	10	4	14	65	7	44
Pat Hughes	77	27	28	55	61	18	163	19	2	11	13	12	13	44
Dave Hunter	80	22	26	48	90	27	118	17	5	5	10	14	9	25
Kevin Lowe	80	4	42	46	59	38	82	19	3	7	10	16	12	19
Charlie Huddy	75	8	34	42	43	52	163	12	1	9	10	8	18	35
Randy Gregg	80	13	27	40	56	40	90	19	3	7	10	21	15	32
Willy Lindstrom	73	22	16	38	38	19	116	19	5	5	10	10	7	30
Kevin McClelland (PIT)	24	2	4	6	62	-7	40	-	-	-	-	-	-	-
(EDM)	52	8	20	28	127	8	63	18	4	6	10	42	14	32
(TOT)	76	10	24	34	189	1	103	18	4	6	10	42	14	32
Jaroslav Pouzar	67	13	19	32	44	17	87	14	1	2	3	12	0	14
Dave Lumley	56	6	15	21	68	14	42	19	2	5	7	44	6	21
Lee Fogolin Jr.	80	5	16	21	125	33	71	19	1	4	5	26	10	22
Don Jackson	64	8	12	20	120	28	57	19	1	2	3	32	9	15
Dave Semenko	52	6	11	17	118	9	36	19	5	5	10	44	11	25
Grant Fuhr (G)	45	0	14	14	6	n/a	n/a	16	0	3	3	4	n/a	n/a
X - Tom Roulston	24	5	7	12	16	-1	38	-	-	-	-	-	-	-
Pat Conacher	45	2	8	10	31	-2	17	3	1	0	1	2	1	3
Rick Chartraw (NYR)	4	0	0	0	4	-3	0	-	-	-	-	-	-	-
(EDM)	24	2	6	8	21	5	23	1	0	0	0	2	-1	0
(TOT)	28	2	6	8	25	2	23	-	-	-	-	-	-	-
Ken Berry	13	2	3	5	10	6	18	-	-	-	-	-	-	-
Raimo Summanen	2	1	4	5	2	4	3	5	1	4	5	0	3	11
Kari Jalonen (CGY)	9	0	3	3	0	-1	4	-	-	-	-	-	-	-
(EDM)	3	0	0	0	0	-2	0	-	-	-	-	-	-	-
(TOT)	12	0	3	3	0	-3	4	-	-	-	-	-	-	-
Jim Playfair	2	1	1	2	2	4	2	-	-	-	-	-	-	-
Tom Gorence	12	1	1	2	0	0	7	-	-	-	-	-	-	-
Gord Sherven	2	1	0	1	0	1	5	-	-	-	-	-	-	-
Marc Habscheid	9	1	0	1	6	-3	6	-	-	-	-	-	-	-
Todd Strueby	1	0	1	1	2	2	1	-	-	-	-	-	-	-
X - John Blum	4	0	1	1	2	0	3	-	-	-	-	-	-	-
Andy Moog (G)	38	0	1	1	4	n/a	n/a	7	0	0	0	2	n/a	n/a
Dean Clark	1	0	0	0	0	0	0	-	-	-	-	-	-	-
Steve Graves	2	0	0	0	0	0	2	-	-	-	-	-	-	-
Reg Kerr	3	0	0	0	0	-3	3	-	-	-	-	-	-	-
Ray Cote	13	0	0	0	2	-5	12	-	-	-	-	-	-	-
Larry Melnyk	-	-	-	-	-	-	-	6	0	1	1	2	1	1
Bench	-	-	-	-	18	-	-	-	-	-	-	4	-	-

GOALTENDER	REGULAR SEASON										PLAYOFFS							
	GP	MNS	GA	SO	GAA	SOG	SV%	W	L	T	GP	MNS	GA	GAA	SOG	SV%	W	L
Grant Fuhr	45	2623	171	1	3.91	1462	0.883	30	10	4	16	884	44	2.99	495	0.911	11	4
Andy Moog	38	2207	139	1	3.78	1177	0.882	27	8	1	7	261	12	2.76	110	0.891	4	0
Empty net goals	—	—	4	—	—	—	—	—	—	—	—	—	—	—	—	—	—	—

GAME-BY-GAME RESULTS

#	DATE	OPP	SCORE			RECORD			T
			GF	GA	RES	W	L	T	
1	0.7	COLr	7	4	W	1	0	0	0
2	0.9	@VAN	2	6	L	1	1	0	0
3	0.10	@LA	7	4	W	2	1	0	0
4	0.14	WPG1	2	4	L	2	2	0	0
5	0.16	CGY	8	4	W	3	2	0	0
6	0.18	CHI	5	7	L	3	3	0	0
7	0.20	@CGY	5	4	W	4	3	0	0
8	0.21	HFD	5	2	W	5	3	0	0
9	0.23	PIT	8	3	W	6	3	0	0
10	0.24	@COLr	3	1	W	7	3	0	0
11	0.27	@NYI	3	4	L	7	4	0	0
12	0.28	@NYR	5	3	W	8	4	0	0
13	0.31	QUE	11	4	W	9	4	0	0
14	N.4	TOR	6	4	W	10	4	0	0
15	N.7	COLr	4	5	L	10	5	0	0
16	N.11	@HFD	4	4	T	10	5	1	0
17	N.12	@BOS	2	5	L	10	6	1	0
18	N.14	@NYI	5	5	T	10	6	2	0
19	N.15	@NYR	5	3	W	11	6	2	0
20	N.17	@STL	5	1	W	12	6	2	0
21	N.19	@MNS	2	2	T	12	6	3	0
22	N.21	VAN	8	3	W	13	6	3	0
23	N.23	DET	8	4	W	14	6	3	0
24	N.25	LAK	11	4	W	15	6	3	0
25	N.27	CHI	8	1	W	16	6	3	0
26	N.29	@WPG1	10	2	W	17	6	3	0
27	D.1	@MTL	3	3	T	18	6	4	0
28	D.2	@QUE	8	9	L	18	7	4	0
29	D.4	VAN	7	3	W	18	7	4	0
30	D.5	@VAN	3	3	T	19	7	5	0
31	D.9	@LAK	5	5	T	19	7	6	0
32	D.13	NYI	4	3	W	19	7	6	0
33	D.16	@COLr	7	4	W	20	7	6	0
34	D.17	@CGY	5	4	W	21	7	6	0
35	D.19	MNS	9	6	W	22	7	6	0
36	D.20	CGY	5	7	L	23	8	6	0
37	D.23	VAN	6	1	W	24	8	6	0
38	D.27	LAK	10	3	W	24	8	6	0
39	D.30	PHI	7	5	L	25	9	6	0
40	D.31	@VAN	1	3	L	25	9	6	0
41	J.2	BOS	4	4	T	25	9	7	0
42	J.6	COLr	5	3	W	26	9	7	0
43	J.9	CGY	7	2	W	27	9	7	0
44	J.10	@CGY	1	5	L	28	10	7	0
45	J.13	@WSH	6	6	T	28	10	8	0
46	J.14	@PHI	2	8	L	28	11	8	0
47	J.16	@TOR	1	7	L	28	12	8	0
48	J.17	@DET	4	4	T	28	12	9	0
49	J.20	STL	8	6	W	28	12	9	0
50	J.22	@VAN	4	3	W	29	12	9	0
51	J.24	COLr	7	4	W	30	12	9	0
52	J.26	@STL	6	4	W	31	12	9	0
53	J.27	@CHI	3	3	T	32	12	10	0
54	J.29	BUF	3	1	W	32	12	10	0
55	J.31	PHI	7	4	W	33	12	10	0
56	F.3	MTL	3	6	L	34	13	10	0
57	F.6	TOR	5	1	W	34	13	10	0
58	F.7	NYR	8	4	W	35	13	10	0
59	F.12	WSH	5	3	W	36	13	10	0
60	F.14	BOS	2	2	T	37	13	11	0
61	F.17	MNS	7	4	W	37	13	11	0
62	F.19	HFD	7	4	W	38	13	11	0
63	F.21	@DET	7	3	W	39	13	11	0
64	F.24	@BUF	6	3	W	40	13	11	0
65	F.27	@PIT	4	1	W	41	13	11	0
66	F.28	@WSH	4	1	W	42	13	11	0
67	M.2	@MTL	3	3	T	43	13	12	0
68	M.3	@QUE	4	6	L	43	14	12	0
69	M.6	@COLr	2	5	L	43	15	12	0
70	M.10	@LAK	2	3	L	43	16	12	0
71	M.12	@BUF	2	3	L	43	17	12	0
72	M.13	@VAN	5	3	W	43	17	12	0
73	M.15	LAK	3	3	T	44	17	13	0
74	M.17	PIT	10	4	W	44	17	13	0
75	M.19	CGY	3	3	T	45	17	14	0
76	M.25	@CGY	7	2	W	45	17	14	0
77	M.26	@COLr	6	6	T	46	17	15	0
78	M.28	@LAK	6	2	W	46	17	15	0
79	M.31	LAK	7	3	W	47	17	15	0
80	A.4	WPG1	2	1	W	48	17	15	0
TEAM TOTALS			417	295		48	17	15	

X - Denotes did not finish the season with the Oilers



EDMONTON OILERS 1984-85 RESULTS & STATISTICS

COACH	REGULAR SEASON							PLAYOFFS				
	GP	W	L	T	PTS	GF	GA	GP	W	L	GF	GA
Glen Sather	80	49	20	11	109	401	298	18	15	3	98	57
STANLEY CUP CHAMPIONS, 1st Smythe Division, 2nd Overall. Playoffs: Won Smythe Division Semi-Final 3-0 vs Los Angeles, Won Smythe Division Final 4-0 vs Winnipeg, Won Campbell Conference Final 4-2 vs Chicago, Won Stanley Cup Final 4-1 vs Philadelphia.												

PLAYER	REGULAR SEASON							PLAYOFFS						
	GP	G	A	PTS	PIM	+/-	SOG	GP	G	A	PTS	PIM	+/-	SOG
Wayne Gretzky	80	73	135	208	52	100	354	18	17	30	47	4	27	67
Jari Kurri	73	71	64	135	30	78	267	18	19	12	31	6	23	91
Paul Coffey	80	37	84	121	97	57	285	18	12	25	37	44	23	67
Mike Krushelnyski	80	43	45	88	60	60	191	18	5	8	13	22	9	36
Glenn Anderson	80	42	39	81	69	26	258	18	10	16	26	38	11	46
Mark Napier	(MIN)	39	10	18	28	2	-7	97	-	-	-	-	-	-
(EDM)	33	9	26	35	19	12	50	18	5	5	10	7	8	20
(TOT)	72	19	44	63	21	5	147	18	5	5	10	7	8	20
Mark Messier	55	23	31	54	57	10	138	18	12	13	25	12	14	56
Charlie Huddy	80	7	44	51	46	46	145	18	3	17	20	17	21	49
Dave Hunter	80	17	19	36	122	4	119	18	2	5	7	33	5	31
Willy Lindstrom	80	12	20	32	18	6	98	18	5	1	6	8	4	20
Dave Lumley	(HFD)	48	8	20	28	98	-19	76	-	-	-	-	-	-
(EDM)	12	1	3	4	13	0	10	8	0	0	0	29	-5	2
(TOT)	60	9	23	32	111	-19	86	8	0	0	0	29	-5	2
Pat Hughes	73	12	13	25	85	-8	96	10	1	0	1	4	1	3
Kevin Lowe	80	4	21	25	104	13	82	16	0	5	5	8	5	20
Kevin McClelland	62	8	15	23	205	-10	99	18	1	3	4	75	4	22
Randy Gregg	57	3	20	23	32	28	60	17	0	6	6	12	18	17
Don Jackson	78	3	17	20	141	30	50	9	0	0	0	64	4	6
Dave Semenko	69	6	12	18	172	5	50	14	0	0	0	39	2	4
Bill Carroll	65	8	9	17	22	1	44	9	0	0	0	4	3	3
Lee Fogolin Jr.	79	4	13	17	126	20	63	18	3	1	4	16	6	10
X - Gord Sherven	37	9	7	16	10	-2	48	-	-	-	-	-	-	-
Jaroslav Pouzar	33	4	8	12	30	2	37	9	2	1	3	2	2	13
Larry Melnyk	28	0	11	11	25	16	8	12	1	4	5	26	9	15
Marc Habscheid	26	5	3	8	4	-3	30	-	-	-	-	-	-	-
Raimo Summanen	9	0	4	4	0	-1	5	-	-	-	-	-	-	-
Grant Fuhr (G)	46	0	3	3	6	n/a	n/a	18	0	3	3	2	n/a	n/a
X - Terry Martin	4	0	2	2	0	3	6	-	-	-	-	-	-	-
Marco Baron (G)	1	0	0	0	0	n/a	n/a	-	-	-	-	-	n/a	n/a
Daryl Reaugh (G)	1	0	0	0	0	n/a	n/a	-	-	-	-	-	n/a	n/a
Ray Cote	2	0	0	0	2	0	1	-	-	-	-	-	-	-
Steve Smith	2	0	0	0	2	-2	3	-	-	-	-	-	-	-
Mike Zanier (G)	3	0	0	0	0	n/a	n/a	-	-	-	-	-	n/a	n/a
Andy Moog (G)	39	0	0	0	8	n/a	n/a	2	0	0	0	0	n/a	n/a
Esa Tikkanen	-	-	-	-	-	-	-	3	0	0	0	2	-1	3
Bench	-	-	-	-	12	-	-	-	-	-	-	4	-	-

GOALTENDER	REGULAR SEASON										PLAYOFFS					
	GP	MNS	GA	SO	GAA	SOG	SV%	W	L	T	GP	MNS	GA	L		
Grant Fuhr	46	2557	165	1	3.87	1428	0.884	26	8	7	18	1063	55	3.10	520	
Andy Moog	39	2017	111	1	3.30	1053	0.894	22	9	3	2	18	0	0.00	3	
Mike Zanier	3	185	12	0	3.89	100	0.880	1	1	1	—	—	—	—	—	
Marco Baron	1	32	2	0	3.71	9	0.778	0	1	0	—	—	—	—	—	
Daryl Reaugh	1	60	5	0	5.04	35	0.857	0	1	0	—	—	—	—	—	
Empty net goals	—	—	3	—	—	—	—	—	—	—	—	—	2	—	—	

GAME-BY-GAME RESULTS

#	DATE	OPP	GF	GA	SCORE	RES	W	L	T	RECORD
1	0.11	@ LAK	2	2	T (OT)	0	0	0	1	
2	0.12	STL	5	1	W	1	0	0	1	
3	0.14	QUE	9	2	W	2	0	0	1	
4	0.16	BOS	7	2	W	3	0	0	1	
5	0.18	@ MNS	7	5	W	4	0	0	1	
6	0.19	@ WPG1	7	4	W	5	0	0	1	
7	0.21	CGY	6	4	W	6	0	0	1	
8	0.24	WSH	3	3	T (OT)	6	0	0	2	
9	0.26	LAK	8	2	W	7	0	0	2	
10	0.30	VAN	7	0	W	8	0	0	2	
11	N. 2	CHI	4	2	W	9	0	0	2	
12	N. 4	@ WPG1	2	1	W	10	0	0	2	
13	N. 6	@ PIT	3	3	T (OT)	10	0	0	3	
14	N. 8	@ NJD	3	2	W	11	0	0	3	
15	N. 9	@ WSH	8	5	W	12	0	0	3	
16	N. 11	@ PHI	5	7	L	12	1	0	3	
17	N. 14	MTL	2	4	L	12	2	0	3	
18	N. 15	@ CGY	2	6	L	12	3	0	3	
19	N. 17	VAN	7	0	W	13	3	0	3	
20	N. 21	WPG1	7	5	W	14	3	0	3	
21	N. 24	STL	7	6	W	15	3	0	3	
22	N. 27	@ TOR	7	1	W	16	3	0	3	
23	N. 29	@ BOS	4	2	W	17	3	0	3	
24	N. 30	@ HFD	4	2	W	18	3	0	3	
25	D. 5	NYI	6	4	W	19	3	0	3	
26	D. 7	MIN	6	3	W	20	3	0	3	
27	D. 8	@ VAN	2	3	L (OT)	20	4	0	3	
28	D. 13	@ LAK	2	7	L	20	5	0	3	
29	D. 15	@ STL	8	2	W	21	5	0	3	
30	D. 17	@ NJD	2	5	L	21	6	0	3	
31	D. 19	LAK	7	3	W	22	6	0	3	
32	D. 21	VAN	1	3	L	22	7	0	3	
33	D. 22	CGY	7	1	W	23	7	0	3	
34	D. 26	@ CGY	6	5	W	24	7	0	3	
35	D. 29	DET	6	3	W	25	7	0	3	
36	D. 30	@ VAN	7	7	T (OT)	25	7	0	4	
37	J. 2	PHI	2	5	L	25	8	0	4	
38	J. 4	WPG1	7	4	W	26	8	0	4	
39	J. 6	@ WPG1	7	2	W	27	8	0	4	
40	J. 8	@ QUE	4	0	W	28	8	0	4	
41	J. 10	@ MTL	5	2	W	29	8	0	4	
42	J. 12	@ PIT	3	4	L	29	9	0	4	
43	J. 13	@ BUF	5	4	W	30	9	0	4	
44	J. 16	NYI	3	3	T (OT)	30	9	0	5	
45	J. 18	@ VAN	4	4	T (OT)	30	9	0	6	
46	J. 19	VAN	7	5	W	31	9	0	6	
47	J. 21	LAK	8	7	W	32	9	0	6	
48	J. 25	NJD	4	2	W	33	9	0	6	
49	J. 26	PIT	6	3	W	34	9	0	6	
50	J. 28	CGY	4	3	W	35	9	0	6	
51	J. 29	@ CGY	4	2	W	36	9	0	6	
52	F. 2	NYR	5	1	W	37	9	0	6	
53	F. 3	HFD	6	3	W	38	9	0	6	
54	F. 6	@ WPG1	2	6	L	38	10	0	6	
55	F. 8	@ MNS	5	3	W	39	10	0	6	
56	F. 9	@ DET	6	5	W	40	10	0	6	
57	F. 15	@ NYR	7	8	L	40	11	0	6	
58	F. 16	@ PHI	4	5	L	40	12	0	6	
59	F. 18	@ BUF	6	4	W	41	12	0	6	
60	F. 19	@ TOR	9	4	W	42	12	0	6	
61	F. 22	QUE	6	3	W	43	12	0	6	
62	F. 23	WSH	3	3	T (OT)	43	12	0	7	
63	F. 27	MTL	1	4	L	43	13	0	7	
64	M. 1	LAK	4	5	L	43	14	0	7	
65	M. 3	WPG1	3	6	L	43	15	0	7	
66	M. 5	@ CGY	3	3	W	44	15	0	7	
67	M. 9	NYR	3	3	T (OT)	44	15	0	8	
68	M. 10	@ VAN	3	6	L	44	16	0	8	
69	M. 13	DET	7	6	W	45	16	0	8	
70	M. 15	BUF	4	4	T (OT)	45	16	0	9	
71	M. 17	@ LAK	4	5	L	45	17	0	9	
72	M. 20	CHI	6	4	W	46	17	0	9	
73	M. 22	TOR	3	3	T (OT)	46	17	0	10	
74	M. 26	NYI	7	5	W	47	17	0	10	
75	M. 28	@ BOS	3	6	L	47	18	0	10	
76	M. 29	@ HFD	7	8	L	47	19	0	10	
77	M. 31	@ CHI	7	3	W	48	19	0	10	
78	A. 2	@ LA	6	4	W	49	19	0	10	
79	A. 5	CGY	5	5	T (OT)	49	19	0	11	
80	A. 6	WPG1	5	6	L	49	20	0	11	
TEAM TOTALS			401	298		49	20	11		

X - Denotes did not finish the season with the Oilers



EDMONTON OILERS 1985-86 RESULTS & STATISTICS

COACH	REGULAR SEASON							PLAYOFFS				
	GP	W	L	T	PTS	GF	GA	GP	W	L	GF	GA
Glenn Sather	80	56	17	7	119	426	310	10	6	4	41	30
1st Smythe Division, 1st Overall. Playoffs: Won Smythe Division Semi-Final 3-0 vs Vancouver, Lost Smythe Division Final 4-3 vs Calgary.												

PLAYER	REGULAR SEASON							PLAYOFFS							
	GP	G	A	PTS	PIM	+/-	SOG	GP	G	A	PTS	PIM	+/-	SOG	
Wayne Gretzky	80	52	163	215	46	71	350	10	8	11	19	2	-1	41	
Paul Coffey	79	48	90	138	120	61	308	10	1	9	10	30	0	33	
Jari Kurri	78	68	63	131	22	45	236	10	2	10	12	4	0	26	
Glenn Anderson	72	54	48	102	90	38	242	10	8	3	11	14	2	38	
Mark Messier	63	35	49	84	70	35	198	10	4	6	10	18	0	23	
Mark Napier	80	24	32	56	14	13	117	10	1	4	5	0	5	14	
Craig MacTavish	74	23	24	47	70	16	121	10	4	4	8	11	6	17	
Charlie Huddy	76	6	35	41	55	28	149	7	0	2	2	0	3	5	
Mike Krushelnyski	54	16	24	40	22	11	98	10	4	5	9	16	3	15	
Raimo Summanen	73	19	18	37	16	9	83	5	1	1	2	0	2	6	
Dave Hunter	62	15	22	37	77	39	110	10	2	3	5	21	7	18	
Kevin McClelland	79	11	25	36	264	9	104	10	1	0	1	32	-1	7	
Randy Gregg	64	2	26	28	47	31	56	10	1	0	1	12	3	6	
Lee Fogolin Jr.	80	4	22	26	129	46	71	8	0	2	2	10	3	7	
Steve Smith	55	4	20	24	166	28	74	6	0	1	1	14	4	5	
Marty McSorley	59	11	12	23	265	10	72	8	0	2	2	50	3	4	
Dave Lumley	46	11	9	20	35	13	33	3	0	2	2	2	0	1	
Dave Semenko	69	6	12	18	141	-2	51	6	0	0	0	32	0	1	
Kevin Lowe	74	2	16	18	90	25	57	10	1	3	4	15	6	16	
Esa Tikkanen	35	7	6	13	28	6	47	8	3	2	5	7	1	19	
Don Jackson	45	2	8	10	93	3	34	8	0	0	0	21	3	8	
Mike Rogers	(NJR)	9	1	3	4	2	20	-	-	-	-	-	-	-	
	(EDM)	8	1	0	1	0	-2	5	-	-	-	-	-	-	
	(TOT)	17	2	3	5	2	0	25	-	-	-	-	-	-	
Gord Sherven	(MIN)	13	0	2	2	11	1	8	-	-	-	-	-	-	
	(EDM)	5	1	1	2	4	0	6	-	-	-	-	-	-	
	(TOT)	18	1	3	4	15	1	14	-	-	-	-	-	-	
Risto Jalo		3	0	3	3	0	2	3	-	-	-	-	-	-	
Grant Fuhr (G)		40	0	3	3	0	n/a	n/a	9	0	1	1	0	n/a	n/a
X - Billy Carroll		5	0	2	2	0	2	0	-	-	-	-	-	-	-
Andy Moog (G)		47	0	2	2	8	n/a	n/a	1	0	0	0	0	n/a	n/a
Ken Solheim		6	1	0	1	5	-2	8	-	-	-	-	-	-	-
Jeff Brubaker	(TOR)	21	0	0	0	67	0	8	-	-	-	-	-	-	-
	(EDM)	4	1	0	1	12	1	4	-	-	-	-	-	-	-
	(TOT)	25	1	0	1	79	1	12	-	-	-	-	-	-	-
Dean Hopkins		1	0	0	0	0	0	0	-	-	-	-	-	-	-
Mike Moller		1	0	0	0	0	0	2	-	-	-	-	-	-	-
Selmar Odelein		4	0	0	0	0	1	2	-	-	-	-	-	-	-
Jeff Beukeboom		-	-	-	-	-	-	-	1	0	0	0	4	1	1
Bench		-	-	-	-	30	-	-	-	-	-	-	6	-	-

GOALTENDER	REGULAR SEASON										PLAYOFFS							
	GP	MNS	GA	SO	GAA	SOG	SV%	W	L	T	GP	MNS	GA	GAA	SOG	SV%	W	L
Andy Moog	47	2658	164	1	3.70	1480	0.889	27	9	7	9	538	28	3.12	272	0.897	5	4
Grant Fuhr	40	2183	143	0	3.93	1295	0.889	29	8	0	1	60	1	1.00	27	0.963	1	0
Empty net goals	—	—	3	—	—	—	—	—	—	—	—	—	1	—	—	—	—	—

GAME-BY-GAME RESULTS

#	DATE	OPP	GF	GA	SCORE	RES	W	L	T	RECORD
1	0.10	WPG1	4	3	W	1	0	0	0	1-0
2	0.13	STL	6	3	W	2	0	0	0	2-0
3	0.16	NYI	6	4	W	3	0	0	0	3-0
4	0.18	BOS	3	2	W	4	0	0	0	4-0
5	0.20	@ LAK	8	5	W	5	0	0	0	5-0
6	0.23	@ WPG1	3	9	L	5	1	0	0	5-1
7	0.25	CGY	5	3	W	6	1	0	0	6-1
8	0.28	@ CGY	6	4	W	7	1	0	0	7-1
9	0.30	WPG1	7	3	W	8	1	0	0	8-1
10	N.1	BUF	0	2	L	8	2	0	0	8-2
11	N.3	TOR	7	1	W	9	2	0	0	9-2
12	N.5	@ VAN	6	4	W	10	2	0	0	10-2
13	N.6	@ LAK	4	4T	(OT)	10	2	1	0	10-3
14	N.8	VAN	13	0	W	11	2	1	0	11-2
15	N.12	@ WSH	2	5	L	11	3	1	0	11-3
16	N.14	@ PHI	3	5	L	11	4	1	0	11-4
17	N.16	@ NYI	4	4T	(OT)	11	4	2	0	11-5
18	N.17	@ NYR	3	2W	(OT)	12	4	2	0	12-4
19	N.19	@ QUE	5	4	W	13	4	2	0	13-4
20	N.20	@ MTL	5	4W	(OT)	14	4	2	0	14-4
21	N.23	NJD	3	2	W	15	4	2	0	15-4
22	N.27	VAN	5	5T	(OT)	15	4	3	0	15-5
23	N.30	HFD	8	5	W	16	4	3	0	16-4
24	D.1	CGY	5	3	W	17	4	3	0	17-4
25	D.3	@ LAK	8	4	W	18	4	3	0	18-4
26	D.5	LAK	6	6T	(OT)	18	4	4	0	18-5
27	D.7	MNS	8	4	W	19	4	4	0	19-4
28	D.8	CHI	4	3	W	20	4	4	0	20-4
29	D.10	@ STL	3	7	L	20	5	4	0	20-5
30	D.11	@ CHI	12	9	W	21	5	4	0	21-5
31	D.13	@ WPG1	6	3	W	22	5	4	0	22-5
32	D.15	VAN	5	3	W	23	5	4	0	23-5
33	D.18	WSH	2	5	L	23	6	4	0	23-6
34	D.20	LAK	9	4	W	24	6	4	0	24-6
35	D.22	WPG1	5	7	L	24	7	4	0	24-7
36	D.29	@ VAN	5	3	W	25	7	4	0	25-7
37	D.31	PHI	4	3	W	26	7	4	0	26-7
38	J.2	@ CGY	4	3	W	27	7	4	0	27-7
39	J.4	HFD	4	3	W	28	7	4	0	28-7
40	J.5	CGY	6	3	W	29	7	4	0	29-7
41	J.8	@ TOR	9	11	L	29	8	4	0	29-8
42	J.10	@ QUE	3	5	L	29	9	4	0	29-9
43	J.11	@ MTL	6	3	W	30	9	4	0	30-9
44	J.13	@ BOS	5	3	W	31	9	4	0	31-9
45	J.15	@ HFD	4	1	W	32	9	4	0	32-9
46	J.18	NYR	4	5	L	32	10	4	0	32-10
47	J.22	PIT	4	7	L	32	11	4	0	32-11
48	J.24	NJD	7	6W	(OT)	33	11	4	0	33-11
49	J.25	LAK	5	2	W	34	11	4	0	34-11
50	J.27	@ CHI	4	3	W	35	11	4	0	35-11
51	J.29	@ STL	5	5T	(OT)	35	11	5	0	35-12
52	J.31	CGY	7	4	W	36	11	5	0	36-12
53	F.1	@ CGY	4	4T	(OT)	36	11	6	0	36-13
54	F.6	@ NJD	6	4	W	37	11	6	0	37-13
55	F.8	@ WSH	4	5L	(OT)	37	12	6	0	37-14
56	F.9	@ BUF	2	4	L	37	13	6	0	37-15
57	F.11	@ DET	3	2	W	38	13	6	0	38-15
58	F.14	QUE	8	2	W	39	13	6	0	39-15
59	F.16	BUF	7	5	W	40	13	6	0	40-15
60	F.19	TOR	9	5	W	41	13	6	0	41-15
61	F.22	BOS	5	6L	(OT)	41	14	6	0	41-16
62	F.24	MTL	3	2	W	42	14	6	0	42-16
63	F.26	@ WPG1	8	2	W	43	14	6	0	43-16
64	M.2	PHI	2	1W	(OT)	44	14	6	0	44-16
65	M.4	@ VAN	6	2	W	45	14	6	0	45-16
66	M.5	LAK	6	3	W	46	14	6	0	46-16
67	M.7	PIT	5	3	W	47	14	6	0	47-16
68	M.9	@ LAK	7	3	W	48	14	6	0	48-16
69	M.11	@ MNS	0	4	L	48	15	6	0	48-17
70	M.12	@ WPG1	8	5	W	49	15	6	0	49-17
71	M.14	DET	12	3	W	50	15	6	0	50-17
72	M.18	WPG1	6	2	W	51	15	6	0	51-17
73	M.21	MNS	5	4W	(OT)	52	15	6	0	52-17
74	M.25	@ DET	7	2	W	53	15	6	0	53-17
75	M.26	@ PIT	8	3	W	54	15	6	0	54-17
76	M.28	@ NYR	2	4	L	54	16	6	0	54-18
77	M.29	@ NYI	4	4T	(OT)	54	16	7	0	54-19
78	A.2	VAN	8	4	W	55	16	7	0	55-19
79	A.4	@ CGY	3	9	L	55	17	7	0	55-20
80	A.6	@ VAN	3	2	W	56	17	7	0	56-20
TEAM TOTALS			426	310		56	17	7	0	

X - Denotes did not finish the season with the Oilers



EDMONTON OILERS 1986-87 RESULTS & STATISTICS

COACH	REGULAR SEASON							PLAYOFFS				
	GP	W	L	T	PTS	GF	GA	GP	W	L	GF	GA
Glen Sather	80	50	24	6	106	372	284	21	16	5	87	57
STANLEY CUP CHAMPIONS, 1st Smythe Division, 1st Overall. Playoffs: Won Smythe Division Semi-Final 4-1 vs Los Angeles, Won Smythe Division Final 4-0 vs Winnipeg, Won Campbell Conference Final 4-1 vs Detroit, Won Stanley Cup Final 4-3 vs Philadelphia.												

PLAYER	REGULAR SEASON							PLAYOFFS						
	GP	G	A	PTS	PIM	+/-	SOG	GP	G	A	PTS	PIM	+/-	SOG
Wayne Gretzky	79	62	121	183	28	69	288	21	5	29	34	6	10	55
Jari Kurri	79	54	54	108	41	35	211	21	15	10	25	20	11	52
Mark Messier	77	37	70	107	73	22	210	21	12	16	28	16	13	62
Esa Tikkanen	76	34	44	78	120	44	126	21	7	2	9	22	1	39
Glenn Anderson	80	35	38	73	65	27	189	21	14	13	27	59	13	62
Paul Coffey	59	17	50	67	49	13	165	17	3	8	11	30	7	45
Kent Nilsson	(MIN)	44	13	33	46	12	1	89	-	-	-	-	-	-
(EDM)	17	5	12	17	4	10	25	21	6	13	19	6	11	46
(TOT)	61	18	45	63	16	11	114	21	6	13	19	6	11	46
Mike Krushelnyski	80	16	35	51	67	24	88	21	3	4	7	18	4	29
Craig MacTavish	79	20	19	39	55	9	139	21	1	9	10	16	1	35
Kevin Lowe	77	8	29	37	94	42	97	21	2	4	6	22	8	21
Moe Lemay	(VAN)	52	9	17	26	128	-1	87	-	-	-	-	-	-
(EDM)	10	1	2	3	36	2	7	9	2	1	3	11	1	6
(TOT)	62	10	19	29	164	1	94	9	2	1	3	11	1	6
Craig Muni	79	7	22	29	85	50	69	14	0	2	2	17	2	11
Kevin McClelland	72	12	13	25	238	-2	76	21	2	3	5	43	-6	24
Randy Gregg	52	8	16	24	42	36	59	18	3	6	9	17	8	29
Steve Smith	62	7	15	22	165	8	73	15	1	3	4	45	9	17
X - Mark Napier	62	8	13	21	2	2	87	-	-	-	-	-	-	-
Charlie Huddy	58	4	15	19	35	25	75	21	1	7	8	21	12	34
X - Raimo Summanen	48	10	7	17	15	-1	55	-	-	-	-	-	-	-
Dave Hunter	77	6	9	15	79	2	86	21	3	3	6	20	4	27
Reijo Ruotsalainen	16	5	8	13	6	8	52	21	2	5	7	10	8	46
Normand Lacombe	(BUF)	39	4	7	11	8	-10	48	-	-	-	-	-	-
(EDM)	1	0	0	0	2	-1	0	-	-	-	-	-	-	-
(TOT)	40	4	7	11	10	-11	48	-	-	-	-	-	-	-
Jeff Beukeboom	44	3	8	11	124	8	24	-	-	-	-	-	-	-
Marty McSorley	41	2	4	6	159	-3	33	21	4	3	7	65	8	22
Jaroslav Pouzar	12	2	3	5	6	3	11	5	1	1	2	2	4	9
X - Stu Kulak	23	3	1	4	41	3	30	-	-	-	-	-	-	-
Danny Gare	18	1	3	4	6	2	22	-	-	-	-	-	-	-
X - Lee Fogolin Jr.	35	1	3	4	17	-3	34	-	-	-	-	-	-	-
Mike Moller	6	2	1	3	0	2	10	-	-	-	-	-	-	-
Steve Graves	12	2	0	2	0	-3	12	-	-	-	-	-	-	-
Grant Fuhr	44	0	2	2	6	n/a	n/a	19	0	1	1	0	n/a	n/a
Andy Moog	46	0	2	2	8	n/a	n/a	2	0	0	0	0	n/a	n/a
Dave Lumley	1	0	0	0	0	0	0	-	-	-	-	-	-	-
Wayne Van Dorp	3	0	0	0	25	-1	3	3	0	0	0	2	0	1
X - Dave Semenko	5	0	0	0	0	0	1	-	-	-	-	-	-	-
Kelly Buchberger	-	-	-	-	-	-	-	3	0	0	0	5	0	0
Bench	-	-	-	-	28	-	-	-	-	-	-	4	-	-

GOALTENDER	REGULAR SEASON							PLAYOFFS						
	GP	MNS	GA	SO	GAA	SOG	SV%	W	L	T	GP	MNS	GA	SV%
Andy Moog	46	2457	144	0	3.52	1215	0.881	28	11	3	2	120	8	4.00
Grant Fuhr	44	2387	137	0	3.44	1148	0.881	22	13	3	19	1143	47	2.47
Empty net goals	-	-	3	-	-	-	-	-	-	-	-	2	-	-

GAME-BY-GAME RESULTS

#	DATE	OPP	GF	SCORE		RES	W	L	T
				GA	RES				
1	0.9	@ PHI	1	2	L	0	1	0	0
2	0.11	@ MTL	5	4W (OT)	1	1	0	0	0
3	0.12	@ WPG1	3	5	L	1	2	0	0
4	0.15	QUE	5	2	W	2	2	0	0
5	0.17	DET	4	3	W	3	2	0	0
6	0.19	@ LAK	6	7	L	3	3	0	0
7	0.21	CHI	9	1	W	4	3	0	0
8	0.22	@ CGY	3	6	L	4	4	0	0
9	0.24	BOS	6	2	W	5	4	0	0
10	0.26	VAN	3	2	W	6	4	0	0
11	0.29	WSH	6	3	W	7	4	0	0
12	0.31	@ VAN	6	2	W	8	4	0	0
13	N.2	LAK	5	5T (OT)	8	4	1	1	0
14	N.5	CGY	1	3	L	8	5	1	0
15	N.7	@ CGY	4	6	L	8	6	1	0
16	N.8	MTL	4	3	W	9	6	1	0
17	N.11	@ NYI	3	2W (OT)	10	6	1	1	0
18	N.13	@ BOS	3	4L (OT)	10	7	1	1	0
19	N.15	@ HFD	2	6	L	10	8	1	0
20	N.16	@ NYR	8	6	W	11	8	1	0
21	N.19	NYR	5	4W (OT)	12	8	1	1	0
22	N.22	VAN	5	2	W	13	8	1	0
23	N.24	@ CGY	5	6	L	13	9	1	0
24	N.26	WPG1	4	3	W	14	9	1	0
25	N.28	CHI	5	6L (OT)	14	10	1	1	0
26	D.3	NYI	7	1	W	15	10	1	0
27	D.5	@ PIT	4	2	W	16	10	1	0
28	D.7	@ PHI	2	5	L	16	11	1	0
29	D.9	@ MNS	3	2	W	17	11	1	0
30	D.10	@ WPG1	7	4	W	18	11	1	0
31	D.12	WPG1	6	1	W	19	11	1	0
32	D.14	@ LAK	4	2	W	20	11	1	0
33	D.17	QUE	5	3	W	21	11	1	0
34	D.19	VAN	4	2	W	22	11	1	0
35	D.20	LAK	8	8T (OT)	22	11	2	1	0
36	D.23	WPG1	1	2	L	22	12	2	0
37	D.28	PHI	6	4	W	23	12	2	0
38	D.30	@ VAN	7	3	W	24	12	2	0
39	J.3	@ LAK	8	1	W	25	12	2	0
40	J.7	LAK	1	6	L	25	13	2	0
41	J.9	STL	5	1	W	26	13	2	0
42	J.11	CGY	5	3	W	27	13	2	0
43	J.13	@ DET	5	3	W	28	13	2	0
44	J.15	@ QUE	4	1	W	29	13	2	0
45	J.17	@ TOR	7	4	W	30	13	2	0
46	J.18	@ BUF	5	6L (OT)	30	14	2	0	0
47	J.21	@ WPG1	5	3	W	31	14	2	0
48	J.23	NYR	7	4	W	32	14	2	0
49	J.24	PIT	4	2	W	33	14	2	0
50	J.27	@ VAN	4	4T (OT)	33	14	3	0	0
51	J.28	VAN	7	3	W	34	14	3	0
52	J.30	MNS	2	2T (OT)	34	14	4	0	0
53	F.1	@ CHI	4	6	L	34	15	4	0
54	F.3	@ STL	4	2	W	35	15	4	0
55	F.4	@ MNS	6	5W (OT)	36	15	4	0	0
56	F.6	NYI	3	3T (OT)	36	15	5	0	0
57	F.8	STL	6	2	W	37	15	5	0
58	F.15	WSH	3	5	L	37	16	5	0
59	F.18	TOR	9	2	W	38	16	5	0
60	F.22	@ WPG1	2	5	L	38	17	5	0
61	F.24	@ PIT	2	5	L	38	18	5	0
62	F.25	@ NJD	2	4	L	38	19	5	0
63	F.27	@ WSH	2	5	L	38	20	5	0
64	M.4	@ VAN	8	5	W	39	20	5	0
65	M.6	LAK	9	3	W	40	20	5	0
66	M.15	MTL	5	3	W	41	20	5	0
67	M.11	DET	6	3	W	42	20	5	0
68	M.14	BUF	5	3	W	43	20	5	0
69	M.15	HFD	4	1	W	44	20	5	0
70	M.17	NJD	7	4	W	45	20	5	0
71	M.19	@ CGY	4	5	L	45	21	5	0
72	M.20	CGY	3	6	L	45	22	5	0
73	M.23	@ NJD	7	6	W	46	22	5	0
74	M.25	@ HFD	5	3	W	47	22	5	0
75	M.26	@ BOS	1	4	L	47	23	5	0
76	M.28	@ TOR	2	4	L	47	24	5	0
77	M.29	@ BUF	3	2	W	48	24	5	0
78	M.31	WPG1	5	4W (OT)	49	24	5	0	0
79	A.2	CGY	4	4T (OT)	49	24	6	0	0
80	A.4	@ LAK	7	3	W	50	24	6	0
TEAM TOTALS			372	284		50	24	6	0

X - Denotes did not finish the season with the Oilers



EDMONTON OILERS 1987-88 RESULTS & STATISTICS

COACH	REGULAR SEASON						PLAYOFFS					
	GP	W	L	T	PTS	GF	GA	GP	W	L	GF	GA
Glen Sather	80	44	25	11	99	363	288	19*	16	2	84	53

STANLEY CUP CHAMPIONS, 2nd Smythe Division, 3rd Overall. Playoffs: Won Smythe Division Semi-Final 4-1 vs Winnipeg, Won Smythe Division Final 4-0 vs Calgary, Won Campbell Conference Final 4-1 vs Detroit, Won Stanley Cup Final 4-0 vs Boston.

* Most of an extra 19th game was played in the final between Boston and Edmonton, but stopped because of an electrical issue. Individual stats counted for that game, but no win was attributed.

PLAYER	REGULAR SEASON						PLAYOFFS					
	GP	G	A	PTS	PIM	+/-	SOG	GP	G	A	PTS	PIM
Wayne Gretzky	64	40	109	149	24	39	211	19	12	31	43	16
Mark Messier	77	37	74	111	103	21	182	19	11	23	34	29
Jari Kurri	80	43	53	96	30	25	207	19	14	17	31	12
Craig Simpson	(PIT)	21	13	13	26	34	5	59	-	-	-	-
(EDM)	59	43	21	64	43	15	118	19	13	6	19	26
(TOT)	80	56	34	90	77	20	177	19	13	6	19	26
Glenn Anderson	80	38	50	88	58	5	255	19	9	16	25	49
Esa Tikkanen	80	23	51	74	153	21	142	19	10	17	27	72
Geoff Courtnall	(BOS)	62	32	26	58	108	24	220	-	-	-	-
(EDM)	12	4	4	8	15	1	32	19	0	3	3	23
(TOT)	74	36	30	66	123	25	252	19	0	3	3	23
Steve Smith	79	12	43	55	286	40	116	19	1	11	12	55
Mike Krushelnyski	76	20	27	47	64	26	124	19	4	6	10	12
Charlie Huddy	77	13	28	41	71	23	163	13	4	5	9	10
Craig MacLavish	80	15	17	32	47	-3	90	19	0	1	1	31
Keith Acton	(MIN)	46	8	11	19	74	-9	49	-	-	-	-
(EDM)	26	3	6	9	21	-10	26	7	2	0	2	16
(TOT)	72	11	17	28	95	-19	75	7	2	0	2	16
Dave Hannan	(PIT)	21	4	3	7	23	-2	34	-	-	-	-
(EDM)	51	9	11	20	43	12	62	12	1	1	2	8
(TOT)	72	13	14	27	66	10	96	12	1	1	2	8
Marty McSorley	60	9	17	26	223	23	66	16	0	3	3	67
Jeff Beukeboom	73	5	20	25	201	27	76	7	0	0	0	16
Kevin Lowe	70	9	15	24	89	18	82	19	0	2	2	26
Craig Muni	72	4	15	19	77	32	56	19	0	4	4	31
Normand Lacombe	53	8	9	17	17	-3	44	19	3	0	3	28
Kevin McClelland	74	10	6	16	281	1	61	19	2	3	5	68
Chris Joseph	(PIT)	17	0	4	4	0	2	13	-	-	-	-
(EDM)	7	0	4	4	6	-3	1	-	-	-	-	-
(TOT)	24	0	8	8	6	-1	14	-	-	-	-	-
Grant Fuhr (G)	75	0	8	8	16	n/a	n/a	19	0	1	1	6
Steve Graves	21	3	4	7	10	13	21	-	-	-	-	-
Steve Dykstra	(BUF)	27	1	1	2	10	-	-	-	-	-	-
(EDM)	15	2	3	5	39	1	15	-	-	-	-	-
(TOT)	42	3	4	7	49	-	-	-	-	-	-	-
X - Dave Hunter	21	3	3	6	6	1	18	-	-	-	-	-
X - Moe Mantha	25	0	6	6	26	7	50	-	-	-	-	-
Tom McMurchy	9	4	1	5	8	2	11	-	-	-	-	-
John Miner	14	2	3	5	16	-4	16	-	-	-	-	-
X - Ron Shudra	10	0	5	5	6	5	8	-	-	-	-	-
Jim Wiemer	12	1	2	3	15	7	24	2	0	0	0	2
Randy Gregg	15	1	2	3	8	4	20	19	1	8	9	24
Bill Ranford (G)	6	0	2	2	0	n/a	n/a	-	-	-	-	-
Selmar Odelein	12	0	2	2	33	-2	17	-	-	-	-	-
Jim Ennis	5	1	0	1	10	0	9	-	-	-	-	-
Kelly Buchberger	19	1	0	1	81	-1	10	-	-	-	-	-
Scott Metcalfe	2	0	0	0	0	-1	0	-	-	-	-	-
Warren Skorodenski (G)	3	0	0	0	0	n/a	n/a	-	-	-	-	n/a
X - Moe Lemay	4	0	0	0	2	-1	5	-	-	-	-	-
Dave Donnelly	4	0	0	0	4	0	3	-	-	-	-	-
Daryl Reaugh (G)	6	0	0	0	0	n/a	n/a	-	-	-	-	n/a
Bench	-	-	-	-	22	-	-	-	-	-	6	-

GOALTENDER	REGULAR SEASON						PLAYOFFS					
	GP	MNS	GA	SO	GAA	SOG	SV%	W	L	T	GP	MNS
Grant Fuhr	75	4301	246	4	3.43	2061	0.881	40	24	9	19	1136
Bill Ranford	6	325	16	0	2.95	159	0.899	3	0	2	-	-
Daryl Reaugh	6	175	14	0	4.79	114	0.877	1	1	0	-	-
Warren Skorodenski	3	60	7	0	6.98	25	0.720	0	0	0	-	-
Empty-net goals	-	-	5	-	-	-	-	-	-	-	-	1

X - Denotes did not finish the season with the Oilers

GAME-BY-GAME RESULTS

#	DATE	OPP	SCORE	RECORD	T
1	0.9	DET	1 4 L	0	1
2	0.11	@ LAK	9 2 W	1	0
3	0.14	CGY	4 5 L	1	2
4	0.16	@ CGY	5 2 W	2	2
5	0.17	BOS	4 3 W	3	2
6	0.21	LAK	6 2 W	4	2
7	0.23	@ VAN	5 4W (OT)	5	2
8	0.24	VAN	9 5 W	6	2
9	0.27	@ QUE	0 5 L	6	3
10	0.28	@ MTL	1 3 L	6	4
11	0.31	@ NJD	5 6 L	6	5
12	N.1	@ NYR	7 6 W	7	5
13	N.4	NYR	7 2 W	8	5
14	N.5	@ CGY	4 4T (OT)	8	5
15	N.7	BUF	5 0 W	9	5
16	N.10	@ LAK	4 4T (OT)	9	5
17	N.14	@ STL	6 5W (OT)	10	5
18	N.15	@ CHI	4 5 L	10	6
19	N.18	QUE	4 1 W	11	6
20	N.20	PIT	4 1 W	12	6
21	N.22	@ WPG1	3 4L (OT)	12	6
22	N.25	NJD	7 8L (OT)	12	8
23	N.27	CHI	4 3 W	13	8
24	N.29	@ BUF	5 2 W	14	8
25	D.1	@ WSH	2 4 L	14	9
26	D.2	@ DET	4 7 L	14	10
27	D.5	TOR	5 2 W	15	10
28	D.6	MNS	10 4 W	16	10
29	D.9	WPG1	2 0 W	17	10
30	D.11	VAN	2 1 W	18	10
31	D.12	@ VAN	6 3 W	19	10
32	D.16	@ LAK	5 7 L	19	11
33	D.18	WPG	5 5T (OT)	19	11
34	D.19	HFD	4 4 L	19	12
35	D.22	LAK	5 2 W	20	12
36	D.26	@ CGY	5 4 W	21	12
37	D.28	VAN	7 3 W	22	12
38	D.30	PHI	6 0 W	23	12
39	J.2	@ WSH	0 2 L	23	13
40	J.4	@ BOS	2 2T (OT)	23	13
41	J.6	@ HFD	5 1 W	24	13
42	J.8	@ WPG1	4 4T (OT)	24	13
43	J.9	NYI	5 1 W	25	13
44	J.11	WSH	3 2 W	26	13
45	J.13	CGY	5 3 W	27	13
46	J.15	WPG1	4 4T (OT)	27	13
47	J.18	@ MTL	4 6 L	27	14
48	J.19	@ QUE	4 4T (OT)	27	14
49	J.21	@ PHI	1 3 L	27	15
50	J.23	@ NYI	2 3 L	27	16
51	J.25	@ PIT	6 4 W	28	16
52	J.29	CGY	4 5 L	28	17
53	J.30	HFD	5 2 W	29	17
54	F.3	NJD	8 5 W	30	17
55	F.6	@ LAK	2 7 L	30	18
56	F.11	@ VAN	7 2 W	31	18
57	F.12	BOS	4 7 L	31	19
58	F.14	VAN	7 6 W	32	19
59	F.17	TOR	4 4T (OT)	32	19
60	F.19	PIT	7 3 W	33	19
61	F.21	@ WPG1	4 3W (OT)	34	19
62	F.23	@ STL	6 4 W	35	19
63	F.24	@ CHI	4 6 L	35	20
64	F.28	CGY	2 3 L	35	21
65	M.1	LAK	5 3 W	36	21
66	M.4	PHI	7 4 W	37	21
67	M.5	@ CGY	4 7 L	37	22
68	M.7	@ WPG1	6 0 W	38	22
69	M.9	MTL	1 4 L	38	23
70	M.12	@ VAN	3 3T (OT)	38	24
71	M.15	BUF	5 4 W	39	24
72	M.18	WPG	4 1 W	40	24
73	M.20	@ MNS	5 5T (OT)	40	24
74	M.22	@ DET	6 4 W	41	24
75	M.24	@ NYR	1 6 L	41	24
76	M.26	@ NYI	4 5 L	41	25
77	M.28	@ TOR	6 4 W	42	25
78	M.30	MNS	6 3 W	43	25
79	A.1	STL	5 2 W	44	25
80	A.3	LAK	5 5T (OT)	44	25
TEAM TOTALS			363 288	44	25



EDMONTON OILERS 1988-89 RESULTS & STATISTICS

COACH	REGULAR SEASON							PLAYOFFS				
	GP	W	L	T	PTS	GF	GA	GP	W	L	GF	GA
Full Name	80	38	34	8	84	325	306	7	3	4	20	25
3rd Smythe Division, 7th Overall. Playoffs: Lost Smythe Division Semi-Final 4-3 vs Los Angeles.												

PLAYER	REGULAR SEASON							PLAYOFFS						
	GP	G	A	PTS	PIM	+/-	SOG	GP	G	A	PTS	PIM	+/-	SOG
Jari Kurri	76	44	58	102	69	19	214	7	3	5	8	6	-2	17
Jimmy Carson	80	49	51	100	36	3	240	7	2	1	3	6	0	15
Mark Messier	72	33	61	94	130	-5	164	7	1	11	12	8	-1	23
Esa Tikkanen	67	31	47	78	92	10	151	7	1	3	4	12	-1	17
Craig Simpson	66	35	41	76	80	-3	121	7	2	0	2	10	-3	10
Glenn Anderson	79	16	48	64	93	-16	212	7	1	2	3	8	-1	16
Craig MacTavish	80	21	31	52	55	10	120	7	0	1	1	8	1	10
Charlie Huddy	76	11	33	44	52	0	178	7	2	0	2	4	-2	17
Tomas Jonsson	(NYI)	53	9	23	33	34	-13	103	-	-	-	-	-	-
(EDM)	20	1	10	11	22	-12	46	4	2	0	2	6	1	6
(TOT)	73	10	33	44	56	-25	149	4	2	0	2	6	1	6
Normand Lacombe	64	17	11	28	57	2	71	7	2	1	3	21	3	10
X - Keith Acton	46	11	15	26	47	9	74	-	-	-	-	-	-	-
Miroslav Frycer	(DET)	23	7	8	15	47	-4	40	-	-	-	-	-	-
(EDM)	14	5	5	10	18	2	33	-	-	-	-	-	-	-
(TOT)	37	12	13	25	65	-2	73	-	-	-	-	-	-	-
Kevin Lowe	76	7	18	25	98	26	85	7	1	2	3	4	-1	11
Steve Smith	35	3	19	22	97	5	47	7	2	2	4	20	3	6
Kevin McClelland	79	6	14	20	161	-10	43	7	0	2	2	16	3	7
Craig Muni	69	5	13	18	71	43	40	7	0	3	3	8	-1	4
Randy Gregg	57	3	15	18	28	-9	42	7	1	0	1	6	4	8
Kelly Buchberger	66	5	9	14	234	-14	57	-	-	-	-	-	-	-
Craig Redmond	21	3	10	13	12	-10	29	-	-	-	-	-	-	-
Dave Hunter	(WPG)	34	3	1	4	61	-3	43	-	-	-	-	-	-
(EDM)	32	3	5	8	22	-5	44	6	0	0	0	0	-2	5
(TOT)	66	6	6	12	83	-8	87	6	0	0	0	0	-2	5
Mark Lamb	20	2	8	10	14	4	20	6	0	2	2	8	1	8
Chris Joseph	44	4	5	9	54	-9	36	-	-	-	-	-	-	-
X - Greg Adams	49	4	5	9	82	1	49	-	-	-	-	-	-	-
Reed Larson	10	2	7	9	15	1	19	-	-	-	-	-	-	-
Doug Halward	(DET)	18	0	1	1	36	-11	5	-	-	-	-	-	-
(EDM)	24	0	7	7	25	-3	8	2	0	0	0	0	-2	0
(TOT)	53	0	8	8	61	-14	13	2	0	0	0	0	-2	0
Jeff Beukeboom	36	0	5	5	94	2	26	1	0	0	0	2	0	0
Dave Brown	(PHI)	50	0	3	3	100	-8	28	-	-	-	-	-	-
(EDM)	22	0	2	2	56	-4	14	7	0	0	0	6	-2	5
(TOT)	72	0	5	5	156	-12	42	7	0	0	0	6	-2	5
Martin Gelinas	6	1	2	3	0	-1	14	-	-	-	-	-	-	-
X - Doug Smith	19	1	1	2	9	-1	15	-	-	-	-	-	-	-
John LeBlanc	2	1	0	1	0	0	5	1	0	0	0	0	0	2
Alan May	3	1	0	1	7	0	3	-	-	-	-	-	-	-
Mike Ware	2	0	1	1	11	1	0	-	-	-	-	-	-	-
X - Ken Hammond	5	0	1	1	8	-2	1	-	-	-	-	-	-	-
Grant Fuhr (G)	59	0	1	1	6	n/a	n/a	7	0	0	0	0	n/a	n/a
Nick Fotiu	1	0	0	0	0	1	0	-	-	-	-	-	-	-
Francois Leroux	2	0	0	0	0	1	0	-	-	-	-	-	-	-
Selmar Odelein	2	0	0	0	2	-1	0	-	-	-	-	-	-	-
Kim Isell	4	0	0	0	0	-1	1	-	-	-	-	-	-	-
Glen Cochrane	(CHI)	6	0	0	0	13	-1	1	-	-	-	-	-	-
(EDM)	12	0	0	0	52	-2	3	-	-	-	-	-	-	-
(TOT)	18	0	0	0	65	-3	4	-	-	-	-	-	-	-
Bill Ranford (G)	29	0	0	0	2	n/a	n/a	-	-	-	-	-	n/a	n/a
Bench	-	-	-	-	20	-	-	-	-	-	-	2	-	-

GOALTENDER	REGULAR SEASON										PLAYOFFS							
	GP	MNS	GA	SO	GAA	SOG	SV%	W	L	T	GP	MNS	GA	GAA	SOG	SV%	W	L
Grant Fuhr	59	3341	213	1	3.83	1710	0.875	23	26	6	7	417	24	3.45	226	0.894	3	4
Bill Ranford	29	1509	88	1	3.50	717	0.877	15	8	2	—	—	—	—	—	—	—	—
Empty net goals	—	—	5	—	—	—	—	—	—	—	—	—	1	—	—	—	—	—

GAME-BY-GAME RESULTS

#	DATE	OPP	SCORE		RECORD			
			GF	GA	RES	W	L	T
1	0.7	NYI	5	1	W	1	0	0
2	0.9	WPG1	5	4	W	2	0	0
3	0.12	VAN	2	6	L	2	1	0
4	0.14	@CGY	1	6	L	2	2	0
5	0.16	@WPG1	3	3T (OT)	2	2	2	1
6	0.17	MNS	3	3T (OT)	2	2	2	2
7	0.19	LAK	8	6	W	3	2	2
8	0.23	@VAN	5	6	L	3	3	2
9	0.25	@LAK	5	4W (OT)	4	3	2	
10	0.29	WSH	4	3	W	5	3	2
11	0.30	CHI	2	5	L	5	4	2
12	N.2	STL	5	4	W	6	4	2
13	N.4	BUF	7	3	W	7	4	2
14	N.6	@DET	2	5	L	7	5	2
15	N.8	@PIT	7	3	W	8	5	2
16	N.9	@NJ	3	2W (OT)	9	5	2	
17	N.12	@TOR	6	2	W	10	5	2
18	N.13	@BUF	5	4W (OT)	11	5	2	
19	N.16	WPG1	1	2L (OT)	11	6	2	
20	N.19	TOR	9	1	W	12	6	2
21	N.20	@WPG1	4	7	L	12	7	2
22	N.23	@MNS	3	3T (OT)	12	7	3	
23	N.24	@STL	4	2	W	13	7	3
24	N.26	@MTL	5	7	L	13	8	3
25	N.28	@QUE	7	4	W	14	8	3
26	N.30	VAN	4	2	W	15	8	3
27	D.2	CGY	4	7	L	15	9	3
28	D.4	NYR	10	6	W	16	9	3
29	D.7	QUE	8	3	W	17	9	3
30	D.8	@CGY	3	5	L	17	10	3
31	D.10	WPG1	6	7	L	17	11	3
32	D.14	@TOR	8	2	W	18	11	3
33	D.15	@BOS	3	4L (OT)	18	12	3	
34	D.17	@HFD	4	2	W	19	12	3
35	D.19	@BUF	5	5T (OT)	19	12	4	
36	D.21	VAN	1	2	L	19	13	4
37	D.23	CGY	4	1	W	20	13	4
38	D.31	MTL	2	4	L	20	14	4
39	J.2	@MNS	3	2W (OT)	21	14	4	
40	J.4	QUE	4	2	W	22	14	4
41	J.7	@CGY	2	7	L	22	15	4
42	J.8	CGY	6	0	W	23	15	4
43	J.10	@LAK	4	5L (OT)	23	17	4	
44	J.13	@WSH	3	5	L	23	16	4
45	J.15	@NJ	0	1	L	23	18	4
46	J.16	@CHI	2	2T (OT)	23	18	5	
47	J.18	@WPG1	9	4	W	24	18	5
48	J.20	PHI	1	1T (OT)	24	18	6	
49	J.21	PIT	4	7	L	24	19	6
50	J.23	NYR	2	3	L	24	20	6
51	J.25	CHI	3	6	L	24	21	6
52	J.28	@LAK	7	6	W	25	21	6
53	J.31	@VAN	2	6	L	25	22	6
54	F.1	VAN	4	3	W	26	22	6
55	F.3	DET	8	5	W	27	22	6
56	F.5	NJD	2	4	L	27	23	6
57	F.9	@PHI	3	1	W	28	23	6
58	F.11	@BOS	2	5	L	28	24	6
59	F.12	@NYR	3	1	W	29	24	6
60	F.14	@NYI	3	5	L	29	25	6
61	F.17	WSH	2	8	L	29	26	6
62	F.19	BOS	2	4	L	29	27	6
63	F.21	HFD	7	4	W	30	27	6
64	F.24	LAK	4	1	W	31	27	6
65	F.25	STL	5	3	W	32	27	6
66	M.1	MTL	3	0	W	33	27	6
67	M.3	@WPG1	7	4	W	34	27	6
68	M.5	@PIT	4	2	W	35	27	6
69	M.7	@PHI	4	4T (OT)	35	27	7	
70	M.8	@HFD	3	7	L	35	28	7
71	M.11	CGY	5	5T (OT)	35	28	8	
72	M.12	LAK	3	6	L	35	29	8
73	M.15	DET	6	8	L	35	30	8
74	M.16	@VAN	0	3	L	35	31	8
75	M.19	NYI	3	2	W	36	31	8
76	M.21	LAK	3	4	L	36	32	8
77	M.23	WPG1	5	4	W	37	32	8
78	M.25	@LAK	2	4	L	37	33	8
79	M.29	@VAN	5	2	W	38	33	8
80	A.2	@CGY	2	4	L	38	34	8
TEAM TOTALS			325	306		38	34	8

X - Denotes did not finish the season with the Oilers



EDMONTON OILERS 1989-90 RESULTS & STATISTICS

COACH	REGULAR SEASON							PLAYOFFS				
	GP	W	L	T	PTS	GF	GA	GP	W	L	GF	GA
John Muckler	80	38	28	14	90	315	283	22	16	6	93	60
STANLEY CUP CHAMPIONS, 2nd Smyth Division, 5th Overall. Playoffs: Won Smythe Division Semi-Final 4-3 vs Winnipeg, Won Smythe Division Final 4-0 vs Los Angeles, Won Campbell Conference Final 4-2 vs Chicago, Won Stanley Cup Final 4-1 vs. Boston.												

PLAYER	REGULAR SEASON							PLAYOFFS							
	GP	G	A	PTS	PIM	+/-	SOG	GP	G	A	PTS	PIM	+/-	SOG	
Mark Messier	79	45	84	129	79	19	211	22	9	22	31	20	5	47	
Jari Kurri	78	33	60	93	48	18	201	22	10	15	25	18	13	58	
Glenn Anderson	73	34	38	72	107	-1	204	22	10	12	22	20	12	46	
Petr Klima	(DET)	13	5	5	10	6	-8	37	—	—	—	—	—	—	
	(EDM)	63	25	28	53	66	-1	149	21	5	0	5	8	-2	25
	(TOT)	76	30	33	63	72	-9	186	21	5	0	5	8	-2	25
Esa Tikkanen	79	30	33	63	161	17	199	22	13	11	24	26	12	54	
Craig Simpson	80	29	32	61	180	-2	129	22	16	15	31	8	11	42	
Craig MacTavish	80	21	22	43	89	13	109	22	2	6	8	29	6	21	
Steve Smith	75	7	34	41	171	6	125	22	5	10	15	37	15	35	
Kevin Lowe	78	7	26	33	140	18	74	20	0	2	2	10	3	11	
Joe Murphy	(DET)	9	3	1	4	4	4	16	—	—	—	—	—	—	
	(EDM)	62	7	18	25	56	1	101	22	6	8	14	16	1	29
	(TOT)	71	10	19	29	60	5	117	22	6	8	14	16	1	29
Mark Lamb	58	12	16	28	42	10	81	22	6	11	17	2	12	34	
Martin Gelinas	46	17	8	25	30	0	71	20	2	3	5	6	0	24	
Randy Gregg	48	4	20	24	42	24	41	20	2	6	8	16	1	17	
Charlie Huddy	70	1	23	24	56	-13	119	22	0	6	6	10	11	35	
Adam Graves	(DET)	13	0	1	1	13	-5	10	—	—	—	—	—	—	
	(EDM)	63	9	12	21	123	5	84	22	5	6	11	17	1	46
	(TOT)	76	9	13	22	136	0	94	22	5	6	11	17	1	46
Vladimir Ruzicka	25	11	6	17	10	-21	52	—	—	—	—	—	—	—	
Craig Muni	71	5	12	17	81	22	42	22	0	3	3	16	7	13	
Geoff Smith	74	4	11	15	52	13	66	3	0	0	0	0	0	1	
Reijo Ruotsalainen	(NIJ)	31	2	5	7	14	-4	52	—	—	—	—	—	—	
	(EDM)	10	1	7	8	6	-1	28	22	2	11	13	12	13	55
	(TOT)	41	3	12	15	20	-5	80	22	2	11	13	12	13	55
Jeff Beukeboom	46	1	12	13	86	5	36	2	0	0	0	0	2	0	
Kelly Buchberger	55	2	6	8	168	-8	35	19	0	5	5	13	2	15	
X - Normand Lacombe	15	5	2	7	21	4	15	—	—	—	—	—	—	—	
Peter Eriksson	20	3	3	6	24	-1	23	—	—	—	—	—	—	—	
Dave Brown	60	0	6	6	145	-3	32	3	0	0	0	0	0	2	
X - Jimmy Carson	4	1	2	3	0	-2	11	—	—	—	—	—	—	—	
X - Kevin McClelland	10	1	1	2	13	-1	7	—	—	—	—	—	—	—	
Chris Joseph	4	0	2	2	2	-2	5	—	—	—	—	—	—	—	
Bill Ranford (G)	56	0	2	2	18	n/a	n/a	22	0	2	2	4	n/a	n/a	
Mike Greenlay (G)	2	0	1	1	2	n/a	n/a	—	—	—	—	—	n/a	n/a	
Francois Leroux	3	0	1	1	0	-2	0	—	—	—	—	—	—	—	
Trevor Sim	3	0	1	1	2	0	0	—	—	—	—	—	—	—	
Bruce Bell	1	0	0	0	0	0	1	—	—	—	—	—	—	—	
Randy Exelby (G)	1	0	0	0	0	n/a	n/a	—	—	—	—	—	n/a	n/a	
Tom Lehmann	1	0	0	0	0	1	0	—	—	—	—	—	—	—	
Norm MacIver	1	0	0	0	0	-1	0	—	—	—	—	—	—	—	
Mike Ware	3	0	0	0	4	-1	1	—	—	—	—	—	—	—	
Eldon Reddick (G)	11	0	0	0	0	n/a	n/a	1	0	0	0	0	n/a	n/a	
Grant Fuhr (G)	21	0	0	0	2	n/a	n/a	—	—	—	—	—	n/a	n/a	
Anatoli Semenov	—	—	—	—	—	—	—	2	0	0	0	0	-1	0	
Bench	—	—	—	—	22	—	—	—	—	—	—	0	—	—	

GOALTENDER	REGULAR SEASON										PLAYOFFS							
	GP	MNS	GA	SO	GAA	SOG	SV%	W	L	T	GP	MNS	GA	GAA	SOG	SV%	W	L
Bill Ranford	56	3107	165	1	3.19	1458	0.887	24	16	9	22	1401	59	2.53	671	0.912	16	6
Grant Fuhr	21	1081	70	1	3.89	532	0.868	9	7	3	1	2	0	0.00	1	1.000	0	0
Eldon Reddick	11	604	31	0	3.08	281	0.890	5	4	2	—	—	—	—	—	—	—	—
Mike Greenlay	2	20	4	0	11.75	17	0.765	0	0	0	—	—	—	—	—	—	—	—
Randy Exelby	1	60	5	0	5.01	29	0.828	0	1	0	—	—	—	—	—	—	—	—
Empty net goals	—	—	8	—	—	—	—	—	—	—	—	1	—	—	—	—	—	—

X - Denotes did not finish the season with the Oilers

GAME-BY-GAME RESULTS

DATE			SCORE			RECORD		
#	DATE	OPP	GF	GA	RES	W	L	T
1	0.5	@ VAN	4	1	W	1	0	0
2	0.7	@ LAK	6	5	W	2	0	0
3	0.11	VAN	2	5	L	2	1	0
4	0.13	BOS	3	3T (OT)	2	1	1	1
5	0.15	LAK	4	5L (OT)	2	2	1	1
6	0.18	WPG1	2	2	W	3	2	1
7	0.20	BOS	0	3	L	3	3	1
8	0.22	@ WPG1	4	5	L	3	4	1
9	0.24	@ NYI	3	3T (OT)	3	4	2	2
10	0.25	@ NYR	3	3T (OT)	3	4	3	3
11	0.28	@ QUE	6	3	W	4	4	3
12	0.29	@ MTL	4	5	L	4	5	3
13	N.1	NJD	6	6T (OT)	4	5	4	4
14	N.3	CGY	5	2	W	5	5	4
15	N.4	PIT	1	3	L	5	6	4
16	N.6	@ CGY	1	5	L	5	7	4
17	N.9	@ BOS	2	6	L	5	8	4
18	N.11	@ WSH	5	3	W	6	8	4
19	N.12	@ BUF	5	6	L	6	9	4
20	N.15	LAK	2	2T (OT)	6	9	5	5
21	N.17	BUF	3	0	W	7	9	5
22	N.19	CHI	5	4W (OT)	8	9	5	5
23	N.21	VAN	4	3	W	9	9	5
24	N.24	@ PHI	1	5	L	9	10	5
25	N.25	@ NYI	7	2	W	10	10	5
26	N.27	@ DET	6	2	W	11	10	5
27	N.30	@ LAK	7	6	W	12	10	5
28	D.2	MNS	6	1	W	13	10	5
29	D.3	TOR	5	3	W	14	10	5
30	D.8	LAK	5	4W (OT)	15	10	5	5
31	D.11	CGY	3	3T (OT)	15	10	6	6
32	D.13	QUE	5	1	W	16	10	6
33	D.16	@ STL	3	3T (OT)	16	10	7	7
34	D.17	@ CHI	5	6	L	16	11	7
35	D.19	@ MNS	5	0	W	17	11	7
36	D.21	WPG1	3	2	W	18	11	7
37	D.23	CGY	2	1	W	19	11	7
38	D.27	PHI	2	1	W	20	11	7
39	D.29	MTL	6	2	W	21	11	7
40	D.31	@ WPG1	2	3	L	21	12	7
41	J.2	@ STL	6	4	W	22	12	7
42	J.3	@ CHI	2	3	L	22	13	7
43	J.6	HFD	4	4T (OT)	22	13	8	8
44	J.7	CGY	1	3	L	22	14	8
45	J.9	@ CGY	3	2W (OT)	23	14	8	8
46	J.11	@ LAK	3	3T (OT)	23	14	9	9
47	J.16	DET	4	6	L	23	15	9
48	J.17	WPG1	6	3	W	24	15	9
49	J.23	NYR	3	4	L	24	16	9
50	J.25	LAK	7	6	W	25	16	9
51	J.27	VAN	6	2	W	26	16	9
52	J.30	@ HFD	4	4T (OT)	26	16	10	10
53	J.31	@ DET	5	7	L	26	17	10
54	F.2	@ PIT	3	6	L	26	18	10
55	F.4	@ WSH	5	4W (OT)	27	18	10	10
56	F.6	@ NJD	2	2T (OT)	27	18	11	11
57	F.7	@ NYR	2	5	L	27	19	11
58	F.11	WPG1	7	4	W	28	19	11
59	F.14	WSH	3	4	L	28	20	11
60	F.16	@ VAN	2	2T (OT)	28	20	12	12
61	F.18	MNS	3	2	W	29	20	12
62	F.20	@ VAN	4	2	W	30	20	12
63	F.21	BUF	7	3	W	31	20	12
64	F.23	TOR	5	6	L	31	21	12
65	F.25	@ CGY	4	10	L	31	22	12
66	F.28	@ LAK	2	4	L	31	23	12
67	M.3	PHI	5	3	W	32	23	12
68	M.4	VAN	6	3	W	33	23	12
69	M.6	PIT	4	3W (OT)	34	23	12	12
70	M.9	@ WPG1	5	7	L	34	24	12
71	M.10	@ TOR	2	3	L	34	25	12
72	M.13	@ QUE	4	1	W	35	25	12
73	M.14	@ MTL	3	3T (OT)	35	25	13	13
74	M.17	NJD	1	4	L	35	26	13
75	M.18	HFD	1	3	L	35	27	13
76	M.21	STL	8	6	W	36	27	13
77	M.24	NYI	5	5T (OT)	36	27	14	14
78	M.27	@ VAN	4	1	W	37	27	14
79	M.30	@ CGY	2	6	L	37	28	14
80	A.1	@ WSH	4	2	W	38	28	14
TEAM TOTALS			315	283		38	28	28



EDMONTON OILERS 1990-91 RESULTS & STATISTICS

COACH	REGULAR SEASON							PLAYOFFS				
	GP	W	L	T	PTS	GF	GA	GP	W	L	GF	GA
John Muckler	80	37	37	6	80	272	272	18	9	9	57	60
3rd Smythe Division, 11th Overall, Playoffs: Won Smythe Division Semi-Final 4-3 vs. Calgary, Won Smythe Division Final 4-2 vs. Los Angeles, Lost Campbell Conference Final 4-1 vs. Minnesota												

PLAYER	REGULAR SEASON							PLAYOFFS						
	GP	G	A	PTS	PIM	+/-	SOG	GP	G	A	PTS	PIM	+/-	SOG
Esa Tikkanen	79	27	42	69	85	22	235	18	12	8	20	24	3	76
Petr Klima	70	40	28	68	113	24	204	18	7	6	13	16	-1	51
Mark Messier	53	12	52	64	34	15	109	18	4	11	15	16	2	41
Joe Murphy	80	27	35	62	35	2	141	15	2	5	7	14	3	22
Craig Simpson	75	30	27	57	66	-8	143	18	5	11	16	12	1	21
Glenn Anderson	74	24	31	55	59	-7	193	18	6	7	13	41	-2	43
Steve Smith	77	13	41	54	193	14	114	18	1	2	3	45	-8	30
Martin Gelas	73	20	20	40	34	-7	124	18	3	6	9	25	4	29
Ken Linseman	56	7	29	36	94	15	49	2	0	1	1	0	1	1
Craig MacTavish	80	17	15	32	76	-1	113	18	3	3	6	20	-3	24
Anatoli Semenov	57	15	16	31	26	17	101	12	5	5	10	6	7	28
Charlie Huddy	53	5	22	27	32	4	90	18	3	7	10	10	9	35
Adam Graves	76	7	18	25	127	-21	126	18	2	4	6	22	7	48
Chris Joseph	49	5	17	22	59	3	74	-	-	-	-	-	-	-
Kevin Lowe	73	3	13	16	113	-9	51	14	1	1	2	14	-1	5
Geoff Smith	59	1	12	13	55	13	66	4	0	0	0	0	5	5
Mark Lamb	37	4	8	12	25	-2	41	15	0	5	5	20	-4	14
Jeff Beukeboom	67	3	7	10	150	6	48	18	1	3	4	28	-5	15
Craig Muni	76	1	9	10	77	10	47	18	0	3	3	20	5	10
Dave Brown	58	3	4	7	160	-7	32	16	0	1	1	30	-2	11
Norm MacIver	21	2	5	7	14	1	25	18	0	4	4	8	10	18
Kelly Buchberger	64	3	1	4	160	-6	54	12	2	1	3	25	-3	12
Francois Leroux	1	0	2	2	0	1	1	-	-	-	-	-	-	-
Max Middendorf	3	1	0	1	2	0	1	-	-	-	-	-	-	-
Igor Viazmikin	4	1	0	1	0	0	5	-	-	-	-	-	-	-
David Haas	5	1	0	1	0	-2	4	-	-	-	-	-	-	-
Greg Hawgood	6	0	1	1	6	-2	9	-	-	-	-	-	-	-
Brad Aitken	6	0	1	1	25	-2	3	-	-	-	-	-	-	-
(PIT)	3	0	1	1	1	0	-1	0	-	-	-	-	-	-
(EDM)	9	0	2	2	25	-3	3	-	-	-	-	-	-	-
(TOT)	2	0	0	0	0	0	2	-	-	-	-	-	-	-
Tomas Srsen	5	0	0	0	0	0	5	-	-	-	-	-	-	-
Dan Currie	2	0	0	0	0	0	0	-	-	-	-	-	-	-
Shaun Van Allen	2	0	0	0	0	0	0	-	-	-	-	-	-	-
Bill Ranford (G)	60	0	4	4	6	n/a	n/a	3	0	0	0	0	n/a	n/a
Grant Fuhr (G)	13	0	0	0	0	n/a	n/a	17	0	2	2	2	n/a	n/a
Kari Takko (G)	2	0	0	0	0	n/a	n/a	-	-	-	-	-	n/a	n/a
(MIN)	11	0	1	1	0	n/a	n/a	-	-	-	-	-	n/a	n/a
(TOT)	13	0	1	1	0	n/a	n/a	-	-	-	-	-	n/a	n/a
Eldon Reddick (G)	2	0	0	0	0	n/a	n/a	-	-	-	-	-	n/a	n/a
Bench	-	-	-	-	22	-	-	-	-	-	-	2	-	-

GOALTENDER	REGULAR SEASON							PLAYOFFS						
	GP	MNS	GA	SO	GAA	SOG	SV%	W	L	T	GP	MNS	GA	GAA
Bill Ranford	60	3415	182	0	3.20	1705	0.893	27	27	3	3	135	8	3.56
Grant Fuhr	13	778	39	1	3.01	380	0.897	6	4	3	17	1019	51	3.00
Kari Takko (MIN)	2	119	12	0	6.06	74	0.838	0	2	0	-	-	-	-
(EDM)	11	529	37	0	4.20	279	0.867	4	4	0	-	-	-	-
(TOT)	13	648	49	0	4.54	353	0.861	4	6	0	-	-	-	-
Eldon Reddick	2	120	9	0	4.50	59	0.847	0	2	0	-	-	-	-
Empty net goals	-	-	5	-	-	-	-	-	-	-	-	1	-	-

GAME-BY-GAME RESULTS

#	DATE	OPP	SCORE	GF	GA	RES	W	L	T
1	0.6	WPG1	3	3T (OT)	0	0	1		
2	0.7	TOR	3	2	W	1	0	1	
3	0.11	@ LAK	5	5T (OT)	1	0	2		
4	0.14	@ VAN	4	5L (OT)	1	1	2		
5	0.16	STL	2	5	L	1	2	2	
6	0.19	BOS	8	1	W	2	2	2	
7	0.21	CGY	1	2	L	2	3	2	
8	0.24	@ WPG1	1	3	L	2	4	2	
9	0.25	@ CGY	2	4	L	2	5	2	
10	0.28	WSH	0	1	L	2	6	2	
11	0.31	WPG1	0	1L (OT)	2	7	2		
12	N.3	NJD	2	5	L	2	8	2	
13	N.6	@ STL	1	2	L	2	9	2	
14	N.8	@ CHI	3	5	L	2	10	2	
15	N.10	@ LAK	4	7	L	2	11	2	
16	N.14	VAN	5	3	W	3	11	2	
17	N.16	BUF	4	2	W	4	11	2	
18	N.18	NYI	3	1	W	5	11	2	
19	N.20	CHI	1	3	L	5	12	2	
20	N.23	@ BUF	2	3L (OT)	5	13	2		
21	N.24	@ TOR	4	1	W	6	13	2	
22	N.27	@ PIT	3	3	W	7	13	2	
23	N.29	@ BOS	2	4	L	7	14	2	
24	D.1	@ HFD	4	2	W	8	14	2	
25	D.2	@ PHI	6	3	W	9	14	2	
26	D.5	QUE	3	2	W	10	14	2	
27	D.7	NYR	4	3	W	11	14	2	
28	D.9	CGY	2	3	L	11	15	2	
29	D.12	VAN	5	4	W	12	15	2	
30	D.15	@ LAK	3	8	L	12	16	2	
31	D.18	LAK	4	3	W	13	16	2	
32	D.20	@ VAN	4	7	L	13	17	2	
33	D.22	@ CGY	6	2	W	14	17	2	
34	D.23	VAN	4	3	W	15	17	2	
35	D.27	CGY	4	1	W	16	17	2	
36	D.28	@ VAN	5	2	W	17	17	2	
37	D.30	HFD	4	3	W	18	17	2	
38	J.2	MTL	0	3	L	18	18	2	
39	J.4	DET	3	2	W	19	18	2	
40	J.8	@ PIT	1	6	L	19	19	2	
41	J.9	@ DET	3	5	L	19	20	2	
42	J.12	@ NJD	5	4W (OT)	20	20	2		
43	J.13	@ PHI	5	3	W	21	20	2	
44	J.15	@ NYR	2	2T (OT)	21	20	3		
45	J.17	@ NYI	6	1	W	22	20	3	
46	J.22	LAK	4	2	W	23	20	3	
47	J.23	@ VAN	5	6	L	23	21	3	
48	J.25	NYR	3	4	L	23	22	3	
49	J.27	@ WPG1	3	2	W	24	22	3	
50	J.30	VAN	9	4	W	25	22	3	
51	F.1	CHI	4	3W (OT)	26	22	3		
52	F.3	@ BUF	3	2	W	27	22	3	
53	F.5	@ BOS	5	6L (OT)	27	23	3		
54	F.6	@ HFD	1	5	L	27	24	3	
55	F.8	@ WSH	3	6	L	27	25	3	
56	F.11	PIT	7	5	W	28	25	3	
57	F.12	STL	2	4	L	28	26	3	
58	F.14	LAK	2	4	L	28	27	3	
59	F.16	@ TOR	2	3	L	28	28	3	
60	F.18	@ NJD	4	0	W	28	28	3	
61	F.20	@ MNS	1	5	L	29	29	3	
62	F.22	DET	5	5T (OT)	29	29	4		
63	F.24	QUE	6	3	W	30	29	4	
64	F.27	@ CGY	2	4	L	30	30	4	
65	M.1	MNS	1	1T (OT)	30	30	5		
66	M.2	MTL	1	3	L	30	31	5	
67	M.5	@ WPG1	5	4	W	31	31	5	
68	M.6	@ MNS	1	5	L	31	32	5	
69	M.8	PHI	5	4	W	32	32	5	
70	M.10	WSH	3	5	L	32	33	5	
71	M.13	NYI	2	1	W	33	33	5	
72	M.15	@ WPG1	3	4	L	33	34	5	
73	M.17	@ MTL	4	2	W	34	34	5	
74	M.19	@ QUE	7	6W (OT)	35	34	5		
75	M.23	WPG1	0	3	L	35	35	5	
76	M.24	LAK	3	4L (OT)	35	36	5		
77	M.26	@ LAK	0	2	L	35	37	5	
78	M.28	@ CGY	4	4T (OT)	35	37	6		
79	M.29	CGY	6	5W (OT)	36	37	6		
80	M.31	WPG1	6	3	W	37	37	6	
TEAM TOTALS			272	272		37	37	6	

X - Denotes did not finish the season with the Oilers



EDMONTON OILERS 1991-92 RESULTS & STATISTICS

COACH	REGULAR SEASON							PLAYOFFS				
	GP	W	L	T	PTS	GF	GA	GP	W	L	GF	GA
Ted Green	80	36	34	10	82	295	297	16	8	8	49	54
3rd Smythe Division, 12th Overall, Playoffs: Won Smythe Division Semi-Final 4-2 vs. Los Angeles; Won Smythe Division Final 4-2 vs Vancouver, Lost Campbell Conference Final 4-0 vs. Chicago												

PLAYER	REGULAR SEASON							PLAYOFFS						
	GP	G	A	PTS	PIM	+/-	SOG	GP	G	A	PTS	PIM	+/-	SOG
Vincent Damphousse	80	38	51	89	53	10	247	16	6	8	14	8	5	45
Joe Murphy	80	35	47	82	52	17	193	16	8	16	24	12	2	32
Craig Simpson	79	24	37	61	80	8	128	1	0	0	0	0	0	1
Scott Mellanby	80	23	27	50	197	5	159	16	2	1	3	29	-3	26
Bernie Nicholls	(NJR)	1	0	0	0	0	-1	2	-	-	-	-	-	-
	(EDM)	49	20	29	49	60	5	115	16	8	11	19	25	2
	(TOT)	50	20	29	49	60	4	117	16	8	11	19	25	2
Dave Manson	79	15	32	47	220	9	206	16	3	9	12	44	-2	47
Kelly Buchberger	79	20	24	44	157	9	90	16	1	4	5	32	2	12
Anatoli Semenov	59	20	22	42	16	12	105	8	1	1	2	6	3	12
Norm MacIver	57	6	34	40	38	20	69	13	1	2	3	10	3	17
Petr Klima	57	21	13	34	52	-18	107	15	1	4	5	8	-1	22
Craig MacTavish	80	12	18	30	98	-1	86	16	3	0	3	28	4	27
Martin Gelinas	68	11	18	29	62	14	94	15	1	3	4	10	-3	15
Esa Tikkanen	40	12	16	28	44	-8	117	16	5	3	8	8	-1	37
Josef Beranek	58	12	16	28	18	-2	79	12	2	1	3	0	-6	17
Mark Lamb	59	6	22	28	46	4	61	16	1	1	2	10	-5	13
David Maley	(NJ)	37	7	11	18	58	0	42	-	-	-	-	-	-
	(EDM)	23	3	6	9	46	8	31	10	1	1	2	29	-4
	(TOT)	60	10	17	27	104	8	73	-	-	-	-	-	-
Brian Glynn	(MIN)	37	2	12	14	24	-16	53	-	-	-	-	-	-
	(EDM)	25	2	6	8	6	11	29	16	4	1	5	12	1
	(TOT)	62	4	18	22	30	-5	82	-	-	-	-	-	-
Luke Richardson	75	2	19	21	118	-9	85	16	0	5	5	4	-2	11
Geoff Smith	74	2	16	18	43	-5	61	5	0	1	1	6	2	5
Greg Hawgood	20	2	11	13	22	19	24	13	0	3	3	23	-4	19
Kevin Lowe	55	2	8	10	107	-4	33	11	0	3	3	16	-2	7
Craig Muni	54	2	5	7	34	11	38	3	0	0	0	2	-4	3
Jeff Beukeboom	18	0	5	5	78	4	7	-	-	-	-	-	-	-
X - Troy Mallette	15	1	3	4	36	-1	9	-	-	-	-	-	-	-
Louie DeBrusk	25	2	1	3	124	4	7	-	-	-	-	-	-	-
Peter Ing (G)	12	0	3	3	0	n/a	n/a	-	-	-	-	-	n/a	n/a
Bill Ranford (G)	67	0	3	3	4	n/a	n/a	16	0	0	0	0	n/a	n/a
X - David Shaw	12	1	1	2	8	-8	15	-	-	-	-	-	-	-
Dan Currie	7	1	0	1	0	-1	3	-	-	-	-	-	-	-
Scott Thornton	15	0	1	1	43	-6	11	1	0	0	0	0	-1	1
X - Martin Rucinsky	2	0	0	0	0	-3	1	-	-	-	-	-	-	-
Steven Rice	3	0	0	0	2	-2	2	-	-	-	-	-	-	-
Francois Leroux	4	0	0	0	7	-1	0	-	-	-	-	-	-	-
Chris Joseph	7	0	0	0	8	-1	5	-	-	-	-	-	-	-
Norm Foster (G)	10	0	0	0	2	n/a	n/a	-	-	-	-	-	n/a	n/a
Ron Tugnutt (G)	(QUE)	30	0	0	0	0	n/a	n/a	-	-	-	-	-	n/a
	(EDM)	3	0	0	0	2	n/a	n/a	2	0	0	0	0	n/a
	(TOT)	33	0	0	0	2	n/a	n/a	2	0	0	0	0	n/a
Bench	-	-	-	-	24	-	-	-	-	-	-	0	-	-

GOALTENDER	REGULAR SEASON							PLAYOFFS						
	GP	MNS	GA	SO	GAA	SOG	SV%	W	L	T	GP	MNS	GA	GAA
Bill Ranford	67	3822	228	1	3.58	1971	0.884	27	26	10	16	909	51	3.37
Norm Foster	10	439	20	0	2.73	183	0.891	5	3	0	-	-	-	-
Peter Ing	12	463	33	0	4.27	252	0.869	3	4	0	-	-	-	-
Ron Tugnutt (QUE)	30	1583	106	1	4.02	782	0.864	6	17	3	-	-	-	-
	(EDM)	3	124	10	4.83	73	0.863	1	1	0	2	60	3	3.00
	(TOT)	33	1707	116	1	4.08	865	0.866	7	18	3	-	-	-
Empty net goals	-	-	6	-	-	-	-	-	-	-	-	0	-	-

GAME-BY-GAME RESULTS

#	DATE	OPP	GF	GA	SCORE	RES	W	L	T
1	0.4	@ CGY	2	9	L	0	1	0	1
2	0.6	LAK	2	2T (OT)	0	1	1	1	1
3	0.8	@ LAK	3	6	L	0	2	1	1
4	0.10	@ STL	2	3L (OT)	0	3	1	1	1
5	0.12	CGY	3	1	W	1	3	1	1
6	0.15	@ CHI	1	3	L	1	4	1	1
7	0.17	@ DET	2	4	L	1	5	1	1
8	0.19	@ NYI	4	2	W	2	5	1	1
9	0.20	@ NYR	4	3	W	3	5	1	1
10	0.23	WSH	5	6	L	3	6	1	1
11	0.26	VAN	5	4	W	4	6	1	1
12	0.27	@ VAN	6	3	W	5	6	1	1
13	0.30	STL	2	2T (OT)	5	6	2	1	1
14	N.1	NJD	1	3	L	5	7	2	1
15	N.3	@ VAN	2	7	L	5	8	2	1
16	N.6	NYI	5	3	W	6	8	2	1
17	N.8	@ SIS	2	6	L	6	9	2	1
18	N.9	@ QUE	4	4T (OT)	6	9	3	1	1
19	N.13	@ PIT	4	5L (OT)	6	10	3	1	1
20	N.14	@ QUE	1	3	L	6	11	3	1
21	N.16	@ PHI	6	2	W	7	11	3	1
22	N.18	@ MTL	0	1	L	7	12	3	1
23	N.23	WPG1	0	4	L	7	13	3	1
24	N.27	CHI	6	2	W	8	13	3	1
25	N.29	SJS	4	4T (OT)	8	13	4	1	1
26	D.1	VAN	7	0	W	9	13	4	1
27	D.3	PIT	5	3	W	10	13	4	1
28	D.6	@ WPG1	4	4T (OT)	10	13	5	1	1
29	D.8	SJS	3	1	W	11	13	5	1
30	D.10	@ VAN	7	4	W	12	13	5	1
31	D.12	@ SIS	3	6	L	12	14	5	1
32	D.14	WPG1	7	5	W	13	14	5	1
33	D.15	DET	1	4	L	13	15	5	1
34	D.18	@ TOR	7	5	W	14	15	5	1
35	D.20	@ BUF	4	4T (OT)	14	15	6	1	1
36	D.21	@ BOS	3	6	L	14	16	6	1
37	D.23	CGY	5	3	W	15	16	6	1
38	D.28	LAK	4	9	L	15	17	6	1
39	D.29	MTL	1	3	L	15	18	6	1
40	J.2	@ LAK	3	5	L	15	19	6	1
41	J.4	@ CGY	3	2	W	16	19	6	1
42	J.5	CGY	2	3	L	16	20	6	1
43	J.8	@ WPG1	2	5	L	16	21	6	1
44	J.10	@ BUF	2	8	L	16	22	6	1
45	J.11	@ DET	5	5T (OT)	16	22	7	1	1
46	J.13	@ MNS	4	4	W	17	22	7	1
47	J.15	VAN	3	5	L	17	23	7	1
48	J.21	SJS	9	2	W	18	23	7	1
49	J.23	NYR	1	3	L	18	24	7	1
50	J.25	@ SIS	2	5	L	18	25	7	1
51	J.28	@ VAN	5	3	W	19	25	7	1
52	J.29	CHI	3	4	L	19	26	7	1
53	J.31	HFD	4	1	W	20	26	7	1
54	F.2	QUE	8	2	W	21	26	7	1
55	F.5	MTL	6	1	W	22	26	7	1
56	F.7	NYI	4	2	W	23	26	7	1
57	F.11	@ MNS	5	4	W	24	26	7	1
58	F.13	@ HFD	3	1	W	25	26	7	1
59	F.15	@ PHI	5	8	L	25	27	7	1
60	F.16	@ TOR	5	7	L	25	28	7	1
61	F.19	LAK	4	3	W	26	28	7	1
62	F.21	BOS	3	5	L	26	29	7	1
63	F.23	BUF	5	2	W	27	29	7	1
64	F.26	WPG1	6	1	W	28	29	7	1
65	F.28	PHI	4	2	W	29	29	7	1
66	M.1	@ WPG1	4	2	W	30	29	7	1
67	M.4	TOR	2	5	L	30	30	7	1
68	M.6	STL	5	3	W	31	30	7	1
69	M.11	NJD	2	2T (OT)	31	30	8	1	1
70	M.14	HFD	3	1	W	32	30	8	1
71	M.17	@ PIT	5	6	L	32	31	8	1
72	M.19	@ NJD	5	3	W	33	31	8	1
73	M.21	@ BOS	4	3	W	34	31	8	1
74	M.22	@ WSH	2	6	L	34	32	8	1
75	M.24	@ CGY	4	4T (OT)	34	32	9	1	1
76	M.27	MNS	5	3	W	35	32	9	1
77	M.29	LAK	2	2T (OT)	35	32	10	1	1
78	M.31	@ CGY	2	5	L	35	33	10	1
79	A.12	SJS	6	4	W	36	33	10	1
80	A.14	WPG1	2	6	L	36	34	10	1
TEAM TOTALS			295	297		36	34	10	1

X - Denotes did not finish the season with the Oilers



EDMONTON OILERS 1992-93 RESULTS & STATISTICS

COACH	REGULAR SEASON							PLAYOFFS				
	GP	W	L	T	PTS	GF	GA	GP	W	L	GF	GA
Ted Green	84	26	50	8	60	242	337	-	-	-	-	-
5th Smythe Division, 20th Overall. Playoffs: Did not qualify.												

PLAYER	REGULAR SEASON							PLAYOFFS						
	GP	G	A	PTS	PIM	+/-	SOG	GP	G	A	PTS	PIM	+/-	SOG
Petr Klima	68	32	16	48	100	-15	175	-	-	-	-	-	-	-
Doug Weight	(NJR)	65	15	25	40	55	4	90	-	-	-	-	-	-
	(EDM)	13	2	6	8	10	-2	35	-	-	-	-	-	-
	(TOT)	78	17	31	48	65	2	125	-	-	-	-	-	-
Shayne Corson	80	16	31	47	209	-19	164	-	-	-	-	-	-	-
Craig Simpson	60	24	22	46	36	-14	91	-	-	-	-	-	-	-
Dave Manson	83	15	30	45	210	-28	244	-	-	-	-	-	-	-
Todd Elik	(MIN)	46	13	18	31	48	-5	76	-	-	-	-	-	-
	(EDM)	14	1	9	10	8	1	28	-	-	-	-	-	-
	(TOT)	60	14	27	41	56	-4	104	-	-	-	-	-	-
X - Bernie Nicholls	46	8	32	40	40	-16	86	-	-	-	-	-	-	-
Zdeno Ciger	(NU)	27	4	8	12	2	-8	39	-	-	-	-	-	-
	(EDM)	37	9	15	24	6	-5	67	-	-	-	-	-	-
	(TOT)	64	13	23	36	8	-13	106	-	-	-	-	-	-
Brian Benning	(PHI)	37	9	17	26	93	0	87	-	-	-	-	-	-
	(EDM)	18	1	7	8	59	-1	28	-	-	-	-	-	-
	(TOT)	55	10	24	34	152	-1	115	-	-	-	-	-	-
X - Esa Tikkanen	66	14	19	33	76	-11	162	-	-	-	-	-	-	-
Scott Mellanby	69	15	17	32	147	-4	114	-	-	-	-	-	-	-
Kelly Buchberger	83	12	18	30	133	-27	92	-	-	-	-	-	-	-
Craig MacIavish	82	10	20	30	110	-16	101	-	-	-	-	-	-	-
Igor Kravchuk	(CHI)	38	6	9	15	30	11	101	-	-	-	-	-	-
	(EDM)	17	4	8	12	2	-8	42	-	-	-	-	-	-
	(TOT)	55	10	17	27	32	3	143	-	-	-	-	-	-
Martin Gelinas	65	11	12	23	30	3	93	-	-	-	-	-	-	-
Kevin Todd	(NU)	30	5	5	10	16	-4	48	-	-	-	-	-	-
	(EDM)	25	4	9	13	10	-5	39	-	-	-	-	-	-
	(TOT)	55	9	14	23	26	-9	87	-	-	-	-	-	-
X - Brent Gilchrist	60	10	10	20	47	-10	94	-	-	-	-	-	-	-
Shjon Podein	40	13	6	19	25	-2	64	-	-	-	-	-	-	-
X - Greg Hawgood	29	5	13	18	35	-1	47	-	-	-	-	-	-	-
Geoff Smith	78	4	14	18	30	-11	67	-	-	-	-	-	-	-
Brian Glynn	64	4	12	16	60	-13	80	-	-	-	-	-	-	-
Luke Richardson	82	3	10	13	142	-18	78	-	-	-	-	-	-	-
Chris Joseph	33	2	10	12	48	-9	49	-	-	-	-	-	-	-
Vladimir Vujtek	30	1	10	11	8	-1	49	-	-	-	-	-	-	-
X - Craig Muni	72	0	11	11	67	-15	51	-	-	-	-	-	-	-
Louie DeBrusk	51	8	2	10	205	-16	33	-	-	-	-	-	-	-
Brad Werenka	27	5	4	9	24	1	38	-	-	-	-	-	-	-
X - Josef Beranek	26	2	6	8	28	-7	44	-	-	-	-	-	-	-
Mike Hudson	(CHI)	36	1	6	7	44	-6	33	-	-	-	-	-	-
	(EDM)	5	0	1	1	2	-1	2	-	-	-	-	-	-
	(TOT)	41	1	7	8	46	-7	35	-	-	-	-	-	-
Steven Rice	28	2	5	7	28	-4	29	-	-	-	-	-	-	-
Shaun Van Allen	21	1	4	5	6	-2	19	-	-	-	-	-	-	-
Bill McDougall	4	2	1	3	4	2	8	-	-	-	-	-	-	-
Bill Ranford (G)	67	0	3	3	10	n/a	n/a	-	-	-	-	-	-	-
Tyler Wright	7	1	1	2	19	-4	7	-	-	-	-	-	-	-
X - David Maley	13	1	1	2	29	-3	9	-	-	-	-	-	-	-
Scott Thornton	9	0	1	1	0	-4	7	-	-	-	-	-	-	-
Francois Leroux	1	0	0	0	4	0	0	-	-	-	-	-	-	-
Dan Currie	5	0	0	0	4	-4	11	-	-	-	-	-	-	-
Ron Tugnutt (G)	26	0	0	0	2	n/a	n/a	-	-	-	-	-	-	-
Bench	-	-	-	-	14	-	-	-	-	-	-	-	-	-

GOALTENDER	REGULAR SEASON							PLAYOFFS						
	GP	MNS	GA	SO	GAA	SOG	SV%	W	L	T	GP	MNS	GA	GAA
Bill Ranford	67	3753	240	1	3.84	2065	0.884	17	38	6	-	-	-	-
Ron Tugnutt	26	1338	93	0	4.17	767	0.879	9	12	2	-	-	-	-
Empty net goals	-	-	-	4	-	-	-	-	-	-	-	-	-	-

X - Denotes did not finish the season with the Oilers

GAME-BY-GAME RESULTS

#	DATE	OPP	GF	GA	RES	W	L	T	SCORE	RECORD
1	0.6	VAN	4	5	L	0	1	0		
2	0.8	@ CGY	2	7	L	0	2	0		
3	0.10	@ VAB	2	5	L	0	3	0		
4	0.11	TOR	3	3T (OT)	L	0	3	1		
5	0.14	@ WPG1	3	7	L	0	4	1		
6	0.15	@ CHI	4	3W (OT)	L	1	4	1		
7	0.17	@ DET	2	4	L	1	5	1		
8	0.20	@ TBL	1	6	L	1	6	1		
9	0.23	BOS	3	6	L	1	7	1		
10	0.25	CGY	0	4	L	1	8	1		
11	0.28	MNS	5	2	W	2	8	1		
12	0.31	WSH	4	2	W	3	8	1		
13	N.3	OTT	5	2	W	4	8	1		
14	N.6	@ WPG	6	1	W	5	8	1		
15	N.7	@ MNS	2	2T (OT)	L	5	8	2		
16	N.10	@ STL	4	4T (OT)	L	5	8	3		
17	N.12	@ SIS	4	3	W	6	8	3		
18	N.14	@ LAK	2	6	L	6	9	3		
19	N.18	VAN	4	2	W	7	9	3		
20	N.21	@ VAN	0	9	L	7	10	3		
21	N.22	NYI	5	5T (OT)	L	7	10	4		
22	N.25	LAK	1	3	L	7	11	4		
23	N.27	CHI	1	8	L	7	12	4		
24	N.28	TBL	4	3W (OT)	L	8	12	4		
25	D.1	@ SIS	3	1	W	9	12	4		
26	D.3	@ VAN	1	4	L	9	13	4		
27	D.5	STL	1	5	L	9	14	4		
28	D.7	@ CGY	3	6	L	9	15	4		
29	D.8	CGY	3	1	W	10	15	4		
30	D.10	@ MNS	3	2	W	11	15	4		
31	D.12	@ TBL	1	3	L	11	16	4		
32	D.13	@ NYI - x	1	4	L	11	17	4		
33	D.16	VAN	4	2	W	12	17	4		
34	D.18	LAK	5	5T (OT)	L	12	17	5		
35	D.21	@ CGY	2	3L (OT)	L	12	18	5		
36	D.23	SIS	4	2	W	13	18	5		
37	D.27	CGY	3	7	L	13	19	5		
38	D.29	MTL	3	6	L	13	20	5		
39	D.31	@ WPG1	2	3	L	13	21	5		
40	J.2	TBL	2	1	W	14	21	5		
41	J.3	PHI	2	2T (OT)	L	14	21	6		
42	J.5	@ STL	1	6	L	14	22	6		
43	J.7	@ CHI	3	3T (OT)	L	14	22	7		
44	J.9	@ WSH	3	4	L	14	23	7		
45	J.10	@ PHI	0	4	L	14	24	7		
46	J.13	WPG1	1	4	L	14	25	7		
47	J.15	HFD	3	1	W	15	25	7		
48	J.17	BUF	3	2W (OT)	L	15	25	7		
49	J.19	LAK	4	5	L	16	26	7		
50	J.22	PIT	2	1	W	17	26	7		
51	J.23	@ WPG1	5	8	L	17	27	7		
52	J.27	DET	2	2T (OT)	L	17	27	8		
53	J.31	@ BUF	5	4W (OT)	L	18	27	8		
54	F.2	@ BOS	4	3	W	19	27	8		
55	F.3	@ OTT	2	3	L	19	28	8		
56	F.9	@ LAK	6	3	W	20	28	8		
57	F.12	SJS	6	0	W	21	28	8		
58	F.14	QUE	2	3L (OT)	L	21	29	8		
59	F.17	@ NYI	2	7	L	21	30	8		
60	F.18	@ PIT	5	4	W	22	30	8		
61	F.20	@ HFD	3	7	L	22	31	8		
62	F.21	@ MTL	3	4	L	22	32	8		
63	F.23	@ Que	3	6	L	22	33	8		
64	F.27	NYR	0	1	L	22	34	8		
65	F.28	SJS	4	1	W	23	34	8		
66	M.4	WPG1	3	5	L	23	35	8		
67	M.6	@ LAK	1	6	L	23	36	8		
68	M.7	@ SIS	3	6	L	23	37	8		
69	M.10	DET	3	6	L	23	38	8		
70	M.12	NJD	6	4	W	24	38	8		
71	M.14	CHI	4	5L (OT)	L	24	39	8		
72	M.17	@ NYR	4	3W (OT)	L	25	39	8		
73	M.18	@ NJD	1	5	L	25	40	8		
74	M.20	@ TOR	2	4	L	25	41	8		
75	M.21	PIT - x	4	6	L	25	42	8		
76	M.26	LAK	1	4	L	25	43	8		
77	M.27	TOR	2	6	L	25	44	8		
78	M.31	MNS	5	2	W	26	44	8		
79	A.3	WPG1	4	6	L	26	45	8		
80	A.6	@ SIS	2	5	L	26	46	8		
81	A.7	@ VAN	4	5L (OT)	L	26	47	8		
82	A.11	WPG1	5	7	L	26	48	8		
83	A.13	CGY	2	4	L	26	49	8		
84	A.15	@ WPG1	2	3	L	26	50	8		
TEAM TOTALS			240	337		26	50			



EDMONTON OILERS 1993-94 RESULTS & STATISTICS

COACH	REGULAR SEASON						PLAYOFFS					
	GP	W	L	T	PTS	GF	GA	GP	W	L	GF	GA
Ted Green (3-18-3) & Glen Sather (22-27-11)	84	25	45	14	64	261	305	-	-	-	-	-
6th Pacific Division, 23rd Overall. Playoffs: Did not qualify.												

PLAYER	REGULAR SEASON							PLAYOFFS						
	GP	G	A	PTS	PIM	+/-	SOG	GP	G	A	PTS	PIM	+/-	SOG
Doug Weight	84	24	50	74	47	-22	188	-	-	-	-	-	-	-
Jason Arnott	78	33	35	68	104	1	194	-	-	-	-	-	-	-
Zdeno Ciger	84	22	35	57	8	-11	158	-	-	-	-	-	-	-
Shayne Corson	64	25	29	54	118	-8	171	-	-	-	-	-	-	-
Igor Kravchuk	81	12	38	50	16	-12	197	-	-	-	-	-	-	-
Bob Beers	(TB)	16	1	5	6	12	-11	35	-	-	-	-	-	-
(EDM)	66	10	27	37	74	-11	152	-	-	-	-	-	-	-
(TOT)	82	11	32	43	86	-22	187	-	-	-	-	-	-	-
Scott Pearson	72	19	18	37	165	-4	160	-	-	-	-	-	-	-
Fredrik Olausson	(WPG)	18	2	5	7	10	-3	41	-	-	-	-	-	-
(EDM)	55	9	19	28	20	-4	85	-	-	-	-	-	-	-
(TOT)	73	11	24	35	30	-7	126	-	-	-	-	-	-	-
Steven Rice	63	17	15	32	36	-10	129	-	-	-	-	-	-	-
Boris Mironov	(WPG)	65	7	22	29	96	-29	122	-	-	-	-	-	-
(EDM)	14	0	2	2	14	-4	23	-	-	-	-	-	-	-
(TOT)	79	7	24	31	110	-33	145	-	-	-	-	-	-	-
Ilya Byakin	44	8	20	28	30	-3	51	-	-	-	-	-	-	-
Dean MacAmmond	45	6	21	27	16	12	52	-	-	-	-	-	-	-
X - Craig MacTavish	66	16	10	26	80	-20	97	-	-	-	-	-	-	-
Mike Stapleton	(PIT)	58	7	4	11	18	-4	59	-	-	-	-	-	-
(EDM)	23	5	9	14	28	-1	43	-	-	-	-	-	-	-
(TOT)	81	12	13	25	46	-5	102	-	-	-	-	-	-	-
Kelly Buchberger	84	3	18	21	199	-20	93	-	-	-	-	-	-	-
Kirk Maltby	68	11	8	19	74	-2	89	-	-	-	-	-	-	-
Vladimir Vujtek	40	4	15	19	14	-7	66	-	-	-	-	-	-	-
Brent Grieve	(NYI)	3	0	0	0	7	0	1	-	-	-	-	-	-
(EDM)	24	13	5	18	14	4	53	-	-	-	-	-	-	-
(TOT)	27	13	5	18	21	4	54	-	-	-	-	-	-	-
X - Dave Manson	57	3	13	16	140	-4	144	-	-	-	-	-	-	-
Scott Thornton	61	4	7	11	104	-15	65	-	-	-	-	-	-	-
Louie DeBrusk	48	4	6	10	185	-9	27	-	-	-	-	-	-	-
Adam Bennett	48	3	6	9	49	-8	57	-	-	-	-	-	-	-
Peter White	26	3	5	8	2	1	17	-	-	-	-	-	-	-
Sihon Podein	28	3	5	8	8	3	26	-	-	-	-	-	-	-
Luke Richardson	69	2	6	8	131	-13	92	-	-	-	-	-	-	-
X - Brad Werenka	15	0	4	4	14	-1	11	-	-	-	-	-	-	-
X - Roman Oksiuta	10	1	2	3	4	-1	18	-	-	-	-	-	-	-
X - Geoff Smith	21	0	3	3	12	-10	23	-	-	-	-	-	-	-
X - Chris Joseph	10	1	1	2	28	-8	25	-	-	-	-	-	-	-
Ian Herbers	22	0	2	2	32	-6	16	-	-	-	-	-	-	-
Bill Ranford (G)	71	0	2	2	2	n/a	n/a	-	-	-	-	-	-	-
Todd Marchant	(NYR)	1	0	0	0	0	-1	1	-	-	-	-	-	-
(EDM)	3	0	1	1	2	-1	5	-	-	-	-	-	-	-
(TOT)	4	0	1	1	2	-2	6	-	-	-	-	-	-	-
Gord Mark	12	0	1	1	43	-2	8	-	-	-	-	-	-	-
Jozef Cierny	1	0	0	0	0	-1	0	-	-	-	-	-	-	-
Wayne Cowley (G)	1	0	0	0	0	n/a	n/a	-	-	-	-	-	-	-
Jeff Chychrun	2	0	0	0	0	1	2	-	-	-	-	-	-	-
Darcy Martini	2	0	0	0	0	-1	0	-	-	-	-	-	-	-
Brad Zavisha	2	0	0	0	0	-2	1	-	-	-	-	-	-	-
X - Todd Elik	4	0	0	0	6	0	5	-	-	-	-	-	-	-
Alexander Kerch	5	0	0	0	2	-8	4	-	-	-	-	-	-	-
Tyler Wright	5	0	0	0	4	-3	2	-	-	-	-	-	-	-
Marc Laforge	5	0	0	0	21	-2	0	-	-	-	-	-	-	-
Fred Brathwaite (G)	19	0	0	0	0	n/a	n/a	-	-	-	-	-	-	-
Bench	-	-	-	-	12	-	-	-	-	-	-	-	-	-

GOALTENDER	REGULAR SEASON							PLAYOFFS						
	GP	MNS	GAA	SV%	W	L	T	GP	MNS	GAA	SV%	W	L	T
Bill Ranford	71	4070	236	1	3.48	2325	0.898	22	34	11	-	-	-	-
Fred Brathwaite	19	982	58	0	3.54	523	0.889	3	10	3	-	-	-	-
Wayne Cowley	1	57	3	0	3.15	35	0.914	0	1	0	-	-	-	-
Empty net goals	-	-	8	-	-	-	-	-	-	-	-	-	-	-

X - Denotes did not finish the season with the Oilers

GAME-BY-GAME RESULTS

DATE OF GAME			SCORE			RECORD		
#	DATE	OPP	GF	GA	RES	W	L	T
1	0.6	SJS	3	2	W	1	0	0
2	0.8	NYI	5	1	W	2	0	0
3	0.11	@ VAN	1	4	L	2	1	0
4	0.13	@ ANA	3	4	L	2	2	0
5	0.14	@ LAK	4	4T (OT)	2	2	0	1
6	0.16	VAN	2	3	L	2	3	1
7	0.18	@ WPG1	3	6	L	2	4	1
8	0.20	CGY	3	5	L	2	5	1
9	0.22	BOS	1	3	L	2	6	1
10	0.24	WSH	2	3L (OT)	2	7	1	1
11	0.26	@ SJS	1	3	L	2	8	1
12	0.29	BUF	3	6	L	2	9	1
13	0.30	@ CGY	1	4	L	2	10	1
14	N.3	OTT	5	7L (OT)	2	11	1	1
15	N.6	@ STL	5	6	L	2	12	1
16	N.7	@ CHI	0	3	L	2	13	1
17	N.9	@ DET	4	2	W	3	13	1
18	N.11	@ BOS	1	5	L	3	14	1
19	N.13	@ HFD	4	4T (OT)	3	14	2	1
20	N.15	@ TOR	5	5T (OT)	3	14	3	1
21	N.17	@ MTL	2	3	L	3	15	1
22	N.20	TOR	2	3	L	3	16	1
23	N.21	ANA	2	4	L	3	17	1
24	N.24	CHI	1	3	L	3	18	1
25	N.27	VAN	2	1	W	4	18	1
26	N.29	DAL	5	6L (OT)	4	19	1	1
27	D.1	PHI	3	1	W	5	19	1
28	D.5	@ DAL	3	4	L	5	20	1
29	D.7	@ NYI	4	1T (OT)	5	20	4	1
30	D.8	@ NYR	1	4T (OT)	5	20	5	1
31	D.11	@ NJD	2	5	L	5	21	1
32	D.12	@ PHI	2	1	W	6	21	1
33	D.15	VAN	7	2	W	7	21	1
34	D.17	SJS	4	2	W	8	21	1
35	D.19	STL	1	4	L	8	22	1
36	D.21	@ VAN	3	6	L	8	23	1
37	D.22	CGY	7	3	W	9	23	1
38	D.27	WPG1	6	0	W	10	23	1
39	D.29	MTL	6	3	W	11	23	1
40	D.30	@ CGY	1	7	L	11	24	1
41	J.2	SJS	4	4T (OT)	11	24	6	1
42	J.7	QUE	6	4	W	12	24	6
43	J.9	@ CHI	4	2	W	13	24	6
44	J.11	@ DAL	2	5	L	13	25	6
45	J.13	@ STL	4	6	L	13	26	6
46	J.15	@ PIT	3	4	L	13	27	6
47	J.18	@ OTT	3	4L (OT)	13	28	6	6
48	J.19	@ BUF	1	1T (OT)	13	28	7	6
49	J.24	VAN - x	4	5L (OT)	13	29	7	6
50	J.26	NJD	3	3T (OT)	13	29	8	6
51	J.28	STL	2	3	L	13	30	8
52	J.29	DAL	3	5	L	13	31	8
53	F.2	LAK	6	4	W	14	31	8
54	F.4	CHI	1	3	L	14	32	8
55	F.6	WPG1	5	2	W	15	32	8
56	F.7	@ CGY	3	4	L	15	33	8
57	F.9	CGY	1	6	L	15	34	8
58	F.12	HFD	2	5	L	15	35	8
59	F.13	ANA	3	6	L	15	36	8
60	F.15	@ WSH	2	2T (OT)	15	36	9	8
61	F.18	@ DET	1	5	L	15	37	9
62	F.19	@ TOR	2	3	L	15	38	9
63	F.23	TOR	6	3	W	16	38	9
64	F.25	LAK	5	5T (OT)	16	38	10	9
65	F.27	TBL	3	2	W	17	38	10
66	M.1	@ VAN	7	4	W	18	38	10
67	M.3	@ SJS	2	4	L	18	39	10
68	M.4	@ ANA	1	4	L	18	40	10
69	M.9	FLA	3	5	L	18	41	10
70	M.11	DET	4	2	W	19	41	10
71	M.16	TBL	4	4T (OT)	19	41	11	10
72	M.18	FLA	4	4T (OT)	19	41	12	10
73	M.20	QUE	5	3	W	20	41	12
74	M.23	NYR	3	5	L	20	42	12
75	M.25	LAK	3	4L (OT)	20	43	12	12
76	M.27	PIT	5	3	W	21	43	12
77	M.31	ANA	3	2W (OT)	22	43	12	12
78	A.2	@ LAK	5	3	W	23	43	12
79	A.3	@ LAK - x	1	6	L	23	44	12
80	A.6	@ WPG1	4	3	W	24	44	12
81	A.8	ANA	1	3	L	24	45	12
82	A.10	DET	4	3	W	25	45	12
83	A.13	@ SJS	2	2T (OT)	25	45	13	12
84	A.14	@ LAK	2	2T (OT)	25	45	14	12
TEAM TOTALS			261	305		25	45	14



EDMONTON OILERS 1994-95 RESULTS & STATISTICS

COACH

George Burnett (12-20-3)

& Ron Low (5-7-1)

5th Pacific Division, 22nd Overall. Playoffs: Did not qualify.

REGULAR SEASON

PLAYOFFS

GP	W	L	T	PTS	GF	GA	GP	W	L	GF	GA
48	17	27	4	38	136	183	-	-	-	-	-

REGULAR SEASON

PLAYOFFS

PLAYER	GP	G	A	PTS	PIM	+/-	SOG	GP	G	A	PTS	PIM	+/-	SOG
Doug Weight	48	7	33	40	69	-17	104	-	-	-	-	-	-	-
Jason Arnott	42	15	22	37	128	-14	156	-	-	-	-	-	-	-
Shayne Corson	48	12	24	36	86	-17	131	-	-	-	-	-	-	-
David Oliver	44	16	14	30	20	-11	79	-	-	-	-	-	-	-
Todd Marchant	45	13	14	27	32	-3	95	-	-	-	-	-	-	-
Kelly Buchberger	48	7	17	24	82	0	73	-	-	-	-	-	-	-
Scott Thornton	47	10	12	22	89	-4	69	-	-	-	-	-	-	-
Igor Kravchuk	36	7	11	18	29	-15	93	-	-	-	-	-	-	-
Mike Stapleton	46	6	11	17	21	-12	59	-	-	-	-	-	-	-
X - Roman Oksiuta	26	11	2	13	8	-14	52	-	-	-	-	-	-	-
Luke Richardson	46	3	10	13	40	-6	51	-	-	-	-	-	-	-
Jiri Slegr (VAN)	19	1	5	6	32	0	42	-	-	-	-	-	-	-
(EDM)	12	1	5	6	14	-5	27	-	-	-	-	-	-	-
(TOT)	31	2	10	12	46	-5	69	-	-	-	-	-	-	-
Kirk Maltby	47	8	3	11	49	-11	73	-	-	-	-	-	-	-
Dean Kennedy	40	2	8	10	25	2	45	-	-	-	-	-	-	-
Fredrik Olausson	33	0	10	10	20	-4	52	-	-	-	-	-	-	-
Boris Mironov	29	1	7	8	40	-9	48	-	-	-	-	-	-	-
Ken Sutton (BUF)	12	1	2	3	30	-2	12	-	-	-	-	-	-	-
(EDM)	12	3	1	4	12	-1	28	-	-	-	-	-	-	-
(TOT)	24	4	3	7	42	-3	40	-	-	-	-	-	-	-
Peter White	9	2	4	6	0	1	13	-	-	-	-	-	-	-
Bryan Marchment	40	1	5	6	184	-11	57	-	-	-	-	-	-	-
X - Len Esau	14	0	6	6	15	-8	17	-	-	-	-	-	-	-
X - Scott Pearson	28	1	4	5	54	-11	21	-	-	-	-	-	-	-
Zdeno Ciger	5	2	2	4	0	-1	10	-	-	-	-	-	-	-
Iain Fraser (DAL)	4	0	0	0	0	-3	2	-	-	-	-	-	-	-
(EDM)	9	3	0	3	0	3	5	-	-	-	-	-	-	-
(TOT)	13	3	0	3	0	0	7	-	-	-	-	-	-	-
Louie DeBrusk	34	2	0	2	93	-4	14	-	-	-	-	-	-	-
Gord Mark	18	0	2	2	35	-9	21	-	-	-	-	-	-	-
Bill Ranford (G)	40	0	2	2	2	n/a	n/a	-	-	-	-	-	-	-
Jason Bonsignore	1	1	0	1	0	-1	3	-	-	-	-	-	-	-
Kent Nilsson	6	1	0	1	0	-5	2	-	-	-	-	-	-	-
Tyler Wright	6	1	0	1	14	1	6	-	-	-	-	-	-	-
Ralph Intranuovo	1	0	1	1	0	1	1	-	-	-	-	-	-	-
Joaquin Gage (G)	2	0	1	1	0	n/a	n/a	-	-	-	-	-	-	-
Micah Aivazoff	21	0	1	1	2	-2	6	-	-	-	-	-	-	-
Dennis Bonvie	2	0	0	0	0	0	0	-	-	-	-	-	-	-
Ryan Smyth	3	0	0	0	0	-1	2	-	-	-	-	-	-	-
Marku Tuomainen	4	0	0	0	0	0	5	-	-	-	-	-	-	-
Dean McAmmond	6	0	0	0	0	-1	3	-	-	-	-	-	-	-
Fred Brathwaite (G)	14	0	0	0	0	n/a	n/a	-	-	-	-	-	-	-
Ryan McGill (PHI)	12	0	0	0	13	0	2	-	-	-	-	-	-	-
(EDM)	8	0	0	0	8	-4	6	-	-	-	-	-	-	-
(TOT)	20	0	0	0	21	-4	8	-	-	-	-	-	-	-
Bench	-	-	-	-	12	-	-	-	-	-	-	-	-	-

REGULAR SEASON

PLAYOFFS

GOALTENDER	GP	MNS	GA	SO	GAA	SOG	SV%	W	L	T	GP	MNS	GA	GAA	SOG	SV%	W	L
Bill Ranford	40	2203	133	2	3.62	1134	0.883	15	20	3	-	-	-	-	-	-	-	-
Fred Brathwaite	14	601	40	0	4.00	292	0.863	2	5	1	-	-	-	-	-	-	-	-
Joaquin Gage	2	99	7	0	4.25	40	0.825	0	2	0	-	-	-	-	-	-	-	-
Empty net goals	-	-	3	-	-	-	-	-	-	-	-	-	-	-	-	-	-	-

GAME-BY-GAME RESULTS

#	DATE	OPP	GF	GA	RES	W	L	T	SCORE	RECORD
1	J. 20	ANA	2	1	W	1	0	0		
2	J. 22	@ LAK	4	3	W	2	0	0		
3	J. 23	@ ANA	4	5	L (OT)	2	1	0		
4	J. 25	@ CHI	1	5	L	2	2	0		
5	J. 28	@ DET	2	5	L	2	3	0		
6	J. 30	DET	2	4	L	2	4	0		
7	F. 1	CHI	0	7	L	2	5	0		
8	F. 3	TOR	5	3	W	3	5	0		
9	F. 7	@ VAN	4	4	T (OT)	3	5	1		
10	F. 8	WPG1	3	3	T (OT)	3	5	2		
11	F. 10	SJS	5	1	W	4	5	2		
12	F. 12	ANA	2	0	W	5	5	2		
13	F. 15	@ TOR	4	1	W	6	5	2		
14	F. 17	@ DET	2	4	L	6	6	2		
15	F. 19	@ CHI	1	4	L	6	7	2		
16	F. 20	@ STL	0	4	L	6	8	2		
17	F. 22	DAL	2	1	W	7	8	2		
18	F. 25	LAK	3	4	L	7	9	2		
19	F. 28	@ CGY	2	5	L	7	10	2		
20	M. 1	DAL	3	5	L	7	11	2		
21	M. 3	CHI	2	5	L	7	12	2		
22	M. 5	DET	4	2	W	8	12	2		
23	M. 8	@ SJS	5	2	W	9	12	2		
24	M. 12	VAN	2	5	L	9	13	2		
25	M. 14	STL	6	5	W	10	13	2		
26	M. 17	SJS	5	3	W	11	13	2		
27	M. 20	CGY	5	2	W	12	13	2		
28	M. 22	@ DAL	4	4	T (OT)	12	13	3		
29	M. 23	@ DAL	1	2	L	12	14	3		
30	M. 26	@ STL	1	5	L	12	15	3		
31	M. 27	@ TOR	3	4	L	12	16	3		
32	M. 31	CGY	2	6	L	12	17	3		
33	A. 1	VAN	1	5	L	12	18	3		
34	A. 3	@ LAK	2	7	L	12	19	3		
35	A. 5	@ ANA	3	4	L (OT)	12	20	3		
36	A. 7	@ SJS	0	5	L	12	21	3		
37	A. 9	SJS	2	5	L	12	22	3		
38	A. 13	@ VAN	6	4	W	13	22	3		
39	A. 15	CGY	2	4	L	13	23	3		
40	A. 17	@ WPG1	6	5	W	14	23	3		
41	A. 19	LAK	2	0	W	15	23	3		
42	A. 21	@ LAK	3	3	T (OT)	15	23	4		
43	A. 22	@ VAN	1	6	L	15	24	4		
44	A. 25	@ WPG1	5	3	W	16	24	4		
45	A. 27	STL	3	2	W (OT)	17	24	4		
46	A. 29	WPG1	1	5	L	17	25	4		
47	M. 1	TOR	5	6	L	17	26	4		
48	M. 3	@ CGY	3	5	L	17	27	4		
TEAM TOTALS			136	183		17	27	4		

X - Denotes did not finish the season with the Oilers



EDMONTON OILERS 1995-96 RESULTS & STATISTICS

COACH	REGULAR SEASON							PLAYOFFS				
	GP	W	L	T	PTS	GF	GA	GP	W	L	GF	GA
Ron Low	82	30	44	8	68	240	304	-	-	-	-	-
5th Pacific Division, 21st Overall. Playoffs: Did not qualify.												

5th Pacific Division, 21st Overall. Playoffs: Did not qualify.

PLAYER	REGULAR SEASON							PLAYOFFS						
	GP	G	A	PTS	PIM	+/-	SOG	GP	G	A	PTS	PIM	+/-	SOG
Doug Weight	82	25	79	104	95	-19	204	-	-	-	-	-	-	-
Zdeno Ciger	78	31	39	70	41	-15	184	-	-	-	-	-	-	-
Jason Arnott	64	28	31	59	87	-6	244	-	-	-	-	-	-	-
Mariusz Czerkawski (BOS)	33	5	6	11	10	-11	63	-	-	-	-	-	-	-
(EDM)	37	12	17	29	8	7	79	-	-	-	-	-	-	-
(TOT)	70	17	23	40	18	-4	142	-	-	-	-	-	-	-
David Oliver	80	20	19	39	34	-22	131	-	-	-	-	-	-	-
Todd Marchant	81	19	19	38	66	-19	221	-	-	-	-	-	-	-
Miroslav Satan	62	18	17	35	22	0	113	-	-	-	-	-	-	-
Boris Mironov	78	8	24	32	101	-23	158	-	-	-	-	-	-	-
Jeff Norton	(STL)	36	4	7	11	26	4	33	-	-	-	-	-	-
(EDM)	30	4	16	20	16	5	52	-	-	-	-	-	-	-
(TOT)	66	8	23	31	42	9	85	-	-	-	-	-	-	-
Dean McAmmond	53	15	15	30	23	6	79	-	-	-	-	-	-	-
Kelly Buchberger	82	11	14	25	184	-20	119	-	-	-	-	-	-	-
Scott Thornton	77	9	9	18	149	-25	95	-	-	-	-	-	-	-
Bryan Marchment	78	3	15	18	202	-7	96	-	-	-	-	-	-	-
Jiri Slegr	57	4	13	17	74	-1	91	-	-	-	-	-	-	-
David Roberts	(STL)	28	1	6	7	12	-7	35	-	-	-	-	-	-
(EDM)	6	2	4	6	6	0	12	-	-	-	-	-	-	-
(TOT)	34	3	10	13	18	-7	47	-	-	-	-	-	-	-
Ryan Smyth	48	2	9	11	28	-10	65	-	-	-	-	-	-	-
Luke Richardson	82	2	9	11	108	-27	61	-	-	-	-	-	-	-
X - Glenn Anderson	17	4	6	10	27	0	36	-	-	-	-	-	-	-
X - Peter White	26	5	3	8	0	-14	34	-	-	-	-	-	-	-
X - Igor Kravchuk	26	4	4	8	10	-13	59	-	-	-	-	-	-	-
Kent Manderville	37	3	5	8	38	-5	63	-	-	-	-	-	-	-
X - Kirk Maltby	49	2	6	8	61	-16	51	-	-	-	-	-	-	-
X - Ken Sutton	32	0	8	8	39	-12	38	-	-	-	-	-	-	-
Donald Dufresne	(STL)	3	0	0	0	4	-2	1	-	-	-	-	-	-
(EDM)	42	1	6	7	16	-2	20	-	-	-	-	-	-	-
(TOT)	45	1	6	7	20	-4	21	-	-	-	-	-	-	-
Brett Hauer	29	4	2	6	30	-11	53	-	-	-	-	-	-	-
X - Fredrik Olausson	20	0	6	6	14	-14	20	-	-	-	-	-	-	-
Louie DeBrusk	38	1	3	4	96	-7	17	-	-	-	-	-	-	-
Ralph Intranuovo	13	1	2	3	4	-3	19	-	-	-	-	-	-	-
Greg de Vries	13	1	1	2	12	-2	8	-	-	-	-	-	-	-
Jason Bonsignore	20	0	2	2	4	-6	13	-	-	-	-	-	-	-
Tyler Wright	23	1	0	1	33	-7	18	-	-	-	-	-	-	-
Curtis Joseph (G)	34	0	1	1	4	n/a	n/a	-	-	-	-	-	-	-
Bill Ranford (G)	37	0	1	1	2	n/a	n/a	-	-	-	-	-	-	-
Nick Stajduhar	2	0	0	0	4	2	1	-	-	-	-	-	-	-
Bryan Muir	5	0	0	0	6	-4	4	-	-	-	-	-	-	-
Fred Brathwaite (G)	7	0	0	0	2	n/a	n/a	-	-	-	-	-	-	-
Dennis Bonvie	8	0	0	0	47	-3	0	-	-	-	-	-	-	-
Joaquin Gage (G)	16	0	0	0	4	n/a	n/a	-	-	-	-	-	-	-
Bench	-	-	-	-	18	-	-	-	-	-	-	-	-	-

GOALTENDER	REGULAR SEASON										PLAYOFFS								
	GP	MNS	GA	SO	GAA	SOG	SV%	W	L	T	GP	MNS	GA	GAA	SOG	SV%	W	L	T
Curtis Joseph	34	1936	111	0	3.44	971	0.886	15	16	2	-	-	-	-	-	-	-	-	-
X - Bill Ranford	37	2015	128	1	3.81	1024	0.875	13	18	5	-	-	-	-	-	-	-	-	-
Joaquin Gage	16	717	45	0	3.77	350	0.871	2	8	1	-	-	-	-	-	-	-	-	-
Fred Brathwaite	7	293	12	0	2.45	140	0.914	0	2	0	-	-	-	-	-	-	-	-	-
Empty net goals	-	-	8	-	-	-	-	-	-	-	-	-	-	-	-	-	-	-	-

GAME-BY-GAME RESULTS

#	DATE	OPP	GF	GA	SCORE	RES	W	L	T
1	0.8	DET	1	3	L	0	1	0	0
2	0.10	@ STL	3	5	L	0	2	0	0
3	0.13	@ DET	0	9	L	0	3	0	0
4	0.15	@ PHI	1	7	L	0	4	0	0
5	0.17	@ NID	3	1	W	1	4	0	0
6	0.18	@ BUF	1	4	L	1	5	0	0
7	0.21	VAN	6	4	W	2	5	0	0
8	0.22	SJS	1	1T (OT)	2	5	1	0	0
9	0.27	WPG1	7	5	W	3	5	1	0
10	0.31	NID	2	1	W	4	5	1	0
11	N.1	@ VAN	3	3T (OT)	4	5	2	0	0
12	N.4	TOR	3	3T (OT)	4	5	3	0	0
13	N.7	@ FLA	2	4	L	4	6	3	0
14	N.9	@ DET	1	2	L	4	7	3	0
15	N.10	@ TBL	4	3W (OT)	5	7	3	0	0
16	N.12	@ CHI	4	4T (OT)	5	7	4	0	0
17	N.14	@ CGY	2	4	L	5	8	4	0
18	N.15	MTL	1	4	L	5	9	4	0
19	N.17	DET	4	5	L	5	10	4	0
20	N.20	COL	3	3T (OT)	5	10	5	0	0
21	N.22	ANA	2	0	W	6	10	5	0
22	N.24	@ CGY	5	2	W	7	10	5	0
23	N.26	@ WPG1	0	4	L	7	11	5	0
24	N.28	CHI	3	5	L	7	12	5	0
25	D.1	CGY	2	8	L	7	13	5	0
26	D.2	STL	3	7	L	7	14	5	0
27	D.5	@ VAN	2	6	L	7	15	5	0
28	D.7	@ COL	5	3	W	8	15	5	0
29	D.9	@ SJS	4	2	W	9	15	5	0
30	D.10	@ ANA	3	1	W	10	15	5	0
31	D.13	VAN	2	2T (OT)	10	15	6	0	0
32	D.15	@ WPG1	4	9	L	10	16	6	0
33	D.18	OTT	3	1	W	11	16	6	0
34	D.20	COL	1	4	L	11	17	6	0
35	D.22	@ WSH	3	6	L	11	18	6	0
36	D.23	@ TOR	1	6	L	11	19	6	0
37	D.27	PHI	3	2	W	12	19	6	0
38	D.29	LAK	5	4W (OT)	13	19	6	0	0
39	D.30	NYR	3	8	L	13	20	6	0
40	J.3	TBL	0	5	L	13	21	6	0
41	J.5	FLA	2	3	L	13	22	6	0
42	J.7	ANA	3	1	W	14	22	6	0
43	J.9	HPD	1	5	L	14	23	6	0
44	J.13	BUF	5	4W (OT)	15	23	6	0	0
45	J.16	@ STL	5	1	W	16	23	6	0
46	J.17	@ DAL	4	3	W	17	23	6	0
47	J.24	DAL	3	5	L	17	24	6	0
48	J.26	NYI	4	1	W	18	24	6	0
49	J.30	@ CGY	2	3L (OT)	18	25	6	0	0
50	J.31	CHI	0	4	L	18	26	6	0
51	F.7	WSH	1	2	L	18	27	6	0
52	F.9	VAN	2	3L (OT)	18	28	6	0	0
53	F.11	CGY	4	2	W	19	28	6	0
54	F.14	ANA	3	2	W	20	28	6	0
55	F.16	@ DAL	1	6	L	20	29	6	0
56	F.18	@ CHI	1	4	L	20	30	6	0
57	F.19	@ COL	5	7	L	20	31	6	0
58	F.21	LAK	7	2	W	21	31	6	0
59	F.23	BOS	4	7	L	21	32	6	0
60	F.25	@ NYI	0	2	L	21	33	6	0
61	F.27	@ BOS	4	3W (OT)	22	33	6	0	0
62	F.28	@ HPD	4	4T (OT)	22	33	7	0	0
63	M.1	PIT	4	5	L	22	34	7	0
64	M.3	STL	3	4	L	22	35	7	0
65	M.6	@ LA	2	3	L	22	36	7	0
66	M.8	SJS	4	2	W	23	36	7	0
67	M.13	SJS	8	3	W	24	36	7	0
68	M.16	@ LAK	5	2	W	25	36	7	0
69	M.17	@ COL	1	8	L	25	37	7	0
70	M.19	@ PIT	4	1	W	26	37	7	0
71	M.21	@ NYR	4	5	L	26	38	7	0
72	M.23	@ MTL	6	5	W	27	38	7	0
73	M.24	@ OTT	3	2	W	28	38	7	0
74	M.27	LAK	3	3T (OT)	28	38	8	0	0
75	M.29	WPG1	3	2	W	29	38	8	0
76	M.30	TOR	3	4	L	29	39	8	0
77	A.1	@ VAN	6	2	W	30	39	8	0
78	A.3	@ ANA	0	1	L	30	40	8	0
79	A.4	@ SJS	3	5	L	30	41	8	0
80	A.8	CGY	2	3	L	30	42	8	0
81	A.10	DAL	2	4	L	30	43	8	0
82	A.13	@ TOR	3	6	L	30	44	8	0
TEAM TOTALS			240	304		30	44	8	0

X - Denotes did not finish the season with the Oilers



EDMONTON OILERS 1996-97 RESULTS & STATISTICS

COACH	REGULAR SEASON							PLAYOFFS				
	GP	W	L	T	PTS	GF	GA	GP	W	L	GF	GA
Ron Low	82	36	37	9	81	252	247	12	5	7	32	37
3rd Pacific Division, 13th Overall. Playoffs: Won Western Conference Quarter-Final 4-3 vs Dallas, Lost Western Conference Semi-Final 4-1 vs Colorado.												

PLAYER	REGULAR SEASON							PLAYOFFS							
	GP	G	A	PTS	PIM	+/-	SOG	GP	G	A	PTS	PIM	+/-	SOG	
Doug Weight	80	21	61	82	80	1	235	12	3	8	11	8	0	54	
Ryan Smyth	82	39	22	61	76	-7	265	12	5	5	10	12	-4	48	
Andrei Kovalenko	74	32	27	59	81	-5	163	12	4	3	7	6	1	35	
Jason Arnott	67	19	38	57	92	-21	248	12	3	6	9	18	-3	27	
Mariusz Czerkawski	76	26	21	47	16	0	182	12	2	1	3	10	-2	19	
Kelly Buchberger	81	8	30	38	159	4	78	12	5	2	7	16	-1	19	
Todd Marchant	79	14	19	33	44	11	202	12	4	2	6	12	2	40	
Mike Grier	79	15	17	32	45	7	89	12	3	1	4	4	-2	21	
Boris Mironov	55	6	26	32	85	2	147	12	2	8	10	16	-6	31	
Rem Murray	82	11	20	31	16	9	85	12	1	2	3	4	-1	7	
Dean McAmmond	57	12	17	29	28	-15	106	-	-	-	-	-	-	-	
X - Miroslav Satan	64	17	11	28	22	-4	90	-	-	-	-	-	-	-	
Mats Lindgren	69	11	14	25	12	-7	71	12	0	4	4	0	-2	22	
Dan McGillis	73	6	16	22	52	2	139	12	0	5	5	24	8	20	
Drew Bannister	(TB)	64	4	13	17	44	-21	57	-	-	-	-	-	-	
	(EDM)	1	0	1	1	0	-2	2	12	0	0	0	30	-4	9
	(TOT)	65	4	14	18	44	-23	59	12	0	0	0	30	-4	9
Bryan Marchment	71	3	13	16	132	13	89	3	0	0	0	4	-3	2	
Petr Klima	(LA)	8	0	4	4	2	-7	12	-	-	-	-	-	-	
	(PIT)	9	1	3	4	4	-4	21	-	-	-	-	-	-	
	(EDM)	16	1	5	6	6	-1	22	6	0	0	0	4	0	2
	(TOT)	33	2	12	14	12	-12	55	6	0	0	0	4	0	2
Kevin Lowe	64	1	13	14	50	-1	46	1	0	0	0	0	-1	0	
X - Jeff Norton	62	2	11	13	42	-7	68	-	-	-	-	-	-	-	
Luke Richardson	82	1	11	12	91	9	67	12	0	2	2	14	-4	6	
Barrie Moore	(BUF)	31	2	6	8	18	1	42	-	-	-	-	-	-	
	(EDM)	4	0	0	0	0	0	1	-	-	-	-	-	-	
	(TOT)	35	2	6	8	18	1	43	-	-	-	-	-	-	
X - Michel Petit	18	2	4	6	20	-13	30	-	-	-	-	-	-	-	
Greg de Vries	37	0	4	4	52	-2	31	12	0	1	1	8	4	16	
X - David Oliver	17	1	2	3	4	-8	22	-	-	-	-	-	-	-	
Louie DeBrusk	32	2	0	2	94	-6	10	6	0	0	0	4	0	1	
Ralph Intranuovo	(TOR)	3	0	1	1	0	-1	4	-	-	-	-	-	-	
	(EDM)	5	1	0	1	0	0	2	-	-	-	-	-	-	
	(TOT)	8	1	1	2	0	-1	6	-	-	-	-	-	-	
Curtis Joseph (G)	72	0	2	2	20	n/a	n/a	12	0	0	0	2	n/a	n/a	
Steve Kelly	8	1	0	1	6	-1	6	-	-	-	-	-	-	-	
Donald Dufresne	22	0	1	1	15	-1	10	-	-	-	-	-	-	-	
Craig Millar	1	0	0	0	2	0	1	-	-	-	-	-	-	-	
Sean Brown	5	0	0	0	4	-1	2	-	-	-	-	-	-	-	
Jesse Belanger	6	0	0	0	0	-3	8	-	-	-	-	-	-	-	
Joe Hulbig	6	0	0	0	0	-1	4	6	0	1	1	2	2	5	
Bob Essensa (G)	19	0	0	0	4	n/a	n/a	0	0	0	0	0	n/a	n/a	
Bryan Muir	-	-	-	-	-	-	-	5	0	0	0	4	-2	7	
Bench	-	-	-	-	18	-	-	-	-	-	-	0	-	-	

GOALTENDER	REGULAR SEASON										PLAYOFFS							
	GP	MNS	GA	SO	GAA	SOG	SV%	W	L	T	GP	MNS	GA	GAA	SOG	SV%	W	L
Curtis Joseph	72	4100	200	6	2.93	2144	0.907	32	29	9	12	767	36	2.81	405	0.911	5	7
Bob Essensa	19	868	41	1	2.83	406	0.899	4	8	0	-	-	-	-	-	-	-	-
Empty net goals	-	-	6	-	-	-	-	-	-	-	-	-	1	-	-	-	-	-

GAME-BY-GAME RESULTS

#	DATE	OPP	SCORE			RECORD		
			GF	GA	RES	W	L	T
1	0.4	BUF	4	3	W	1	0	0
2	0.6	VAN	2	0	W	2	0	0
3	0.8	@TOR	4	2	W	3	0	0
4	0.9	@DET	0	2	L	3	1	0
5	0.11	STL	1	3	L	3	2	0
6	0.14	@PHX	6	3	W	4	2	0
7	0.15	@COL	2	7	L	4	3	0
8	0.20	@CGY	3	6	L	4	4	0
9	0.22	PIT	5	2	W	5	4	0
10	0.24	@LAK	8	2	W	5	4	0
11	0.26	COL	2	4	L	6	5	0
12	0.30	PHX	4	1	W	7	5	0
13	N.1	VAN	4	5L (OT)	7	6	0	0
14	N.3	@CHI	2	4	L	7	7	0
15	N.6	@PIT	2	5	L	7	8	0
16	N.7	@BOS	6	0	W	8	8	0
17	N.9	@TOR	3	7	L	8	9	0
18	N.11	@MTL	2	3L (OT)	8	10	0	0
19	N.13	@OTT	4	0	W	9	10	0
20	N.17	DAL	3	7	L	9	11	0
21	N.19	CHI	4	4T (OT)	9	11	1	1
22	N.21	NYR	3	2	W	10	11	1
23	N.23	CGY	3	2	W	11	11	1
24	N.26	@CGY	10	1	W	12	11	1
25	N.27	LAK	1	5	L	12	12	1
26	N.29	@SJS	4	2	W	13	12	1
27	D.1	@ANA	2	4	L	13	13	1
28	D.4	@COL	0	2	L	13	14	1
29	D.6	OTT	5	2	W	14	14	1
30	D.8	STL	2	3	L	14	15	1
31	D.10	@DET	0	0T (OT)	14	15	2	2
32	D.12	@FLA	2	2T (OT)	14	15	3	3
33	D.15	@TBL	3	6	L	14	16	3
34	D.18	COL	4	4T (OT)	14	16	4	4
35	D.20	NJD	2	3	L	14	17	4
36	D.22	DET	2	6	L	14	18	4
37	D.23	@VAN	7	0	W	15	18	4
38	D.27	PHI	4	6	L	15	19	4
39	D.28	SJS	5	3	W	16	19	4
40	D.30	LAK	2	1	W	17	19	4
41	J.3	TOR	4	3	W	18	19	4
42	J.7	@STL	5	2	W	19	19	4
43	J.8	@CHI	1	4	L	19	20	4
44	J.11	SJS	1	2	L	19	21	4
45	J.12	HFJ	2	1W (OT)	20	21	4	4
46	J.15	FLA	4	0	W	21	21	4
47	J.21	@NYR	4	4T (OT)	21	21	5	5
48	J.22	@NYI	1	8	L	21	22	5
49	J.24	@BUF	3	1	W	22	22	5
50	J.26	@WSH	3	1	W	23	22	5
51	J.29	SJS	3	1	W	24	22	5
52	J.31	NYI	1	0	W	25	22	5
53	F.5	CGY	5	2	W	26	22	5
54	F.8	ANA	1	2L (OT)	26	23	5	5
55	F.9	WSH	4	1	W	27	23	5
56	F.12	BOS	4	3	W	28	23	5
57	F.13	@CGY	2	3L (OT)	28	24	5	5
58	F.15	@LAK	2	2T (OT)	28	24	6	6
59	F.17	@ANA	1	5	L	28	25	6
60	F.19	TOR	6	5	W	29	25	6
61	F.21	COL	3	4L (OT)	29	26	6	6
62	F.23	@DAL	3	6	L	29	27	6
63	F.26	@ANA	3	3T (OT)	29	27	7	7
64	F.27	@LAK	3	6	L	29	28	7
65	M.1	MTL	4	5	L	29	29	7
66	M.4	LAK	4	1	W	30	29	7
67	M.7	@DAL	1	2	L	30	30	7
68	M.9	@STL	4	1	W	31	30	7
69	M.11	@NJD	1	6	L	31	31	7
70	M.13	@PHI	4	5L (OT)	31	32	7	7
71	M.15	@HFJ	2	2	W	32	32	7
72	M.19	TBL	3	1	W	33	32	7
73	M.23	ANA	1	4	L	33	33	7
74	M.24	@SJS	5	1	W	34	33	7
75	M.28	@SJS	3	4	L	34	34	7
76	M.29	@PHX	3	1	W	35	34	7
77	M.31	DAL	1	3	L	35	35	7
78	A.3	CHI	4	2	W	36	35	7
79	A.5	VAN	2	2T (OT)	36	35	8	8
80	A.9	DET	3	3T (OT)	36	35	9	9
81	A.11	PHX	2	6	L	36	36	9
82	A.12	@VAN	4	5	L	36	37	9
TEAM TOTALS			252	247		36	37	9

X - Denotes did not finish the season with the Oilers



EDMONTON OILERS 1997-98 RESULTS & STATISTICS

COACH	REGULAR SEASON							PLAYOFFS				
	GP	W	L	T	PTS	GF	GA	GP	W	L	GF	GA
Ron Low	82	35	37	10	80	215	224	12	5	7	24	25
3rd Pacific Division, 15th Overall. Playoffs: Won Western Conference Quarter-Final 4-3 vs Colorado, Lost Western Conference Semi-Final 4-1 vs Dallas.												

3rd Pacific Division, 15th Overall. Playoffs: Won Western Conference Quarter-Final 4-3 vs Colorado, Lost Western Conference Semi-Final 4-1 vs Dallas.

PLAYER	REGULAR SEASON							PLAYOFFS						
	GP	G	A	PTS	PIM	+/-	SOG	GP	G	A	PTS	PIM	+/-	SOG
Doug Weight	79	26	44	70	69	1	205	12	2	7	9	14	-4	26
Dean McAmmond	77	19	31	50	46	9	128	11	4	5	12	0	22	22
Boris Mironov	81	16	30	46	100	-8	203	12	3	3	6	27	-3	26
Janne Niinimaa	(PHI)	66	3	31	34	56	6	115	-	-	-	-	-	-
(EDM)	11	1	8	9	6	7	19	11	1	1	2	12	3	20
(TOT)	77	4	39	43	62	13	134	11	1	1	2	12	3	20
Roman Hamrlik	(TB)	37	3	12	15	22	-18	86	-	-	-	-	-	-
(EDM)	41	6	20	26	48	3	112	12	0	6	6	12	-4	19
(TOT)	78	9	32	41	70	-15	198	12	0	6	6	12	-4	19
Bill Guerin	(NJ)	19	5	5	10	13	0	48	-	-	-	-	-	-
(EDM)	40	13	16	29	80	1	130	12	7	1	8	17	-6	47
(TOT)	59	18	21	39	93	1	178	12	7	1	8	17	-6	47
Todd Marchant	76	14	21	35	71	9	194	12	1	1	2	10	0	17
Ryan Smyth	65	20	13	33	44	-24	205	12	1	3	4	16	-2	24
Tony Hrkac	(DAL)	13	5	3	8	0	0	14	-	-	-	-	-	-
(EDM)	36	8	11	19	10	3	43	12	0	3	3	2	2	11
(TOT)	49	13	14	27	10	3	57	12	0	3	3	2	2	11
Mats Lindgren	82	13	13	26	42	0	131	12	1	1	2	10	0	16
X - Dan McGillis	67	10	15	25	74	-17	119	-	-	-	-	-	-	-
Scott Fraser	29	12	11	23	6	6	61	11	1	1	2	10	0	17
Andrei Kovaleenko	59	6	17	23	28	-14	89	1	0	0	0	2	0	2
Kelly Buchberger	82	6	17	23	122	-10	86	12	1	2	3	25	0	13
Valeri Zelepukin	(NJD)	35	2	8	10	32	0	54	-	-	-	-	-	-
(EDM)	33	2	10	12	57	-2	47	8	1	2	3	2	3	8
(TOT)	68	4	18	22	89	-2	101	8	1	2	3	2	3	8
Rem Murray	61	9	9	18	39	-9	59	-	-	-	-	-	-	-
X - Jason Arnott	35	5	13	18	78	-16	100	-	-	-	-	-	-	-
Mike Grier	66	9	6	15	73	-3	90	-	-	-	-	-	-	-
Greg de Vries	65	7	4	11	80	-17	53	7	0	0	0	21	-4	2
Bobby Dollas	(ANA)	22	0	1	1	27	-12	11	-	-	-	-	-	-
(EDM)	30	2	5	7	22	6	27	11	0	0	0	16	2	10
(TOT)	52	2	6	8	49	-6	38	11	0	0	0	16	2	10
Drake Berehowsky	67	1	6	7	169	1	58	12	1	2	3	14	1	4
Boyd Devereaux	38	1	4	5	6	-5	27	-	-	-	-	-	-	-
Craig Millar	11	4	0	4	8	-3	10	-	-	-	-	-	-	-
Joe Hulbig	17	2	2	4	2	-1	8	-	-	-	-	-	-	-
X - Ray Whitney	9	1	3	4	0	-1	19	-	-	-	-	-	-	-
X - Bryan Marchment	27	0	4	4	58	-2	23	-	-	-	-	-	-	-
Mike Watt	14	1	2	3	4	-4	14	-	-	-	-	-	-	-
Frantisek Musil	17	1	2	3	8	1	8	7	0	0	0	6	1	0
X - Steve Kelly	19	0	2	2	8	-4	5	-	-	-	-	-	-	-
X - Drew Bannister	34	0	2	2	42	-7	27	-	-	-	-	-	-	-
Curtis Joseph (G)	71	0	2	2	4	n/a	n/a	12	0	0	0	2	n/a	n/a
Sean Brown	18	0	1	1	43	-1	9	-	-	-	-	-	-	-
Bill Huard	30	0	1	1	72	-5	12	4	0	0	0	2	0	3
Scott Ferguson	1	0	0	0	0	1	0	-	-	-	-	-	-	-
Ladislav Benysek	2	0	0	0	0	-2	0	-	-	-	-	-	-	-
Jason Bowen	4	0	0	0	10	0	3	-	-	-	-	-	-	-
Dennis Bonvie	4	0	0	0	27	0	0	-	-	-	-	-	-	-
Bryan Muir	7	0	0	0	17	0	6	-	-	-	-	-	-	-
Kevin Lowe	7	0	0	0	22	-3	5	1	0	0	0	4	0	0
Terran Sandwith	8	0	0	0	6	-4	4	-	-	-	-	-	-	-
Georges Laraque	11	0	0	0	59	-4	4	-	-	-	-	-	-	-
Bob Essensa (G)	16	0	0	0	0	n/a	n/a	1	0	0	0	0	n/a	n/a
Doug Friedman	16	0	0	0	20	0	8	-	-	-	-	-	-	-
Bench	-	-	-	-	10	-	-	-	-	-	-	4	-	-

GOALTENDER	REGULAR SEASON										PLAYOFFS							
	GP	MNS	GA	SO	GAA	SOG	SV%	W	L	T	GP	MNS	GA	GAA	SOG	SV%	W	L
Curtis Joseph	71	4132	181	8	2.63	1901	0.905	29	31	9	12	716	23	1.93	319	0.928	5	7
Bob Essensa	16	825	35	0	2.54	404	0.913	6	6	1	1	27	1	2.26	11	0.909	0	0
Empty net goals	-	-	8	-	-	-	-	-	-	-	-	-	1	-	-	-	-	-

X - Denotes did not finish the season with the Oilers

GAME-BY-GAME RESULTS

DATE			SCORE		RECORD			
#	DATE	OPP	GF	GA	RES	W	L	T
1	0.1	@SJS	5	3	W	1	0	0
2	0.3	DET	2	8	L	1	1	0
3	0.5	COL	0	3	L	1	2	0
4	0.8	NYR	3	3T (OT)	1	2	1	1
5	0.11	TOR	2	1	W	2	2	1
6	0.13	@VAN	0	3	L	2	3	1
7	0.15	COL	2	6	L	2	4	1
8	0.17	@ANA	1	2	L	2	5	1
9	0.19	@LAK	3	2W (OT)	3	5	1	1
10	0.21	BOS	1	2	L	3	6	1
11	0.24	PIT	4	3	W	4	6	1
12	0.29	PHX	3	2	W	5	6	1
13	N.1	@BOS	1	3	L	5	7	1
14	N.3	@NYR	2	2T (OT)	5	7	2	2
15	N.5	@NYI	4	4T (OT)	5	7	3	3
16	N.6	@PHI	2	6	L	5	8	3
17	N.8	@WSH	1	2	L	5	9	3
18	N.10	@BUF	4	4T (OT)	5	9	4	4
19	N.12	CAR	4	6	L	5	10	4
20	N.15	CGY	2	2T (OT)	5	10	5	5
21	N.17	@PHX	3	6	L	5	11	5
22	N.19	@DAL	2	3	L	5	12	5
23	N.20	@STL	3	0	W	6	12	5
24	N.22	@OTT	1	0	W	7	12	5
25	N.25	CHI	2	2T (OT)	7	12	6	6
26	N.28	ANA	1	3	L	7	13	6
27	N.30	SJS	6	1	W	8	14	6
28	D.2	@COL	2	4	L	8	14	6
29	D.3	@DAL	1	4	L	8	15	6
30	D.5	DET	3	1	W	9	15	6
31	D.7	@CHI	3	3T (OT)	9	15	7	7
32	D.10	@NJD	2	4	L	9	16	7
33	D.12	@DET	3	2	W	10	16	7
34	D.13	@STL	4	1	W	11	16	7
35	D.17	CHI	0	0T (OT)	11	16	8	8
36	D.20	DAL	1	2L (OT)	11	17	8	9
37	D.22	@MTL	3	3T (OT)	11	17	9	9
38	D.23	@TOR	4	5	L	11	18	9
39	D.27	COL	1	5	L	11	19	9
40	D.30	PHI	1	3	L	11	20	9
41	J.2	MTL	3	5	L	11	21	9
42	J.4	LAK	2	3	L	11	22	9
43	J.7	FLA	3	2	W	12	22	9
44	J.9	@ANA	5	1	W	13	22	9
45	J.10	@LAK	4	3	W	14	22	9
46	J.12	STL	2	1	W	15	22	9
47	J.14	CGY	5	2	W	16	22	9
48	J.20	PHX	6	2	W	17	22	9
49	J.23	@SJS	2	3	L	17	23	9
50	J.24	@PHX	5	2	W	18	23	9
51	J.26	@COL	1	2	L	18	24	9
52	J.28	NJD	1	1T (OT)	18	24	10	10
53	J.31	VAN	3	6	L	18	25	10
54	F.2	LAK	1	0	W	19	25	10
55	F.4	SJS	0	3	L	19	26	10
56	F.6	@VAN	4	5	L	19	27	10
57	F.7	@CGY	2	4	L	19	28	10
58	F.25	OTT	5	2	W	20	28	10
59	F.27	ANA	0	4	L	20	29	10
60	F.28	SJS	4	1	W	21	29	10
61	M.2	@COL	5	4W (OT)	22	29	10	11
62	M.4	TBL	4	2	W	23	29	10
63	M.7	@TOR	1	4	L	23	30	10
64	M.9	@CHI	4	3W (OT)	24	30	10	11
65	M.11	@TBL	2	0	W	25	30	10
66	M.13	@FLA	4	0	W	26	30	10
67	M.15	@CAR	1	4	L	26	31	10
68	M.17	@DET	3	4	L	26	32	10
69	M.18	@PIT	2	4	L	26	33	10
70	M.21	STL	2	0	W	27	33	10
71	M.22	NYI	1	3	L	27	34	10
72	M.25	WSH	4	2	W	28	34	10
73	M.27	BUF	0	1	L	28	35	10
74	M.30	CGY	3	1	W	29	35	10
75	A.1	@VAN	2	4	L	29	36	10
76	A.3	DAL	4	1	W	30	36	10
77	A.6	VAN	3	2	W	31	36	10
78	A.8	@ANA	2	4	L	31	37	10
79	A.9	@LAK	4	0	W	32	37	10
80	A.11	@CGY	5	4	W	33	37	10
81	A.15	ANA	5	3	W	34	37	10
82	A.18	TOR	4	3	W	35	37	10
TEAM TOTALS			215	224		35	37	37



EDMONTON OILERS 1998-99 RESULTS & STATISTICS

COACH	REGULAR SEASON						PLAYOFFS					
	GP	W	L	T	PTS	GF	GA	GP	W	L	GF	GA
Ron Low	82	33	37	12	78	230	226	4	0	4	7	11
2nd North West Division, 16th Overall. Playoffs: Lost Western Conference Quarter-Final 4-0 vs Dallas.												

PLAYER	REGULAR SEASON							PLAYOFFS						
	GP	G	A	PTS	PIM	+/-	SOG	GP	G	A	PTS	PIM	+/-	SOG
Bill Guerin	80	30	34	64	133	7	261	3	0	2	2	2	-4	8
Josef Beranek	66	19	30	49	23	6	160	2	0	0	0	4	-1	0
Mike Grier	82	20	24	44	54	5	143	4	1	1	2	6	3	9
Pat Falloon	82	17	23	40	20	-4	152	4	0	1	1	4	0	6
X - Boris Mironov	63	11	29	40	104	6	138	-	-	-	-	-	-	-
Rem Murray	78	21	18	39	20	4	116	4	1	1	2	2	-1	6
Doug Weight	43	6	31	37	12	-8	79	4	1	1	2	15	-3	4
Todd Marchant	82	14	22	36	65	3	183	4	1	1	2	12	2	10
Alex Selivanov	(TB)	43	6	13	19	18	-8	120	-	-	-	-	-	-
(EDM)	29	8	6	14	24	0	57	2	0	1	1	2	0	3
(TOT)	72	14	19	33	42	-8	177	-	-	-	-	-	-	-
Roman Hamrlik	75	8	24	32	70	9	172	3	0	0	0	2	1	1
Ryan Smyth	71	13	18	31	62	0	161	3	3	0	3	0	-1	7
Janne Niinimaa	81	4	24	28	88	7	142	4	0	0	0	2	-2	5
Chad Kilger	(CHI)	64	14	11	25	30	-1	68	-	-	-	-	-	-
(EDM)	13	1	1	2	4	-3	13	4	0	0	0	4	-2	1
(TOT)	77	15	12	27	34	-4	81	-	-	-	-	-	-	-
X - Andrei Kovalenko	43	13	14	27	30	-4	75	-	-	-	-	-	-	-
X - Dean McAmmond	65	9	16	25	36	5	122	-	-	-	-	-	-	-
Ethan Moreau	(CHI)	66	9	6	15	84	-5	80	-	-	-	-	-	-
(EDM)	14	1	5	6	8	2	16	4	0	3	3	6	3	6
(TOT)	80	10	11	21	92	-3	96	-	-	-	-	-	-	-
Tom Poti	73	5	16	21	42	10	94	4	0	1	1	2	-3	9
X - Mats Lindgren	48	5	12	17	22	4	53	-	-	-	-	-	-	-
Jason Smith	(TOR)	60	2	11	13	40	-9	53	-	-	-	-	-	-
(EDM)	12	1	1	2	11	0	15	4	0	1	1	4	0	1
(TOT)	72	3	12	15	51	-9	68	-	-	-	-	-	-	-
Boyd Devereaux	61	6	8	14	23	2	39	1	0	0	0	0	0	3
Christian Laflamme	(CHI)	62	2	11	13	70	0	53	-	-	-	-	-	-
(EDM)	11	0	1	1	0	-3	15	4	0	1	1	2	-4	5
(TOT)	73	2	12	14	70	-3	68	-	-	-	-	-	-	-
Kelly Buchberger	52	4	4	8	68	-6	29	4	0	0	0	0	-4	2
Sean Brown	51	0	7	7	188	1	27	1	0	0	0	10	0	0
Kevin Brown	12	4	2	6	0	-2	13	-	-	-	-	-	-	-
Georges Laraque	39	3	2	5	57	-1	17	4	0	0	0	2	-2	1
Todd Reirden	17	2	3	5	20	-1	26	-	-	-	-	-	-	-
Marty McSorley	46	2	3	5	101	-5	29	3	0	0	0	2	1	3
Frantisek Musil	39	0	3	3	34	0	9	1	0	0	0	2	-1	2
Vladimir Vorobiev	2	2	0	2	2	1	5	1	0	0	0	0	-1	1
Craig Millar	24	0	2	2	19	-6	18	-	-	-	-	-	-	-
Chris Ferraro	2	1	0	1	0	1	1	-	-	-	-	-	-	-
Steve Passmore (G)	6	0	1	1	2	n/a	n/a	-	-	-	-	-	n/a	n/a
Bob Essensa (G)	39	0	1	1	0	n/a	n/a	-	-	-	-	-	n/a	n/a
Jim Dowd	1	0	0	0	0	0	1	-	-	-	-	-	-	-
Joe Hulbig	1	0	0	0	2	1	2	-	-	-	-	-	-	-
Bill Huard	3	0	0	0	0	0	2	-	-	-	-	-	-	-
Dan LaCouture	3	0	0	0	0	1	0	-	-	-	-	-	-	-
Daniel Lacroix	4	0	0	0	13	0	5	-	-	-	-	-	-	-
Fredrik Lindquist	8	0	0	0	2	-2	6	-	-	-	-	-	-	-
X - M. Shtalenkov (G)	34	0	0	0	2	n/a	n/a	-	-	-	-	-	n/a	n/a
Tommy Salo (G)	(NYI)	51	0	0	0	12	n/a	n/a	-	-	-	-	n/a	n/a
(EDM)	13	0	0	0	0	n/a	n/a	4	0	0	0	0	n/a	n/a
(TOT)	64	0	0	0	12	n/a	n/a	4	0	0	0	0	n/a	n/a
Bench	-	-	-	-	12	-	-	-	-	-	-	0	-	-

GOALTENDER	REGULAR SEASON										PLAYOFFS				
	GP	MNS	GA	SO	GAA	SOG	SV%	W	L	T	GP	MNS	GA	GAA	SV%
Bob Essensa	39	2091	96	0	2.75	974	0.901	12	14	6	-	-	-	-	-
Tommy Salo	(NYI)	51	3018	132	5	2.62	1368	0.903	17	26	7	-	-	-	-
(EDM)	13	700	27	0	2.32	279	0.903	8	2	2	4	296	11	2.23	0.926
(TOT)	64	3718	159	5	2.57	1647	0.903	25	28	9	4	296	11	2.23	0.926
Steve Passmore	6	362	17	0	2.82	183	0.907	1	4	1	-	-	-	-	-
X - Mikhail Shtalenkov	34	1819	81	3	2.67	782	0.896	12	17	3	-	-	-	-	-
Empty net goals	-	-	5	-	-	-	-	-	-	-	-	0	-	-	-

X - Denotes did not finish the season with the Oilers

GAME-BY-GAME RESULTS

DATE OF GAME RESULTS			SCORE			RECORD		
#	DATE	OPP	GF	GA	RES	W	L	T
1	0.10	LAK	1	2	L	0	1	0
2	0.13	TOR	2	3	L	0	2	0
3	0.14	@ VAN	4	1	W	1	2	0
4	0.17	@ NJD	4	2	W	2	2	0
5	0.20	@ NYR	2	3	L	2	3	0
6	0.21	@ NYI	4	2	W	3	3	0
7	0.24	@ COL	4	6	L	3	4	0
8	0.28	WSH	8	2	W	4	4	0
9	0.31	PIT	4	1	W	5	4	0
10	N.2	VAN	5	3	W	6	4	0
11	N.4	NSH	3	2	W	7	4	0
12	N.6	COL	2	5	L	7	5	0
13	N.8	@ CHI	3	2W (OT)	8	5	0	
14	N.11	@ TOR	2	3	L	8	6	0
15	N.12	@ OTT	1	1T (OT)	8	6	1	
16	N.14	@ MTL	4	1	W	9	6	1
17	N.18	DET	2	6	L	9	7	1
18	N.20	@ ANA	3	2W (OT)	10	7	1	
19	N.21	@ PHX	2	3L (OT)	10	8	1	
20	N.25	COL	3	0	W	11	8	1
21	N.27	@ CGY	3	2	W	12	8	1
22	N.29	CHI	2	3	L	12	9	1
23	D.2	PHX	4	3	W	13	9	1
24	D.4	TBL	1	2	L	13	10	1
25	D.6	DAL	2	6	L	13	11	1
26	D.8	@ NSH	3	3T (OT)	13	11	2	
27	D.9	@ CHI	1	3	L	13	12	2
28	D.11	@ DET	2	3	L	13	13	2
29	D.13	@ PHI	2	2T (OT)	13	13	3	
30	D.15	@ CAR	0	3	L	13	14	3
31	D.18	@ TBL	4	1	W	14	14	3
32	D.19	@ FLA	1	3	L	14	15	3
33	D.23	SJS	3	5	L	14	16	3
34	D.27	VAN	3	0	W	15	16	3
35	D.29	MTL	2	5	L	15	17	3
36	J.3	PHI	3	3T (OT)	15	17	4	
37	J.5	LAK	3	4L (OT)	15	18	4	
38	J.7	@ PHX	7	1	W	16	18	4
39	J.9	@ LAK	1	1T (OT)	16	18	5	
40	J.10	@ ANA	4	6	L	16	19	5
41	J.12	DAL	2	2T (OT)	16	19	6	
42	J.14	@ VAN	3	1	W	17	19	6
43	J.17	DET	4	1	W	18	19	6
44	J.21	@ SJS	3	3T (OT)	18	19	7	
45	J.27	CHI	3	4L (OT)	18	20	7	
46	J.30	ANA	1	0	W	19	20	7
47	F.1	STL	3	4L (OT)	19	21	7	
48	F.3	OTT	2	2T (OT)	19	21	8	
49	F.5	NSH	4	2	W	20	21	8
50	F.8	@ CGY	1	2	L	20	22	8
51	F.9	BOS	0	2	L	20	23	8
52	F.11	@ DET	2	4	L	20	24	8
53	F.13	@ STL	3	2	W	21	24	8
54	F.15	@ DAL	1	4	L	21	25	8
55	F.17	@ ANA	6	2	W	22	25	8
56	F.18	@ LAK	2	3	L	22	26	8
57	F.21	NYR	1	2L (OT)	22	27	8	
58	F.24	ANA	1	2	L	22	28	8
59	F.26	BUF	6	3	W	23	28	8
60	F.27	CAR	2	2T (OT)	23	28	9	
61	M.1	@ COL	4	3	W	24	28	9
62	M.3	@ BUF	5	3	W	25	28	9
63	M.5	@ PIT	2	2T (OT)	25	28	10	
64	M.6	@ WSH	3	4	L	25	29	10
65	M.10	@ DAL	4	7	L	25	30	10
66	M.13	@ STL	4	6	L	25	31	10
67	M.14	@ NSH	1	3	L	25	32	10
68	M.17	NJD	1	4	L	25	33	10
69	M.20	VAN	4	3	W	26	33	10
70	M.22	CGY	2	2T (OT)	26	33	11	
71	M.24	MTL	0	2	L	26	34	11
72	M.26	STL	2	1	W	27	34	11
73	M.28	SJS	5	2	W	28	34	11
74	M.30	PHX	4	7	L	28	35	11
75	A.1	TOR	1	5	L	28	36	11
76	A.3	@ COL	2	5	L	28	37	11
77	A.7	CGY	4	2	W	29	37	11
78	A.9	@ CGY	4	1	W	30	37	11
79	A.10	@ VAN	1	1T (OT)	30	37	12	
80	A.12	@ SJS	5	4W (OT)	31	37	12	
81	A.16	COL	5	1	W	32	37	12
82	A.17	PHX	2	3	W	33	37	12
TEAM TOTALS			230	226		33	37	



EDMONTON OILERS 1999-00 RESULTS & STATISTICS

COACH	REGULAR SEASON							PLAYOFFS					
	GP	W	L	T	OTL	PTS	GF	GA	GP	W	L	GF	GA
Kevin Lowe	82	32	26	16	8	88	226	212	5	1	4	11	14

2nd Northwest Division, 14th Overall. Playoffs: Lost Western Conference Quarter-Final 4-1 vs Dallas.

PLAYER	REGULAR SEASON							PLAYOFFS							
	GP	G	A	PTS	PIM	+/-	SOG	GP	G	A	PTS	PIM	+/-	SOG	
Doug Weight	77	21	51	72	54	6	167	5	3	2	5	4	-3	8	
Ryan Smyth	82	28	26	54	58	-2	238	5	1	0	1	6	-2	13	
Alex Selivanov	67	27	20	47	46	2	122	5	0	0	0	8	0	6	
Bill Guerin	70	24	22	46	123	4	188	5	3	2	5	9	-1	12	
German Titov	(PIT)	63	17	25	42	34	-3	111	—	—	—	—	—	—	
	(EDM)	7	0	4	4	4	2	11	5	1	1	2	0	-2	3
	(TOT)	70	17	29	46	38	-1	122	5	1	1	2	4	-2	3
Roman Hamrlik	80	8	37	45	68	1	180	5	0	1	1	4	-4	10	
Todd Marchant	82	17	23	40	70	7	170	3	1	0	1	2	-1	6	
Tom Poti	76	9	26	35	65	8	125	5	0	1	1	0	-3	7	
Janne Niinimaa	81	8	25	33	89	14	133	5	0	2	2	2	1	8	
Mike Grier	65	9	22	31	68	9	115	—	—	—	—	—	—	—	
Ethan Moreau	73	17	10	27	62	8	106	5	0	1	1	0	0	5	
Boyd Devereaux	76	8	19	27	20	7	108	—	—	—	—	—	—	—	
Jim Dowd	69	5	18	23	45	10	103	5	2	1	3	4	-2	6	
X - Pat Falloon	33	5	13	18	4	6	51	—	—	—	—	—	—	—	
X - Josef Beranek	58	9	8	17	39	-6	107	—	—	—	—	—	—	—	
Georges Laraque	76	8	8	16	123	5	56	5	0	1	1	6	-1	5	
Rem Murray	44	9	5	14	8	-2	65	5	0	1	1	2	-1	9	
Jason Smith	80	3	11	14	60	16	96	5	0	1	1	4	0	5	
Sean Brown	72	4	8	12	192	1	36	3	0	0	0	0	0	1	
Igor Ulanov	(MTL)	43	1	5	6	76	-11	33	—	—	—	—	—	—	
	(EDM)	14	0	3	3	10	-3	6	5	0	0	0	6	-1	4
	(TOT)	57	1	8	9	86	-14	39	5	0	0	0	6	-1	4
Daniel Cleary	17	3	2	5	32	-1	18	4	0	1	1	2	1	3	
Chad Kilger	40	3	2	5	8	-6	32	3	0	0	0	0	0	1	
X - Christian Laflamme	50	0	5	5	32	-4	18	—	—	—	—	—	—	—	
Bert Robertsson	52	0	4	4	2	-3	31	5	0	0	0	0	-1	2	
Paul Comrie	15	1	2	3	8	-2	4	—	—	—	—	—	—	—	
Brett Hauer	5	0	2	2	2	-2	8	—	—	—	—	—	—	—	
Tommy Salo (G)	70	0	1	1	8	n/a	n/a	5	0	0	0	2	n/a	n/a	
Mike Minard (G)	1	0	0	0	0	n/a	n/a	—	—	—	—	—	n/a	n/a	
Michel Picard	2	0	0	0	0	0	2	—	—	—	—	—	—	—	
Dan LaCouture	5	0	0	0	2	0	2	—	—	—	—	—	—	—	
Kevin Brown	7	0	0	0	0	0	5	1	0	0	0	0	0	0	
Bill Ranford (G)	16	0	0	0	2	n/a	n/a	—	—	—	—	—	n/a	n/a	
Bench	—	—	—	—	—	—	—	—	—	—	—	0	—	—	

GOALTENDER	REGULAR SEASON											PLAYOFFS							
	GP	MIN	GA	SO	GAA	SOG	SV%	W	L	T	OTL	GP	MIN	GA	GAA	SOG	SV%	W	L
Tommy Salo	70	4164	162	2	2.33	1875	0.914	27	22	13	6	5	297	14	2.83	133	0.895	1	4
Bill Ranford	16	785	47	0	3.59	407	0.884	4	4	3	2	—	—	—	—	—	—	—	—
Mike Minard	1	60	3	0	3.00	36	0.917	1	0	0	0	—	—	—	—	—	—	—	—
Empty net goals	—	—	0	—	—	—	—	—	—	—	—	—	—	0	—	—	—	—	—

GAME-BY-GAME RESULTS

#	DATE	OPP	GF	GA	SCORE	RES	W	L	TOTL
1	0.1	NYR	1	1	T (OT)	0	0	1	0
2	0.6	MTL	1	1	W	1	0	1	0
3	0.7	@SJS	2	3	L (OT)	1	0	1	1
4	0.9	STL	2	4	L	1	1	1	1
5	0.13	CAR	3	3	T (OT)	1	1	2	1
6	0.16	LAK	5	4	W	2	1	2	1
7	0.20	@DAL	1	2	L	2	2	2	1
8	0.21	@STL	2	3	L (OT)	2	2	2	2
9	0.23	@NSH	3	4	L	2	3	2	2
10	0.26	PHX	3	1	W	3	3	2	2
11	0.31	NSH	4	2	W	4	3	2	2
12	N.3	FLA	2	2	T (OT)	4	3	3	2
13	N.5	STL	1	2	L	4	4	3	2
14	N.7	@ANA	1	3	L	4	5	3	2
15	N.9	@LAK	1	1	T (OT)	4	5	4	2
16	N.10	@PHX	4	5	L (OT)	4	5	4	3
17	N.12	@STL	2	2	T (OT)	4	5	5	3
18	N.14	@CHI	6	3	W	5	5	5	3
19	N.20	DET	2	1	W	6	5	5	3
20	N.21	NYI	4	4	T (OT)	6	5	6	3
21	N.24	CHI	2	3	L	6	6	6	3
22	N.26	@DET	2	4	L	6	7	6	3
23	N.27	@TOR	2	5	L	6	8	6	3
24	D.1	COL	3	1	W	7	8	6	3
25	D.2	@VAN	2	3	L (OT)	7	8	6	4
26	D.4	VAN	3	2	W	8	8	6	4
27	D.6	@CHI	1	5	L	8	9	6	4
28	D.8	@BOS	1	2	L (OT)	8	9	6	5
29	D.9	@NYR	2	2	T (OT)	8	9	7	5
30	D.11	@NJ	3	1	W	9	9	7	5
31	D.14	@NYI	4	2	W	10	9	7	5
32	D.15	@DET	1	5	L	10	10	7	5
33	D.17	DAL	2	2	T (OT)	10	10	8	5
34	D.19	OTT	3	3	T (OT)	10	10	9	5
35	D.21	WSH	6	2	W	11	10	9	5
36	D.23	@CGY	1	2	L	11	11	9	5
37	D.27	ANA	4	1	W	12	11	9	5
38	D.30	@LAK	2	8	L	12	12	9	5
39	J.1	@PHX	5	4	W	13	12	9	5
40	J.3	@COL	2	2	T (OT)	13	12	10	5
41	J.5	SJS	1	1	T (OT)	13	12	11	5
42	J.7	TBL	5	1	W	14	12	11	5
43	J.11	DAL	2	3	L	14	13	11	5
44	J.14	TOR	2	3	L (OT)	14	13	11	6
45	J.16	DET	3	3	T (OT)	14	13	12	6
46	J.19	CGY	7	0	W	15	13	12	6
47	J.22	VAN	3	3	T (OT)	15	13	13	6
48	J.24	NSH	2	3	L (OT)	15	13	13	7
49	J.25	@VAN	5	4	W (OT)	16	13	13	7
50	J.28	@BLU	7	3	W	17	13	13	7
51	J.29	@FLA	1	2	L	17	14	13	7
52	J.31	@DAL	1	2	L	17	15	13	7
53	F.2	CHI	4	1	W	18	15	13	7
54	F.8	@MTL	5	4	W (OT)	19	15	13	7
55	F.10	@PHI	3	2	W	20	15	13	7
56	F.11	@PIT	2	2	T (OT)	20	15	14	7
57	F.13	@BUF	2	2	T (OT)	20	15	15	7
58	F.15	@NSH	2	1	W	21	15	15	7
59	F.18	@CGY	2	4	L	21	16	15	7
60	F.19	CGY	2	3	L (OT)	21	16	15	8
61	F.21	LAK	6	3	W	22	16	15	8
62	F.23	BOS	4	2	W	23	16	15	8
63	F.25	ATL	5	4	W	24	16	15	8
64	F.27	@ANA	2	3	L	24	17	15	8
65	F.29	@COL	3	1	W	25	17	15	8
66	M.4	PIT	2	3	L	25	18	15	8
67	M.7	TOR	0	2	L	25	19	15	8
68	M.10	COL	2	4	L	25	20	15	8
69	M.12	@NSH	3	4	L	25	21	15	8
70	M.13	@ATL	3	0	W	26	21	15	8
71	M.15	@CAR	2	2	T (OT)	26	21	16	8
72	M.17	OTT	4	2	W	27	21	16	8
73	M.19	CGY	2	3	L	27	22	16	8
74	M.22	ANA	2	1	W	28	22	16	8
75	M.25	VAN	2	3	L	28	23	16	8
76	M.27	@SJS	2	1	W	29	23	16	8
77	M.29	@COL	2	3	L	29	24	16	8
78	A.1	PHX	4	3	W (OT)	30	24	16	8
79	A.3	SJS	0	1	L	30	25	16	8
80	A.5	COL	2	3	L	30	26	16	8
81	A.7	@VAN	5	4	W (OT)	31	26	16	8
82	A.8	@CGY	6	3	W	32	26	16	8
TEAM TOTALS			226	212		32	26	16	8

X - Denotes did not finish the season with the Oilers



EDMONTON OILERS 2000-01 RESULTS & STATISTICS

COACH	REGULAR SEASON							PLAYOFFS					
	GP	W	L	T	OTL	PTS	GF	GA	GP	W	L	GF	GA
Craig MacTavish	82	39	28	12	3	93	243	222	6	2	4	13	16

2nd Northwest Division, 12th Overall. Playoffs: Lost Western Conference Quarter-Final 4-2 vs Dallas.

PLAYER	REGULAR SEASON							PLAYOFFS						
	GP	G	A	PTS	PIM	+/-	SOG	GP	G	A	PTS	PIM	+/-	SOG
Doug Weight	82	25	65	90	91	12	188	6	1	5	6	17	0	18
Ryan Smyth	82	31	39	70	58	10	245	6	3	4	7	4	0	22
Janne Niinimaa	82	12	34	46	90	6	122	6	0	2	2	6	-1	11
Anson Carter	61	16	26	42	23	1	102	6	3	1	4	4	1	13
Todd Marchant	71	13	26	39	51	1	113	6	0	0	0	4	-3	7
Mike Grier	74	20	16	36	20	11	124	6	0	0	0	8	-2	6
Rem Murray	82	15	21	36	24	5	122	6	2	0	2	6	-2	15
Daniel Cleary	81	14	21	35	37	5	107	6	1	1	2	8	-2	6
Tom Poti	81	12	20	32	60	-4	161	6	0	2	2	2	2	7
Sergei Zholtok	(MTL)	32	1	10	11	8	-15	78	-	-	-	-	-	-
	(EDM)	37	4	16	20	22	8	61	3	0	0	0	0	-1
	(TOT)	69	5	26	31	30	-7	159	3	0	0	0	0	-1
Georges Laraque	82	13	16	29	148	5	73	6	1	1	2	8	-2	5
Igor Ulanov	67	3	20	23	90	15	74	6	0	0	0	4	-6	4
X - Bill Guerin	21	12	10	22	18	11	64	-	-	-	-	-	-	-
Mike Comrie	41	8	14	22	14	6	62	6	1	2	3	0	0	7
Eric Brewer	77	7	14	21	53	15	91	6	1	5	6	2	-3	11
Jason Smith	82	5	15	20	120	14	140	6	0	2	2	6	-3	6
Ethan Moreau	68	9	10	19	90	-6	97	4	0	0	0	2	-2	5
Shawn Horcoff	49	9	7	16	10	8	42	5	0	0	0	0	0	2
Domenic Pittis	47	4	5	9	49	-5	42	3	0	0	0	2	-1	1
X - Chad Kilger	34	5	2	7	17	-7	28	-	-	-	-	-	-	-
X - Dan LaCouture	37	2	4	6	29	-2	22	-	-	-	-	-	-	-
Sean Brown	62	2	3	5	110	2	30	-	-	-	-	-	-	-
Sven Butenschon	(PIT)	5	0	1	1	2	1	6	-	-	-	-	-	-
	(EDM)	7	1	1	2	2	2	3	-	-	-	-	-	-
	(TOT)	12	1	2	3	4	3	9	-	-	-	-	-	-
Brian Swanson	16	1	1	2	6	-1	8	-	-	-	-	-	-	-
Frantisek Musil	13	0	2	2	4	-2	0	-	-	-	-	-	-	-
Michel Riesen	12	0	1	1	4	2	16	-	-	-	-	-	-	-
Scott Ferguson	20	0	1	1	13	2	8	6	0	0	0	0	2	2
Tommy Salo (G)	73	0	1	1	4	n/a	n/a	6	0	0	0	0	n/a	n/a
Chris Hajt	1	0	0	0	0	-1	0	-	-	-	-	-	-	-
Jason Chimera	1	0	0	0	0	0	0	-	-	-	-	-	-	-
Joaquin Gage (G)	5	0	0	0	0	n/a	n/a	-	-	-	-	-	n/a	n/a
Patrick Cote	6	0	0	0	18	-2	0	-	-	-	-	-	-	-
Dominic Roussel	(ANA)	13	0	0	0	0	n/a	n/a	-	-	-	-	n/a	n/a
	(EDM)	8	0	0	0	2	n/a	n/a	-	-	-	-	n/a	n/a
	(TOT)	21	0	0	0	2	n/a	n/a	-	-	-	-	n/a	n/a
Josh Green	-	-	-	-	-	-	-	3	0	0	0	0	1	1
Bench	-	-	-	-	10	-	-	-	-	-	-	0	-	-

GOALTENDER	REGULAR SEASON							PLAYOFFS						
	GP	MIN	GA	SO	GAA	SOG	SV%	W	L	T	OTL	GP	MIN	GA
Tommy Salo	73	4364	179	8	2.46	1856	0.903	36	22	12	3	6	406	15
Joaquin Gage	5	260	15	0	3.46	125	0.880	2	2	0	0	-	-	22
Dominic Roussel	(ANA)	13	653	31	0	2.85	295	0.895	2	4	2	1	-	187
	(EDM)	8	348	21	0	3.62	151	0.861	1	4	0	0	-	0.920
	(TOT)	21	1001	52	0	446		3	8	2	1	-	-	2
Empty net goals	-	-	7	-	-	-	-	-	-	-	-	-	1	-

GAME-BY-GAME RESULTS

#	DATE	OPP	GF	GA	RES	W	L	T	OTL
1	0.6	DET	2	1	W	1	0	0	0
2	0.7	COL	1	1	T (OT)	1	0	1	0
3	0.10	@ MTL	2	5	L	1	1	1	0
4	0.11	@ DET	4	3	W	2	1	1	0
5	0.13	BUF	3	2	W	3	1	1	0
6	0.15	@ MIN	5	3	W	4	1	1	0
7	0.17	BOS	6	1	W	5	1	1	0
8	0.19	TOR	1	4	L	5	2	1	0
9	0.22	PHX	3	3	T (OT)	5	2	2	0
10	0.25	ATL	1	3	L	5	3	2	0
11	0.27	@ ANA	2	3	L	5	4	2	0
12	0.28	@ COL	2	4	L	5	5	2	0
13	0.30	ANA	5	3	W	6	5	2	0
14	N.1	CGY	3	2	W	7	5	2	0
15	N.3	MIN	3	0	W	8	5	2	0
16	N.5	@ CBJ	4	2	W	9	5	2	0
17	N.7	@ NYR	3	4	L	9	6	2	0
18	N.9	@ PHI	0	2	L	9	7	2	0
19	N.11	@ PIT	2	5	L	9	8	2	0
20	N.12	@ MIN	5	4	W (OT)	10	8	2	0
21	N.14	STL	3	0	W	11	8	2	0
22	N.17	CHI	3	3	T (OT)	11	8	3	0
23	N.19	CGY	2	0	W	12	8	3	0
24	N.22	@ TOR	3	4	L	12	9	3	0
25	N.23	@ OTT	5	3	W	13	9	3	0
26	N.25	ANA	3	2	W	14	9	3	0
27	N.29	MTL	2	3	L	14	10	3	0
28	D.2	@ VAN	2	5	L	14	11	3	0
29	D.3	SJS	3	3	T (OT)	14	11	4	0
30	D.6	NSH	4	0	W	15	11	4	0
31	D.9	LAK	2	4	L	15	12	4	0
32	D.13	@ DAL	2	5	L	15	13	4	0
33	D.14	@ NSH	6	2	W	16	13	4	0
34	D.16	@ WSH	0	4	L	16	14	4	0
35	D.18	@ DET	3	4	L (OT)	16	14	4	1
36	D.20	VAN	3	2	W (OT)	17	14	4	1
37	D.22	@ CGY	1	1	T (OT)	17	14	5	1
38	D.27	@ COL	2	3	L	17	15	5	1
39	D.28	@ SJS	2	2	T (OT)	17	15	6	1
40	D.30	MTL	3	2	W (OT)	18	15	6	1
41	J.1	@ STL	2	5	L	18	16	6	1
42	J.3	@ CBJ	2	5	L	18	17	6	1
43	J.5	@ CHI	2	1	W	19	17	6	1
44	J.7	CBJ	4	2	W	20	17	6	1
45	J.10	NSH	2	5	L	20	18	6	1
46	J.12	VAN	2	3	L	20	19	6	1
47	J.14	OTT	4	1	W	21	19	6	1
48	J.16	@ NSH	2	1	W	22	19	6	1
49	J.18	@ STL	1	4	L	22	20	6	1
50	J.20	DET	2	1	W	23	20	6	1
51	J.22	SJS	2	2	T (OT)	23	20	7	1
52	J.24	@ SJS	1	6	L	23	21	7	1
53	J.26	PHX	1	1	T (OT)	23	21	8	1
54	J.30	@ CGY	5	3	W	24	21	8	1
55	J.31	CHI	3	2	W	25	21	8	1
56	F.7	@ DAL	2	3	L	25	22	8	1
57	F.9	@ PHX	0	2	L	25	23	8	1
58	F.12	@ LAK	6	3	W	26	23	8	1
59	F.14	@ ANA	3	3	T (OT)	26	23	9	1
60	F.16	NYI	2	4	L	26	24	9	1
61	F.17	VAN	5	6	L (OT)	26	24	9	2
62	F.20	LAK	5	0	W	27	24	9	2
63	F.24	@ CGY	3	1	W	28	24	9	2
64	F.25	DAL	3	2	W (OT)	29	24	9	2
65	F.28	STL	5	3	W	30	24	9	2
66	M.2	MIN	3	1	W	31	24	9	2
67	M.7	TOR	4	0	W	32	24	9	2
68	M.9	@ BUF	4	0	W	33	24	9	2
69	M.11	@ CAR	3	2	W	34	24	9	2
70	M.13	@ FLA	4	5	W (OT)	35	24	9	2
71	M.14	@ TBL	2	2	T (OT)	35	24	10	2
72	M.17	NJD	5	6	L (OT)	35	24	10	3
73	M.19	PHI	2	4	L	35	25	10	3
74	M.21	@ LAK	7	0	W	36	25	10	3
75	M.24	@ PHX	4	7	L	36	26	10	3
76	M.26	CBJ	4	2	W	37	26	10	3
77	M.28	COL	4	1	W	38	26	10	3
78	M.30	DAL	4	5	L	38	27	10	3
79	A.1	@ CHI	3	3	T (OT)	38	27	11	3
80	A.2	@ COL	3	5	L	38	28	11	3
81	A.4	MIN	2	2	T (OT)	38	28	12	3
82	A.7	@ VAN	4	2	W	39	28	12	3
TEAM TOTALS			243	222		39	28	12	3

X - Denotes did not finish the season with the Oilers



EDMONTON OILERS 2001-02 RESULTS & STATISTICS

COACH	REGULAR SEASON							PLAYOFFS					
	GP	W	L	T	OTL	PTS	GF	GA	GP	W	L	GF	GA
Craig MacTavish	82	38	28	12	4	92	205	182	-	-	-	-	-

3rd Northwest Division, 15th Overall. Playoffs: Did Not Qualify.

PLAYER	REGULAR SEASON							PLAYOFFS						
	GP	G	A	PTS	PIM	+/-	SOG	GP	G	A	PTS	PIM	+/-	SOG
Mike York	(NJR) (EDM) (TOT)	69 12 81	18 2 20	39 2 41	57 4 61	16 0 16	8 -1 7	188 30 218	- - -	- - -	- - -	- - -	- - -	- - -
Mike Comrie		82	33	27	60	45	16	170	-	-	-	-	-	-
Anson Carter		82	28	32	60	25	3	181	-	-	-	-	-	-
Ryan Smyth		61	15	35	50	48	7	150	-	-	-	-	-	-
Janne Niinimaa		81	5	39	44	80	13	119	-	-	-	-	-	-
Jochen Hecht		82	16	24	40	60	4	211	-	-	-	-	-	-
Todd Marchant		82	12	22	34	41	7	124	-	-	-	-	-	-
Daniel Cleary		65	10	19	29	51	-1	75	-	-	-	-	-	-
Mike Grier		82	8	17	25	32	1	112	-	-	-	-	-	-
Eric Brewer		81	7	18	25	45	-5	165	-	-	-	-	-	-
X - Rem Murray		69	7	17	24	14	5	84	-	-	-	-	-	-
Shawn Horcoff		61	8	14	22	18	3	57	-	-	-	-	-	-
Georges Laracque		80	5	14	19	157	6	95	-	-	-	-	-	-
Jason Smith		74	5	13	18	103	14	85	-	-	-	-	-	-
X - Tom Poti		55	1	16	17	42	-6	100	-	-	-	-	-	-
Ethan Moreau		80	11	5	16	81	4	129	-	-	-	-	-	-
Josh Green		61	10	5	15	52	9	78	-	-	-	-	-	-
Marty Reasoner		52	6	5	11	41	0	66	-	-	-	-	-	-
X - Sean Brown		61	6	4	10	127	8	58	-	-	-	-	-	-
Steve Staios		73	5	5	10	108	10	101	-	-	-	-	-	-
Domenic Pittis		22	0	6	6	8	-2	18	-	-	-	-	-	-
Scott Ferguson		50	3	2	5	75	11	27	-	-	-	-	-	-
Brian Swanson		8	1	1	2	0	-1	7	-	-	-	-	-	-
Jason Chimera		3	1	0	1	0	-3	3	-	-	-	-	-	-
Tommy Salo (G)		69	0	1	1	2	n/a	n/a	-	-	-	-	n/a	n/a
Jani Rita		1	0	0	0	0	0	0	-	-	-	-	-	-
Ales Pasa		2	0	0	0	2	0	3	-	-	-	-	-	-
Ty Conklin (G)		4	0	0	0	0	n/a	n/a	-	-	-	-	n/a	n/a
Jussi Markkanen (G)		14	0	0	0	0	n/a	n/a	-	-	-	-	n/a	n/a
Sven Butenschon		14	0	0	0	4	0	8	-	-	-	-	-	-
Bench		-	-	-	-	6	-	-	-	-	-	-	-	-

GOALTENDER	REGULAR SEASON							PLAYOFFS						
	GP	MIN	GA	SO	GAA	SOG	SV%	W	L	T	OTL	GP	MIN	GA
Tommy Salo	69	4035	149	6	2.22	1713	0.913	30	25	10	3	-	-	-
Jussi Markkanen	14	784	24	2	1.84	336	0.928	6	3	2	1	-	-	-
Ty Conklin	4	148	4	0	1.63	66	0.939	2	0	0	0	-	-	-
Empty net goals	-	-	5	-	-	-	-	-	-	-	-	-	-	-

GAME-BY-GAME RESULTS

#	DATE	OPP	GF	GA	SCORE		RECORD			
					RES	W	L	T	OTL	TOTL
1	0.3	@ CGY	0	1	L	0	1	0	0	0
2	0.6	PHX	6	2	W	1	1	0	0	0
3	0.9	CHI	1	0	W	2	1	0	0	0
4	0.11	COL	5	3	W	3	1	0	0	0
5	0.13	@ NSH	4	3	W	4	1	0	0	0
6	0.14	@ MIN	3	3	T (OT)	4	1	1	0	0
7	0.16	TOR	1	4	L	4	2	1	0	0
8	0.18	@ COL	4	1	W	5	2	1	0	0
9	0.20	FLA	6	2	W	6	2	1	0	0
10	0.22	NSH	2	4	L	6	3	1	0	0
11	0.24	@ DET	1	4	L	6	4	1	0	0
12	0.25	@ CBJ	5	2	W	7	4	1	0	0
13	0.27	VAN	3	2	W	8	4	1	0	0
14	0.30	MTL	3	1	W	9	4	1	0	0
15	N.2	CBJ	1	2	L	9	5	1	0	0
16	N.4	@ MIN	2	0	W	10	5	1	0	0
17	N.6	@ BOS	0	1	L (OT)	10	5	1	1	0
18	N.9	@ CBJ	3	0	W	11	5	1	1	0
19	N.11	@ CAR	1	1	T (OT)	11	5	2	1	0
20	N.13	@ PHX	5	4	W (OT)	12	5	2	1	0
21	N.16	CHI	7	1	W	13	5	2	1	0
22	N.17	@ VAN	2	2	T (OT)	13	5	3	1	0
23	N.20	STL	2	0	W	14	5	3	1	0
24	N.22	LAK	2	4	L	14	6	3	1	0
25	N.24	@ COL	0	2	L	14	7	3	1	0
26	N.28	@ ANA	2	0	W	15	7	3	1	0
27	N.29	@ LAK	3	1	W	16	7	3	1	0
28	D.1	DAL	4	6	L	16	8	3	1	0
29	D.5	ANA	3	2	W (OT)	17	8	3	1	0
30	D.7	@ DAL	0	5	L	17	9	3	1	0
31	D.8	@ NSH	2	2	T (OT)	17	9	4	1	0
32	D.11	@ SJS	4	5	L (OT)	17	9	4	2	0
33	D.13	DET	1	2	L	17	10	4	2	0
34	D.14	TBL	2	1	W	18	10	4	2	0
35	D.16	@ PHI	3	2	W	19	10	4	2	0
36	D.18	@ NYJ	1	4	L	19	11	4	2	0
37	D.20	@ NJD	3	3	T (OT)	19	11	5	2	0
38	D.21	@ CHI	1	5	L	19	12	5	2	0
39	D.26	CGY	3	2	W	20	12	5	2	0
40	D.28	MIN	3	2	W	21	12	5	2	0
41	D.30	NJD	1	2	L	21	13	5	2	0
42	D.31	@ CGY	2	2	T (OT)	21	13	6	2	0
43	J.2	NYR	4	1	W	22	13	6	2	0
44	J.5	VAN	3	4	L	22	14	6	2	0
45	J.6	MTL	7	6	W	23	14	6	2	0
46	J.10	CAR	1	4	L	23	15	6	2	0
47	J.12	COL	2	2	T (OT)	23	15	7	2	0
48	J.14	@ CHI	1	2	L	23	16	7	2	0
49	J.15	@ STL	2	3	L	23	17	7	2	0
50	J.18	ANA	3	1	W	24	17	7	2	0
51	J.19	PIT	0	1	L	24	18	7	2	0
52	J.21	@ SJS	3	4	L	24	19	7	2	0
53	J.23	COL	2	4	L	24	20	7	2	0
54	J.26	TOR	4	1	W	25	20	7	2	0
55	J.28	DET	1	1	T (OT)	25	20	8	2	0
56	J.30	@ VAN	2	2	T (OT)	25	20	9	2	0
57	F.5	@ ATL	2	3	L	25	21	9	2	0
58	F.7	@ STL	1	3	L	25	22	9	2	0
59	F.8	@ DAL	1	1	T (OT)	25	22	10	2	0
60	F.10	@ PHX	4	3	W	26	22	10	2	0
61	F.12	SJS	2	3	L	26	23	10	2	0
62	F.28	NSH	2	3	L	26	24	10	2	0
63	M.2	STL	1	1	T (OT)	26	24	11	2	0
64	M.4	@ BUF	3	0	W	27	24	11	2	0
65	M.6	@ TBL	3	2	W	28	24	11	2	0
66	M.8	@ FLA	4	5	L	28	25	11	2	0
67	M.10	@ WSH	2	4	L	28	26	11	2	0
68	M.13	@ DET	3	4	L (OT)	28	26	11	3	0
69	M.14	@ OTT	4	1	W	29	26	11	3	0
70	M.16	WSH	4	1	W	30	26	11	3	0
71	M.20	SJS	2	1	W	31	26	11	3	0
72	M.23	CGY	3	1	W	32	26	11	3	0
73	M.24	@ VAN	2	0	W	33	26	11	3	0
74	M.26	CBJ	3	1	W	34	26	11	3	0
75	M.28	LAK	2	2	T (OT)	34	26	12	3	0
76	M.30	DAL	3	1	W	35	26	12	3	0
77	A.2	MIN	2	1	W (OT)	36	26	12	3	0
78	A.5	@ ANA	0	2	L	36	27	12	3	0
79	A.6	@ LAK	3	4	L (OT)	36	27	12	4	0
80	A.10	PHX	3	0	W	37	27	12	4	0
81	A.12	CGY	0	2	L	37	28	12	4	0
82	A.14	@ MIN	4	2	W	38	28	12	4	0
TEAM TOTALS					205	182	38	28	12	4

X - Denotes did not finish the season with the Oilers



EDMONTON OILERS 2002-03 RESULTS & STATISTICS

COACH	REGULAR SEASON							PLAYOFFS					
	GP	W	L	T	OTL	PTS	GF	GA	GP	W	L	GF	GA
Craig MacTavish	82	36	26	11	9	92	231	230	6	2	4	11	20

4th Northwest Division, 14th Overall. Playoffs: Lost Western Conference Quarter-Final 4-2 vs. Dallas.

PLAYER	REGULAR SEASON							PLAYOFFS						
	GP	G	A	PTS	PIM	+/-	SOG	GP	G	A	PTS	PIM	+/-	SOG
Ryan Smyth	66	27	34	61	67	5	199	6	2	0	2	16	-1	12
Todd Marchant	77	20	40	60	48	13	146	6	0	2	2	2	-1	5
X - Anson Carter	68	25	30	55	20	-11	176	-	-	-	-	-	-	-
Mike York	71	22	29	51	10	-8	177	6	0	2	2	2	2	4
Mike Comrie	69	20	31	51	90	-18	170	6	1	0	1	10	-1	9
Radek Dvorak	(NJR)	63	6	21	27	16	-3	134	-	-	-	-	-	-
	(EDM)	12	4	4	8	14	-3	32	4	1	0	1	0	0
	(TOT)	75	10	25	35	14	-6	166	4	1	0	1	0	0
Shawn Horcoff	78	12	21	33	55	10	98	6	3	1	4	6	1	7
Ethan Moreau	78	14	17	31	112	-7	137	6	0	1	1	16	-4	10
Marty Reasoner	70	11	20	31	28	19	102	6	1	0	1	2	-2	8
Ales Hensky	59	6	24	30	14	5	50	6	0	0	0	0	-5	7
Eric Brewer	80	8	21	29	45	-11	147	6	1	3	4	6	1	9
Brad Isbister	(NYI)	53	10	13	23	34	-9	90	-	-	-	-	-	-
	(EDM)	13	3	2	5	9	0	29	6	0	1	1	12	-1
	(TOT)	66	13	15	28	43	-9	119	6	0	1	1	12	-1
X - Janne Niinimaa	63	4	24	28	66	-7	90	-	-	-	-	-	-	-
Steve Staios	76	5	21	26	96	13	126	6	0	0	0	4	0	7
Jason Chimera	66	14	9	23	36	-2	90	2	0	2	2	0	2	3
Daniel Cleary	57	4	13	17	31	5	89	-	-	-	-	-	-	-
Fernando Pisani	35	8	5	13	10	9	32	6	1	0	1	2	-2	8
Georges Laraque	64	6	7	13	110	-4	46	6	1	3	4	4	2	8
Jason Smith	68	4	8	12	64	5	93	6	0	0	0	19	-2	6
Brian Swanson	44	2	10	12	10	-7	67	-	-	-	-	-	-	-
Cory Cross	(NJR)	26	0	4	4	16	13	18	-	-	-	-	-	-
	(EDM)	11	2	3	5	8	3	11	6	0	1	1	20	-3
	(TOT)	37	2	7	9	24	16	29	6	0	1	1	20	-3
Scott Ferguson	78	3	5	8	120	11	45	5	0	0	0	8	0	1
Alexei Semenov	46	1	6	7	58	-7	33	6	0	0	0	0	-1	2
Jiri Dopita	21	1	5	6	11	-4	23	-	-	-	-	-	-	-
Jani Rita	12	3	1	4	0	2	18	-	-	-	-	-	-	-
X - Ales Piza	48	1	3	4	24	11	34	-	-	-	-	-	-	-
Marc-Andre Bergeron	5	1	1	2	9	2	5	1	0	1	1	0	-1	3
X - Josh Green	20	0	2	2	12	-3	20	-	-	-	-	-	-	-
Jarret Stoll	4	0	1	1	0	-3	5	-	-	-	-	-	-	-
Jussi Markkanen (G)	22	0	1	1	2	n/a	n/a	1	0	0	0	0	n/a	n/a
Bobby Allen	1	0	0	0	0	0	0	-	-	-	-	-	-	-
Alex Henry	3	0	0	0	0	-1	0	-	-	-	-	-	-	-
Kari Haakana	13	0	0	0	4	-2	2	-	-	-	-	-	-	-
Tommy Salo (G)	65	0	0	0	4	n/a	n/a	6	0	1	1	0	n/a	n/a
Bench	-	-	-	-	16	-	-	-	-	-	-	2	-	-

GOALTENDER	REGULAR SEASON											PLAYOFFS							
	GP	MIN	GA	SO	GAA	SOG	SV%	W	L	T	OTL	GP	MIN	GA	GAA	SOG	SV%	W	L
Tommy Salo	65	3814	172	4	2.71	1708	0.899	29	21	8	6	6	343	18	3.15	161	0.888	2	4
Jussi Markkanen	22	1180	51	3	2.59	533	0.904	7	5	3	3	1	14	1	4.30	12	0.917	0	0
Empty net goals	-	-	7	-	-	-	-	-	-	-	-	-	-	-	-	-	-	-	-

GAME-BY-GAME RESULTS

#	DATE	OPP	GF	GA	SCORE	RES	W	L	TOTL
1	0.10	PHI	2	2	T (OT)	0	0	1	0
2	0.12	@ NSH	3	2	W	1	0	1	0
3	0.15	@ DAL	0	3	L	1	1	1	0
4	0.17	@ SJS	3	4	L	1	2	1	0
5	0.19	BOS	3	4	L	1	3	1	0
6	0.22	@ COL	3	3	T (OT)	1	3	2	0
7	0.24	STL	1	2	L	1	4	2	0
8	0.26	ANA	4	3	W	2	4	2	0
9	0.28	DAL	3	4	L (OT)	2	4	2	1
10	N.1	BUF	1	1	T (OT)	2	4	3	1
11	N.3	@ CHI	4	1	W	3	4	3	1
12	N.5	@ NYR	2	5	L	3	5	3	1
13	N.8	@ NYJ	2	4	L	3	6	3	1
14	N.9	@ BOS	6	3	W	4	6	3	1
15	N.11	@ MIN	1	6	L	4	7	3	1
16	N.12	@ BOS	3	2	W	5	7	3	1
17	N.15	STL	5	0	W	6	7	3	1
18	N.16	LAK	1	4	L	6	8	3	1
19	N.19	CHI	3	1	W	7	8	3	1
20	N.21	@ CGY	3	1	W	8	8	3	1
21	N.23	DET	1	1	T (OT)	8	8	4	1
22	N.25	@ DET	5	4	W (OT)	9	8	4	1
23	N.27	@ CBJ	3	1	W	10	8	4	1
24	N.30	COL	1	0	W	11	8	4	1
25	D.3	MIN	2	1	W (OT)	12	8	4	1
26	D.5	@ TBL	2	3	L	12	9	4	1
27	D.7	@ FLA	4	0	W	13	9	4	1
28	D.8	@ ATL	3	0	W	14	9	4	1
29	D.11	CAR	4	1	W	15	9	4	1
30	D.13	COL	4	3	W (OT)	16	9	4	1
31	D.14	VAN	3	6	L	16	10	4	1
32	D.17	@ MIN	3	4	L (OT)	16	10	4	2
33	D.19	@ COL	1	2	L	16	11	4	2
34	D.21	@ VAN	3	4	L (OT)	16	11	4	3
35	D.26	VAN	2	4	L	16	12	4	3
36	D.28	TOR	3	2	W (OT)	17	12	4	3
37	D.30	@ PHX	3	4	L (OT)	17	12	4	4
38	D.31	@ DAL	1	4	L	17	13	4	4
39	J.2	MIN	1	2	L (OT)	17	13	4	5
40	J.4	MTL	5	4	W (OT)	18	13	4	5
41	J.6	@ SJS	5	5	T (OT)	18	13	5	5
42	J.8	@ ANA	1	0	W	19	13	5	5
43	J.9	@ LAK	5	4	W	20	13	5	5
44	J.11	OTT	0	2	L	20	14	5	5
45	J.13	CBJ	8	5	W	21	14	5	5
46	J.16	LAK	2	0	W	22	14	5	5
47	J.18	NSH	2	3	L (OT)	22	14	5	6
48	J.20	@ CGY	3	4	L	22	15	5	6
49	J.22	DET	4	3	W (OT)	23	15	5	6
50	J.24	PHX	1	5	L	23	16	5	6
51	J.29	MIN	5	1	W	24	16	5	6
52	J.30	@ VAN	3	3	T (OT)	24	16	6	6
53	F.5	ANA	2	1	W	25	16	6	6
54	F.7	CGY	3	4	L	25	17	6	6
55	F.8	CHI	0	3	L	25	18	6	6
56	F.11	@ TOR	5	4	W	26	18	6	6
57	F.13	@ OTT	0	2	L	26	19	6	6
58	F.15	@ MTL	2	3	L	26	20	6	6
59	F.18	@ PIT	3	4	L (OT)	26	20	6	7
60	F.20	@ DET	2	6	L	26	21	6	7
61	F.22	VAN	2	3	L (OT)	26	21	6	8
62	F.23	ATL	3	3	T (OT)	26	21	7	8
63	F.25	@ COL	2	4	L	26	22	7	8
64	F.27	@ STL	1	4	L	26	23	7	8
65	M.1	@ CBJ	3	3	T (OT)	26	23	8	8
66	M.4	SJS	2	1	W	27	23	8	8
67	M.6	@ LAK	2	1	W	28	23	8	8
68	M.7	@ ANA	4	1	W	29	23	8	8
69	M.10	TOR	2	3	L	29	24	8	8
70	M.11	@ CGY	5	2	W	30	24	8	8
71	M.13	NYI	2	5	L	30	25	8	8
72	M.15	DAL	4	3	W	31	25	8	8
73	M.17	@ NSH	5	3	W	32	25	8	8
74	M.20	@ PHO	2	3	L (OT)	32	25	8	9
75	M.22	WSH	5	3	W	33	25	8	9
76	M.23	NSH	3	2	W (OT)	34	25	8	9
77	M.26	PHO	4	3	W	35	25	8	9
78	M.28	CBJ	4	0	W	36	25	8	9
79	M.30	@ Chi	4	4	T (OT)	36	25	9	9
80	M.31	@ Stl	5	5	T (OT)	36	25	10	9
81	A.3	SI	3	3	T (OT)	36	25	11	9
82	A.5	CGY	1	4	L	36	26	11	9
TEAM TOTALS			231	230		36	26	11	9

X - Denotes did not finish the season with the Oilers



EDMONTON OILERS 2003-04 RESULTS & STATISTICS

COACH	REGULAR SEASON								PLAYOFFS				
	GP	W	L	T	OTL	PTS	GF	GA	GP	W	L	GF	GA
Craig MacTavish	82	36	29	12	5	89	221	208	-	-	-	-	-
4th Northwest Division, 9th Western Conference, 17th Overall. Playoffs: Did Not Qualify.													

4th Northwest Division, 9th Western Conference, 17th Overall. Playoffs: Did Not Qualify.

PLAYER	REGULAR SEASON								PLAYOFFS							
	GP	G	A	PTS	PIM	+/-	SOG		GP	G	A	PTS	PIM	+/-	SOG	
Ryan Smyth	82	23	36	59	70	11	245		-	-	-	-	-	-	-	
Radek Dvorak	78	15	35	50	26	18	188		-	-	-	-	-	-	-	
Petr Nedved	(NJR)	65	14	17	31	42	-9	153	-	-	-	-	-	-	-	
	(EDM)	16	5	10	15	4	1	37	-	-	-	-	-	-	-	
	(TOT)	81	19	27	46	46	-8	190	-	-	-	-	-	-	-	
Mike York	61	16	26	42	15	18	144		-	-	-	-	-	-	-	
Shawn Horcoff	80	15	25	40	73	0	110		-	-	-	-	-	-	-	
Raffi Torres	80	20	14	34	65	12	136		-	-	-	-	-	-	-	
Ales Hemsky	71	12	22	34	14	-7	87		-	-	-	-	-	-	-	
Ethan Moreau	81	20	12	32	96	7	180		-	-	-	-	-	-	-	
Fernando Pisani	76	16	14	30	46	14	99		-	-	-	-	-	-	-	
Steve Staios	82	6	22	28	86	17	153		-	-	-	-	-	-	-	
Marc-Andre Bergeron	54	9	17	26	26	13	105		-	-	-	-	-	-	-	
Eric Brewer	77	7	18	25	67	-6	135		-	-	-	-	-	-	-	
Jarret Stoll	68	10	11	21	42	8	107		-	-	-	-	-	-	-	
Cory Cross	68	7	14	21	56	9	83		-	-	-	-	-	-	-	
Jason Smith	68	7	12	19	98	13	84		-	-	-	-	-	-	-	
Brad Isbister	51	10	8	18	54	-2	80		-	-	-	-	-	-	-	
Igor Ulanov	42	5	13	18	28	19	49		-	-	-	-	-	-	-	
Adam Oates	60	2	16	18	8	0	32		-	-	-	-	-	-	-	
Georges Laraque	66	6	11	17	99	7	54		-	-	-	-	-	-	-	
Jason Chimera	60	4	8	12	57	-1	79		-	-	-	-	-	-	-	
Marty Reasoner	17	2	6	8	10	5	28		-	-	-	-	-	-	-	
Scott Ferguson	52	1	5	6	80	-5	38		-	-	-	-	-	-	-	
Alexei Semenov	46	2	3	5	32	8	36		-	-	-	-	-	-	-	
Mike Bishai	14	0	2	2	19	0	14		-	-	-	-	-	-	-	
XPeter Sarno	6	1	0	1	2	2	5		-	-	-	-	-	-	-	
Mikko Luoma	3	0	1	1	0	0	4		-	-	-	-	-	-	-	
Tony Salmelainen	13	0	1	1	4	-1	17		-	-	-	-	-	-	-	
X - Tommy Salo (G)	44	0	1	1	2	n/a	n/a		-	-	-	-	-	n/a	n/a	
X - Stephen Valiquette (G)	1	0	0	0	0	n/a	n/a		-	-	-	-	-	n/a	n/a	
Doug Lynch	2	0	0	0	0	0	2		-	-	-	-	-	-	-	
Jani Rita	2	0	0	0	0	0	1		-	-	-	-	-	-	-	
Jussi Markkanen (NJR)	26	0	0	0	0	n/a	n/a		-	-	-	-	-	n/a	n/a	
	(EDM)	7	0	0	0	2	n/a	n/a	-	-	-	-	-	n/a	n/a	
	(TOT)	33	0	0	0	2	n/a	n/a	-	-	-	-	-	n/a	n/a	
Ty Conklin (G)	38	0	0	0	17	n/a	n/a		-	-	-	-	-	n/a	n/a	
Bench	-	-	-	-	22	-	-		-	-	-	-	-	-	-	

GOALTENDER	REGULAR SEASON											PLAYOFFS							
	GP	MIN	GA	SO	GAA	SOG	SV%	W	L	T	OTL	GP	MIN	GA	GAA	SOG	SV%	W	L
Jussi Markkanen (NJR)	26	1244	53	2	2.56	611	0.913	8	10	1	2	-	-	-	-	-	-	-	-
(EDM)	7	394	12	0	1.83	182	0.934	2	1	2	1	-	-	-	-	-	-	-	-
(TOT)	33	1638	65	2	2.38	793	0.918	10	11	3	3	-	-	-	-	-	-	-	-
Ty Conklin	38	2086	84	1	2.42	959	0.912	17	12	4	2	-	-	-	-	-	-	-	-
X - Tommy Salo	44	2487	107	3	2.58	1024	0.917	17	16	6	2	-	-	-	-	-	-	-	-
X - Stephen Valiquette	1	14	2	0	8.65	7	0.714	0	0	0	0	-	-	-	-	-	-	-	-
Emtv net goals	-	-	3	-	-	-	-	-	-	-	-	-	-	-	-	-	-	-	-

GAME-BY-GAME RESULTS

DATE				SCORE		RECORD				
#	DATE	OPP	GF	GA	RES	W	L	T	TOTL	
1	0.9	SJS	5	2	W	1	0	0	0	
2	0.11	@VAN	0	3	L	1	1	0	0	
3	0.14	@CGY	0	1	L	1	2	0	0	
4	0.16	BUF	4	1	W	2	2	0	0	
5	0.18	COL	6	3	W	3	2	0	0	
6	0.21	STL	4	6	L	3	3	0	0	
7	0.23	@COL	1	6	L	3	4	0	0	
8	0.25	CGY	2	4	L	3	5	0	0	
9	0.30	CBJ	4	3	W (OT)	4	5	0	0	
10	N.1	DET	4	4	T (OT)	4	5	1	0	
11	N.4	@MTL	4	2	W	5	5	1	0	
12	N.6	@TOR	3	3	T (OT)	5	5	2	0	
13	N.8	@OTT	1	4	L	5	6	2	0	
14	N.10	@NJR	5	4	W	6	6	2	0	
15	N.11	@BOS	3	4	L	6	7	2	0	
16	N.13	@MIN	2	0	W (OT)	7	7	2	0	
17	N.15	CHI	2	1	W (OT)	8	7	2	0	
18	N.18	CGY	5	2	W	9	7	2	0	
19	N.20	TOR	3	2	W	10	7	2	0	
20	N.22	MTL	3	4	L	10	8	2	0	
21	N.25	@CBJ	3	3	T (OT)	10	8	3	0	
22	N.26	@DET	1	7	L	10	9	3	0	
23	N.28	COL	1	4	L	10	10	3	0	
24	N.30	SJS	1	2	L	10	11	3	0	
25	D.3	MIN	0	1	L	10	12	3	0	
26	D.6	PIT	4	3	W	11	12	3	0	
27	D.9	CAR	2	3	L	11	13	3	0	
28	D.11	@SJS	2	2	T (OT)	11	13	4	0	
29	D.12	@PHX	3	3	T (OT)	11	13	5	0	
30	D.14	@ANA	3	2	W	12	13	5	0	
31	D.16	@LAK	2	4	L	12	14	5	0	
32	D.18	MIN	1	1	T (OT)	12	14	6	0	
33	D.20	VAN	0	3	L	12	15	6	0	
34	D.23	@CGY	1	2	L	12	16	6	0	
35	D.27	@VAN	6	2	W	13	16	6	0	
36	D.28	CGY	1	2	L	13	17	6	0	
37	D.30	MIN	2	2	T (OT)	13	17	7	0	
38	J.2	@MIN	2	1	W	14	17	7	0	
39	J.4	@CHI	4	3	W	15	17	7	0	
40	J.5	@NJD	2	3	L (OT)	15	17	7	1	
41	J.8	@NYI	2	3	L	15	18	7	1	
42	J.10	@PHI	3	0	W	16	18	7	1	
43	J.11	@WSH	0	1	L	16	19	7	1	
44	J.13	FLA	4	2	W	17	19	7	1	
45	J.15	ANA	1	0	W	18	19	7	1	
46	J.17	@NSH	1	2	L	18	20	7	1	
47	J.18	@CBJ	4	4	T (OT)	18	20	8	1	
48	J.20	DAL	3	0	W	19	20	8	1	
49	J.22	TBL	2	3	L	19	21	8	1	
50	J.24	NSH	3	4	L	19	22	8	1	
51	J.27	@COL	1	3	L	19	23	8	1	
52	J.29	CHI	5	2	W	20	23	8	1	
53	J.31	LAK	3	4	L	20	24	8	1	
54	F.2	ANA	2	1	W (OT)	21	24	8	1	
55	F.4	STL	5	3	W	22	24	8	1	
56	F.11	ATL	5	1	W	23	24	8	1	
57	F.13	@MIN	0	3	L	23	25	8	1	
58	F.15	@NSH	2	2	T (OT)	23	25	9	1	
59	F.16	@DET	1	2	L	23	26	9	1	
60	F.18	@COL	5	1	W	24	26	9	1	
61	F.21	VAN	4	3	W	(OT)	25	26	9	1
62	F.23	DET	1	1	T (OT)	25	26	10	1	
63	F.25	@ANA	2	4	L	25	27	10	1	
64	F.27	@PHX	7	2	W	26	27	10	1	
65	F.29	@DAL	4	5	L	(OT)	26	27	10	2
66	M.2	PHO	5	4	W	(OT)	27	27	10	2
67	M.4	@STL	1	1	T (OT)	27	27	11	2	
68	M.7	@CHI	4	3	W	(OT)	28	27	11	2
69	M.9	@CGY	1	1	T (OT)	28	27	12	2	
70	M.10	COL	2	3	L	(OT)	28	27	12	3
71	M.12	VAN	3	4	L	(OT)	28	27	12	4
72	M.14	OTT	3	1	W	29	27	12	4	
73	M.16	CBJ	3	2	W	30	27	12	4	
74	M.19	NSH	5	4	W	31	27	12	4	
75	M.21	@SJS	5	2	W	32	27	12	4	
76	M.22	@LAK	2	1	W	33	27	12	4	
77	M.24	DAL	3	4	L (OT)	33	27	12	5	
78	M.26	LAK	3	1	W	34	27	12	5	
79	M.28	PHX	4	2	W	35	27	12	5	
80	M.30	@STL	0	1	L	35	28	12	5	
81	M.31	@DAL	3	1	W	36	28	12	5	
82	A.3	@VAN	2	5	L	36	29	12	5	
TEAM TOTALS			221	208		36	29	12	5	



EDMONTON OILERS 2005-06 RESULTS & STATISTICS

COACH	REGULAR SEASON						PLAYOFFS					
	GP	W	L	OTL	PTS	GF	GA	GP	W	L	GF	GA
Craig MacTavish	82	41	28	13	95	256	251	24	15	9	70	61

3rd Northwest Division, 8th Western Conference, 14th Overall. Playoffs: Won Western Conference Quarter- Final 4-2 vs Detroit, Won Western Conference Semi-Final 4-2 vs San Jose, Won Western Conference Final 4-1 vs Anaheim, Lost Stanley Cup Final 4-3 vs Carolina.

	REGULAR SEASON							PLAYOFFS							
PLAYER	GP	G	A	PTS	PIM	+/-	SOG	GP	G	A	PTS	PIM	+/-	SOG	
Ales Hemsky	81	19	58	77	64	-5	178	24	6	11	17	14	-3	47	
Shawn Horcoff	79	22	51	73	85	0	167	24	7	12	19	12	4	41	
Jarret Stoll	82	22	46	68	74	4	243	24	4	6	10	24	-4	49	
Ryan Smyth	75	36	30	66	58	-5	230	24	7	9	13	22	-2	60	
Chris Pronger	80	12	44	56	74	2	155	24	5	16	21	26	10	61	
Sergei Samsonov	(BOS)	55	18	19	37	22	-3	107	-	-	-	-	-	-	
	(EDM)	19	5	11	16	6	0	36	24	4	11	15	14	2	40
	(TOT)	74	23	30	53	28	-3	143	24	4	11	15	14	2	40
Jaroslav Spacek	(CHI)	45	7	17	24	72	8	80	-	-	-	-	-	-	
	(EDM)	31	5	14	19	24	3	70	24	3	11	14	24	-3	43
	(TOT)	76	12	31	43	96	11	150	24	3	11	14	24	-3	43
Raffi Torres		82	27	14	41	50	4	164	22	4	7	11	16	2	42
Fernando Pisani		80	18	19	37	42	5	131	24	14	4	18	10	4	49
Marc-Andre Bergeron		75	15	20	35	38	3	144	18	2	1	3	14	0	17
Radek Dvorak		64	8	20	28	26	-2	131	16	0	2	2	4	-1	32
Steve Staios		82	8	20	28	84	10	140	24	1	5	6	28	0	28
Ethan Moreau		74	11	16	27	87	6	151	21	2	1	3	19	0	40
X - Marty Reasoner		58	9	17	26	20	-12	63	-	-	-	-	-	-	
Michael Peca		71	9	14	23	56	-4	108	24	6	5	11	20	5	43
Jason Smith		76	4	13	17	84	1	79	24	1	4	5	16	5	14
Dick Tarnstrom	(PIT)	33	5	5	10	52	-10	40	-	-	-	-	-	-	
	(EDM)	22	1	3	4	24	-5	20	12	0	2	2	10	1	7
	(TOT)	55	6	8	14	76	-15	60	12	0	2	2	10	1	7
Georges Laraque		72	2	10	12	73	-5	50	15	1	1	2	44	2	6
Igor Ulanov		37	3	6	9	29	-11	29	-	-	-	-	-	-	
Todd Harvey		63	5	2	7	32	-7	45	10	1	1	2	4	0	6
X - Cory Cross		34	2	3	5	38	-5	20	-	-	-	-	-	-	
X - Jani Rita		21	3	0	3	6	0	13	-	-	-	-	-	-	
Rem Murray		9	1	1	2	2	1	6	24	0	4	4	2	0	14
X - Alexei Semenov		11	1	1	2	17	-3	3	-	-	-	-	-	-	
Matt Greene		27	0	2	2	43	-6	10	18	0	1	1	34	1	4
Marc-Antoine Pouliot		8	1	0	1	0	1	5	-	-	-	-	-	-	
Brad Winchester		19	0	1	1	21	-2	19	10	1	2	3	4	-2	9
Dwayne Roloson	(MIN)	24	0	0	0	6	n/a	n/a	-	-	-	-	n/a	n/a	
	(EDM)	19	0	1	1	2	n/a	n/a	18	0	2	2	14	n/a	n/a
	(TOT)	30	0	1	1	8	n/a	n/a	18	0	2	2	14	n/a	n/a
Jussi Markkannen (G)		37	0	1	1	0	n/a	n/a	6	0	0	0	0	n/a	n/a
Mathieu Roy		1	0	0	0	0	-1	0	-	-	-	-	-	-	
X - Yan Stastny		3	0	0	0	0	-2	1	-	-	-	-	-	-	
Krys Kolanos	(PHX)	9	2	1	3	2	2	15	-	-	-	-	-	-	
	(EDM)	6	0	0	0	2	-1	7	-	-	-	-	-	-	
	(TOT)	15	2	1	3	4	1	22	-	-	-	-	-	-	
Jean-Francois Jacques		7	0	0	0	0	-3	8	-	-	-	-	-	-	
Dan Smith		7	0	0	0	7	1	1	-	-	-	-	-	-	
Kyle Brodziak		10	0	0	0	4	-4	7	-	-	-	-	-	-	
Danny Syvret		10	0	0	0	6	-1	8	-	-	-	-	-	-	
Ty Conklin		18	0	0	0	2	n/a	n/a	-	-	-	-	n/a	n/a	
Mike Morrison		21	0	0	0	2	n/a	n/a	-	-	-	-	n/a	n/a	
Toby Petersen		-	-	-	-	-	-	-	2	1	0	1	0	1	3
Bench		-	-	-	-	22	-	-	-	-	-	-	10	-	-

GOALTENDER	REGULAR SEASON										PLAYOFFS							
	GP	MIN	GA	SO	GAA	SOG	SV%	W	L	T	OTL	GP	MIN	GA	GAA	SOG	SV%	W
Jussi Markkannen	37	2016	105	0	3.13	873	0.880	15	12	6	6	360	132.16	1370.905				
Dwayne Roloson (MIN)	24	1361	68	1	3.00	759	0.910	6	17	1	-	-	-	-	-	-	-	-
(EDM)	19	1163	47	1	2.43	497	0.905	8	7	4	18	1160	452.33	6180.927			12	5
(TOT)	43	2524	115	2	2.73	1256	0.908	14	24	5	18	1160	452.33	6180.927			12	5
Ty Conklin		18	922	43	1	2.80	3590.880	8	5	1	1	6	10.71	3	0.667	0	1	
X - Mike Morrison		21	891	42	0	2.83	3610.884	10	4	2	-	-	-	-	-	-	-	-
Empty net goals		-	-	5	-	-	-	-	-	-	-	-	2	-	-	-	-	-

X - Denotes did not finish the season with the Oilers

GAME-BY-GAME RESULTS

DATE OF GAME RESULTS				SCORE		RECORD		
#	DATE	OPP	GF	GA	RES	W	L	OTL
1	0.5	VAN	4	3	W (SO)	1	0	0
2	0.8	@ ANA	4	2	W	2	0	0
3	0.10	@ LAK	1	3	L	3	1	0
4	0.11	DAL	2	3	L	3	2	0
5	0.14	@ CGY	0	3	L	3	3	0
6	0.15	@ CGY	1	3	L	3	4	1
7	0.18	PHX	3	4	L (OT)	3	3	1
8	0.20	@ CGY	1	3	L	3	5	1
9	0.21	COL	1	7	L	3	5	1
10	0.25	@ COL	3	5	L	3	6	1
11	0.28	@ DAL	5	3	W	4	6	1
12	0.29	@ NSH	5	1	W	5	6	1
13	N.1	CBJ	5	1	W	6	6	1
14	N.3	@ DET	4	3	W (OT)	7	6	1
15	N.4	@ STL	7	2	W	8	6	1
16	N.7	@ DAL	0	4	L	8	7	1
17	N.8	@ NSH	2	3	L	8	8	1
18	N.11	@ CBJ	3	1	W	9	8	1
19	N.13	@ CHI	1	3	L	9	9	1
20	N.14	@ COL	5	2	W	10	9	1
21	N.17	DET	6	5	W (OT)	11	9	1
22	N.19	CHI	3	4	L	11	10	1
23	N.21	SJS	2	1	W (SO)	12	10	1
24	N.23	@ MIN	4	3	W	13	10	1
25	N.25	@ CGY	2	1	W (SO)	14	10	1
26	N.29	COL	2	3	L	14	11	1
27	D.1	VAN	5	3	W	15	11	1
28	D.3	BOS	4	5	L (OT)	15	11	2
29	D.8	@ PHI	3	2	W	16	11	2
30	D.10	@ NYI	2	3	L (SO)	16	11	3
31	D.13	@ NYJ	1	2	L (SO)	16	11	4
32	D.15	MTL	5	3	W	17	11	4
33	D.17	@ VAN	5	4	W (OT)	18	11	4
34	D.19	CGY	5	4	W	19	11	4
35	D.21	@ VAN	7	6	W	20	11	4
36	D.23	LAK	5	3	W	21	11	4
37	D.26	MIN	1	4	L	21	12	4
38	D.28	MIN	2	4	L	21	13	4
39	D.30	NSH	4	2	W	22	13	4
40	D.31	@ CGY	5	6	L	22	14	4
41	J.3	CHI	5	0	W	23	14	4
42	J.7	TOR	2	3	L	23	15	4
43	J.10	@ PIT	3	1	W	24	15	4
44	J.12	@ NYR	4	5	L (OT)	24	15	5
45	J.14	OTT	3	5	L	24	16	5
46	J.16	BUF	1	3	L	24	17	5
47	J.19	@ SJS	3	2	W (SO)	25	17	5
48	J.21	@ PHX	3	4	L (SO)	25	17	6
49	J.23	CGY	1	3	L	25	18	6
50	J.25	@ ANA	6	3	W	26	18	6
51	J.26	@ LAK	5	3	W	27	18	6
52	J.29	@ PHX	4	3	W (SO)	28	18	6
53	F.2	CBJ	1	2	L (SO)	28	18	7
54	F.4	VAN	3	1	W	29	18	7
55	F.6	ANA	6	5	W (SO)	30	18	7
56	F.7	@ COL	2	5	L	30	19	7
57	F.10	MIN	3	6	L	30	20	7
58	F.12	STL	4	5	L (SO)	30	20	8
59	M.1	STL	2	4	L	30	21	8
60	M.3	SJS	3	2	W	31	21	8
61	M.5	NSH	3	2	W (OT)	32	21	8
62	M.7	DAL	3	4	L (SO)	32	21	9
63	M.9	@ SJS	2	5	L	32	22	9
64	M.11	@ CBJ	3	4	L (OT)	32	22	10
65	M.12	@ MIN	3	4	L	32	23	10
66	M.14	@ MIN	2	1	W	33	23	10
67	M.16	CGY	3	2	W (OT)	34	23	10
68	M.18	DET	3	4	L (SO)	34	23	11
69	M.21	VAN	1	4	L	34	24	11
70	M.23	@ VAN	4	4	L (SO)	34	24	12
71	M.25	@ VAN	3	2	W	35	24	12
72	M.26	@ COL	4	3	W (SO)	36	24	12
73	M.28	MIN	2	3	L	36	25	12
74	M.30	LAK	4	0	W	37	25	12
75	A.1	CGY	1	4	L	37	26	12
76	A.1	PHX	7	1	W	38	26	12
77	A.6	@ MIN	1	2	L (SO)	38	26	13
78	A.7	@ CHI	4	3	W (OT)	39	26	13
79	A.9	@ STL	1	2	L	39	27	13
80	A.11	@ DET	0	2	L	39	28	13
81	A.13	ANA	2	1	W	40	28	13
82	A.17	COL	4	2	W	41	28	13
TEAM TOTALS			256	251		41	28	13



EDMONTON OILERS 2006-07 RESULTS & STATISTICS

COACH	REGULAR SEASON						PLAYOFFS					
	GP	W	L	OTL	PTS	GF	GA	GP	W	L	GF	GA
Craig MacTavish	82	32	43	7	71	195	248	-	-	-	-	-

5th Northwest Division, 12th Western Conference, 25th Overall. Playoffs: Did Not Qualify

PLAYER	REGULAR SEASON							PLAYOFFS						
	GP	G	A	PTS	PIM	+/-	SOG	GP	G	A	PTS	PIM	+/-	SOG
X - Ryan Smyth	53	31	22	53	38	2	161	-	-	-	-	-	-	-
Petr Sykora	82	22	31	53	40	-20	206	-	-	-	-	-	-	-
Ales Hemsky	64	13	40	53	40	-7	122	-	-	-	-	-	-	-
Shawn Horcoff	80	16	35	51	56	-22	168	-	-	-	-	-	-	-
Jarret Stoll	51	13	26	39	48	2	115	-	-	-	-	-	-	-
Raffi Torres	82	15	19	34	88	-7	154	-	-	-	-	-	-	-
Joffrey Lupul	81	16	12	28	45	-29	172	-	-	-	-	-	-	-
Fernando Pisani	77	14	14	28	40	-1	142	-	-	-	-	-	-	-
X - Marc-Andre Bergeron	55	8	17	25	28	-9	111	-	-	-	-	-	-	-
Marty Reasoner	72	6	14	20	60	-15	84	-	-	-	-	-	-	-
Steve Staios	58	2	15	17	97	-5	71	-	-	-	-	-	-	-
Patrick Thoresen	68	4	12	16	52	-1	73	-	-	-	-	-	-	-
Daniel Tjernqvist	37	3	12	15	30	3	33	-	-	-	-	-	-	-
Toby Petersen	64	6	9	15	4	-18	92	-	-	-	-	-	-	-
Petr Nedved	(PHI)	21	1	6	7	18	-20	18	-	-	-	-	-	-
(EDM)	19	1	4	5	10	-5	21	-	-	-	-	-	-	-
(TOT)	40	2	10	12	28	-25	39	-	-	-	-	-	-	-
Marc-Antoine Pouliot	46	4	7	11	18	-2	73	-	-	-	-	-	-	-
Jason Smith	82	2	9	11	103	-13	61	-	-	-	-	-	-	-
Ladislav Smid	77	3	7	10	37	-16	53	-	-	-	-	-	-	-
Matt Greene	78	1	9	10	109	-22	52	-	-	-	-	-	-	-
Brad Winchester	59	4	5	9	86	-10	66	-	-	-	-	-	-	-
Jan Hejda	39	1	8	9	20	-6	33	-	-	-	-	-	-	-
Tom Gilbert	12	1	5	6	0	-1	13	-	-	-	-	-	-	-
Dwayne Roloson (G)	68	0	3	3	12	n/a	n/a	-	-	-	-	-	n/a	n/a
Mathieu Roy	16	2	0	2	30	-7	18	-	-	-	-	-	-	-
Robert Nilsson	4	1	0	1	4	-1	8	-	-	-	-	-	-	-
Kyle Brodziak	6	1	0	1	2	0	11	-	-	-	-	-	-	-
Ethan Moreau	7	1	0	1	12	-4	18	-	-	-	-	-	-	-
Zack Stortini	29	1	0	1	105	-7	17	-	-	-	-	-	-	-
Danny Syvret	16	0	1	1	6	-10	15	-	-	-	-	-	-	-
Rob Schremp	1	0	0	0	0	0	2	-	-	-	-	-	-	-
Sebastien Bisailon	2	0	0	0	0	-1	3	-	-	-	-	-	-	-
Alexei Mikhnov	2	0	0	0	0	0	0	-	-	-	-	-	-	-
Bryan Young	15	0	0	0	10	-8	2	-	-	-	-	-	-	-
Jussi Markkanen (G)	22	0	0	0	0	n/a	n/a	-	-	-	-	-	n/a	n/a
Jean-Francois Jacques	37	0	0	0	33	-11	23	-	-	-	-	-	-	-
Bench	-	-	-	-	22	-	-	-	-	-	-	-	-	-

GOALTENDER	REGULAR SEASON							PLAYOFFS						
	GP	MIN	GA	SO	GAA	SOG	SV%	W	L	OTL	GP	MIN	GA	GAA
Dwayne Roloson	68	3932	180	4	2.75	1969	0.908	27	34	6	-	-	-	-
Jussi Markkanen	22	992	52	0	3.14	457	0.886	5	9	1	-	-	-	-
Empty net goals	-	-	13	-	-	-	-	-	-	-	-	-	-	-

GAME-BY-GAME RESULTS

#	DATE	OPP	SCORE		RES	RECORD		L	OTL
			GF	GA		W	L		
1	O. 5	CGY	3	1	W	1	0	0	0
2	O. 7	@ CGY	1	2	L	1	1	0	0
3	O. 12	SJS	6	4	W	2	1	0	0
4	O. 14	@ COL	4	3	W	3	1	0	0
5	O. 16	@ VAN	1	2	L	3	2	0	0
6	O. 17	VAN	2	1	W	4	2	0	0
7	O. 21	DET	3	1	W	5	2	0	0
8	O. 23	PHX	5	2	W	6	2	0	0
9	O. 25	@ ANA	2	6	L	6	3	0	0
10	O. 26	@ PHX	2	6	L	6	4	0	0
11	O. 28	WSH	4	0	W	7	4	0	0
12	N. 1	NSH	3	5	L	7	5	0	0
13	N. 3	DAL	2	3	L	7	6	0	0
14	N. 7	@ MTL	2	3	L (SO)	7	7	1	0
15	N. 8	@ DET	0	3	L	7	8	1	0
16	N. 10	@ CBJ	4	1	W	8	7	1	0
17	N. 12	@ STL	3	5	L	8	8	1	0
18	N. 13	@ COL	2	1	W	9	8	1	0
19	N. 16	STL	6	2	W	10	8	1	0
20	N. 18	DET	4	3	W (SO)	11	8	1	0
21	N. 21	CGY	2	1	W	12	8	1	0
22	N. 24	CHI	5	1	W	13	8	1	0
23	N. 28	ANA	2	3	L (OT)	13	9	2	0
24	N. 30	COL	3	7	L	13	10	2	0
25	D. 2	CBJ	0	4	L	13	11	2	0
26	D. 4	@ VAN	4	0	W	14	10	2	0
27	D. 6	CAR	3	1	W	15	10	2	0
28	D. 8	@ DAL	2	0	W	16	10	2	0
29	D. 10	@ CHI	1	4	L	16	11	2	0
30	D. 12	@ NSH	2	3	L	16	12	2	0
31	D. 14	MIN	3	1	W	17	12	2	0
32	D. 15	@ COL	1	4	L	17	13	2	0
33	D. 19	COL	6	7	L	17	14	2	0
34	D. 21	@ PHX	3	2	W	18	14	2	0
35	D. 23	@ DAL	2	3	L	18	15	2	0
36	D. 28	LAK	4	7	L	18	16	2	0
37	D. 30	VAN	2	6	L	18	17	2	0
38	D. 31	@ CGY	2	4	L	18	18	2	0
39	J. 2	FLA	4	1	W	19	18	2	0
40	J. 4	DAL	5	6	L (SO)	19	18	3	0
41	J. 5	@ VAN	2	3	L (OT)	19	19	3	0
42	J. 8	@ LAK	1	2	W (OT)	20	18	4	0
43	J. 10	@ SJS	3	2	W	21	18	4	0
44	J. 12	MIN	2	4	L	21	19	4	0
45	J. 13	@ CGY	1	3	L	21	20	4	0
46	J. 16	@ MIN	2	1	W	22	20	4	0
47	J. 18	ANA	4	1	W	23	20	4	0
48	J. 20	CGY	0	4	L	23	21	4	0
49	J. 26	SJS	1	5	L	23	22	4	0
50	J. 27	LAK	4	3	W	24	22	4	0
51	J. 31	CBJ	5	2	W	25	22	4	0
52	F. 1	@ VAN	3	5	L	25	23	4	0
53	F. 3	@ COL	3	2	W	26	23	4	0
54	F. 6	VAN	2	5	L	26	24	4	0
55	F. 9	CHI	2	1	W	27	24	4	0
56	F. 11	ATL	5	1	W	28	24	4	0
57	F. 13	@ BOS	0	3	L	28	25	4	0
58	F. 15	@ BUF	1	2	L (OT)	28	25	5	0
59	F. 17	@ TOR	3	4	L	28	26	5	0
60	F. 20	@ OTT	4	4	L (SO)	28	26	6	0
61	F. 22	@ CBJ	4	0	W	29	26	6	0
62	F. 23	@ DET	4	3	W (SO)	30	26	6	0
63	F. 25	@ MIN	1	4	L	30	27	6	0
64	F. 27	PHX	0	3	L	30	28	6	0
65	M. 1	MIN	0	5	L	30	29	6	0
66	M. 3	CGY	2	4	L	30	30	6	0
67	M. 7	TBL	1	3	L	30	31	6	0
68	M. 9	@ ANA	1	5	L	30	32	6	0
69	M. 11	@ SJS	0	3	L	30	33	6	0
70	M. 12	@ LAK	1	5	L	30	34	6	0
71	M. 15	MIN	1	2	L	30	35	6	0
72	M. 17	STL	2	3	L (OT)	30	35	7	0
73	M. 19	VAN	1	2	L	30	36	7	0
74	M. 21	COL	1	5	L	30	37	7	0
75	M. 23	COL	4	3	W (SO)	31	37	7	0
76	M. 24	NSH	0	4	L	31	38	7	0
77	M. 27	@ NSH	3	4	L	31	39	7	0
78	M. 29	@ STL	2	5	L	31	40	7	0
79	A. 1	@ CHI	1	2	L	31	41	7	0
80	A. 3	@ MIN	0	3	L	31	42	7	0
81	A. 5	@ MIN	0	3	L	31	43	7	0
82	A. 7	@ CGY	3	2	W	32	43	7	0

TEAM TOTALS 195 248

X - Denotes did not finish the season with the Oilers



EDMONTON OILERS 2007-08 RESULTS & STATISTICS

COACH	REGULAR SEASON						PLAYOFFS					
	GP	W	L	OTL	PTS	GF	GA	GP	W	L	GF	GA
Craig MacTavish	82	41	35	6	88	235	251	-	-	-	-	-

4th Northwest Division, 9th Western Conference, 19th Overall. Playoffs: Did Not Qualify

PLAYER	REGULAR SEASON							PLAYOFFS						
	GP	G	A	PTS	PIM	+/-	SOG	GP	G	A	PTS	PIM	+/-	SOG
Ales Hemsky	74	20	51	71	34	-9	184	-	-	-	-	-	-	-
Shawn Horcoff	53	21	29	50	30	1	115	-	-	-	-	-	-	-
Sam Gagner	79	13	36	49	23	-21	135	-	-	-	-	-	-	-
Dustin Penner	82	23	24	47	45	-12	201	-	-	-	-	-	-	-
Andrew Coglian	82	18	27	45	20	1	98	-	-	-	-	-	-	-
Robert Nilsson	71	10	31	41	22	8	102	-	-	-	-	-	-	-
Jarret Stoll	81	14	22	36	74	-23	187	-	-	-	-	-	-	-
Tom Gilbert	82	13	20	33	20	-6	98	-	-	-	-	-	-	-
Kyle Brodziak	80	14	17	31	33	-6	125	-	-	-	-	-	-	-
Joni Pitkanen	63	8	18	26	56	-5	101	-	-	-	-	-	-	-
Curtis Glencross (CBJ)	36	6	6	12	25	3	63	-	-	-	-	-	-	-
(EDM)	26	9	4	13	28	5	41	-	-	-	-	-	-	-
(TOT)	62	15	10	25	53	8	104	-	-	-	-	-	-	-
Marty Reasoner	82	11	14	25	50	-17	113	-	-	-	-	-	-	-
Fernando Pisani	56	13	9	22	28	-5	96	-	-	-	-	-	-	-
Dennis Grebeshkov	71	3	15	18	22	2	34	-	-	-	-	-	-	-
Steve Staios	82	7	9	16	121	-14	73	-	-	-	-	-	-	-
Geoff Sanderson	41	3	10	13	16	-7	40	-	-	-	-	-	-	-
Zack Stortini	66	3	9	12	201	3	38	-	-	-	-	-	-	-
Raffi Torres	32	5	6	11	36	-4	87	-	-	-	-	-	-	-
Sheldon Souray	26	3	7	10	36	-7	71	-	-	-	-	-	-	-
Ethan Moreau	25	5	4	9	39	-4	54	-	-	-	-	-	-	-
Marc-Antoine Pouliot	24	1	6	7	12	-1	32	-	-	-	-	-	-	-
X - Dick Tarnstrom	29	1	4	5	40	-6	22	-	-	-	-	-	-	-
Ladislav Smid	65	0	4	4	58	-15	45	-	-	-	-	-	-	-
X - Patrick Thoresen	17	2	1	3	6	-4	18	-	-	-	-	-	-	-
Mathieu Roy	13	0	1	1	27	0	8	-	-	-	-	-	-	-
Dwayne Roloson (G)	43	0	1	1	2	n/a	n/a	-	-	-	-	-	n/a	n/a
Matt Greene	46	0	1	1	53	-3	28	-	-	-	-	-	-	-
Mathieu Garon (G)	47	0	0	0	8	n/a	n/a	-	-	-	-	-	n/a	n/a
Allan Rourke	13	0	0	0	5	-1	4	-	-	-	-	-	-	-
Jean-Francois Jacques	9	0	0	0	2	-3	2	-	-	-	-	-	-	-
Rob Schremp	2	0	0	0	0	-1	3	-	-	-	-	-	-	-
Bryan Young	2	0	0	0	0	-1	0	-	-	-	-	-	-	-
Liam Reddox	1	0	0	0	0	-1	1	-	-	-	-	-	-	-
Theo Peckham	1	0	0	0	2	0	0	-	-	-	-	-	-	-
Bench	-	-	-	-	26	-	-	-	-	-	-	-	-	-

GOALTENDER	REGULAR SEASON							PLAYOFFS						
	GP	MIN	GA	SO	GAA	SOG	SV%	GP	MIN	GA	GAA	SOG	SV%	W L
Mathieu Garon	47	2658	118	4	2.66	1359	0.913	26	18	1	-	-	-	-
Dwayne Roloson	43	2340	119	0	3.05	1204	0.901	15	17	5	-	-	-	-
Empty net goals	-	-	10	-	-	-	-	-	-	-	-	-	-	-

GAME-BY-GAME RESULTS

#	DATE	OPP	GF	GA	SCORE	RES	W	L	TOTL
1	0.4	SJ	3	2	W (SO)	1	0	0	
2	0.6	PHI	5	3	W	2	0	0	
3	0.8	@ DET	2	4	L	2	1	0	
4	0.10	@ MIN	0	2	L	2	2	0	
5	0.12	VAN	2	5	L	2	2	3	0
6	0.13	@ VAN	1	4	L	2	4	0	
7	0.18	@ PHX	4	2	W	3	4	0	
8	0.20	@ CGY	1	4	L	3	5	0	
9	0.23	COL	2	4	L	3	6	0	
10	0.25	MIN	5	4	W (SO)	4	6	0	
11	0.27	@ LAK	1	4	L	4	7	0	
12	0.28	@ ANA	3	2	W (SO)	5	7	0	
13	0.30	DET	1	2	L	5	8	0	
14	N.2	NSH	1	4	L	5	9	0	
15	N.5	@ MIN	2	5	L	5	10	0	
16	N.7	@ COL	3	4	L (SO)	5	10	1	
17	N.10	@ CGY	4	2	W	6	10	1	
18	N.14	@ VAN	1	0	W (SO)	7	10	1	
19	N.15	MIN	2	4	L	7	11	1	
20	N.17	CGY	1	3	L	7	12	1	
21	N.20	VAN	5	4	W (SO)	8	12	1	
22	N.22	COL	2	3	L	8	13	1	
23	N.24	CHI	3	2	W (SO)	9	13	1	
24	N.26	CBJ	3	1	W	10	13	1	
25	N.28	@ COL	2	4	L	10	14	1	
26	N.30	ANA	5	1	W	11	14	1	
27	D.2	@ ANA	4	0	W	12	14	1	
28	D.3	@ LA	4	3	W (SO)	13	14	1	
29	D.5	PIT	2	4	L	13	15	1	
30	D.7	STL	3	4	L	13	16	1	
31	D.10	@ DAL	4	5	L (OT)	13	16	2	
32	D.11	@ STL	5	4	W (SO)	14	16	2	
33	D.13	@ DET	4	3	W (SO)	15	16	2	
34	D.15	VAN	2	1	W (SO)	16	16	2	
35	D.18	DAL	1	2	L (SO)	16	16	3	
36	D.21	NJD	1	3	L	16	17	3	
37	D.23	@ CHI	2	3	L	16	18	3	
38	D.27	ANA	1	2	L	16	19	3	
39	D.29	@ MIN	4	5	L (OT)	16	19	4	
40	D.31	@ CBJ	2	4	L	16	20	4	
41	J.2	@ STL	3	2	W (OT)	17	20	4	
42	J.3	@ NSH	2	5	L	17	21	4	
43	J.5	NYR	3	2	W	18	21	4	
44	J.7	NYI	4	0	W	19	21	4	
45	J.10	PHO	5	2	W	20	21	4	
46	J.13	CGY	2	1	W	21	21	4	
47	J.15	LAK	1	3	L	21	22	4	
48	J.17	@ WSH	4	5	L (SO)	21	22	5	
49	J.18	@ CAR	2	7	L	21	23	5	
50	J.20	@ ATL	4	2	W	22	23	5	
51	J.22	@ TBL	3	4	L	22	24	5	
52	J.24	@ FLA	4	3	W (SO)	23	24	5	
53	J.29	SJS	0	3	L	23	25	5	
54	F.1	DAL	1	4	L	23	26	5	
55	F.4	CGY	5	0	W	24	26	5	
56	F.6	CHI	4	1	W	25	26	5	
57	F.9	@ CGY	1	4	L	25	27	5	
58	F.12	MIN	4	2	W	26	27	5	
59	F.14	@ SJS	3	2	W	27	27	5	
60	F.16	@ VAN	2	4	L	27	28	5	
61	F.19	@ NSH	4	5	L	27	29	5	
62	F.22	@ DAL	2	5	L	27	30	5	
63	F.24	COL	3	2	W	28	30	5	
64	F.26	DET	4	3	W (SO)	29	30	5	
65	F.28	LAK	5	4	W	30	30	5	
66	M.2	CBJ	4	3	W (SO)	31	30	5	
67	M.4	NSH	1	5	L	31	31	5	
68	M.7	@ CBJ	2	1	W (OT)	32	31	5	
69	M.9	@ CHI	6	5	W (OT)	33	31	5	
70	M.11	STL	4	3	W (OT)	34	31	5	
71	M.13	@ COL	1	5	L	34	32	5	
72	M.15	@ PHX	5	2	W	35	32	5	
73	M.16	@ SJS	2	1	W (SO)	36	32	5	
74	M.18	PHX	8	4	W	37	32	5	
75	M.20	VAN	1	4	L	37	33	5	
76	M.22	COL	7	5	W	38	33	5	
77	M.24	MIN	5	3	W	39	33	5	
78	M.26	@ MIN	1	3	L	39	34	5	
79	M.28	@ COL	4	5	L (SO)	39	34	6	
80	M.29	@ CGY	2	1	W	40	34	6	
81	A.1	CGY	2	3	L	40	35	6	
82	A.3	@ VAN	2	1	W	41	35	6	
TEAM TOTALS			235	251		41	35	6	

X - Denotes did not finish the season with the Oilers



EDMONTON OILERS 2008-09 RESULTS & STATISTICS

COACH	REGULAR SEASON						PLAYOFFS					
	GP	W	L	OTL	PTS	GF	GA	GP	W	L	GF	GA
Craig MacTavish	82	38	35	9	85	234	248	-	-	-	-	-

4th Northwest Division, 11th Western Conference, 21st Overall. Playoffs: Did Not Qualify

PLAYER	REGULAR SEASON							PLAYOFFS						
	GP	G	A	PTS	PIM	+/-	SOG	GP	G	A	PTS	PIM	+/-	SOG
Ales Hemsky	72	23	43	66	32	1	185	-	-	-	-	-	-	-
Sheldon Souray	81	23	30	53	98	1	268	-	-	-	-	-	-	-
Shawn Horcoff	80	17	36	53	39	7	178	-	-	-	-	-	-	-
Tom Gilbert	82	5	40	45	26	6	107	-	-	-	-	-	-	-
Ales Kotalik	(BUF)	56	13	19	32	28	-7	153	-	-	-	-	-	-
	(EDM)	19	7	4	11	6	2	55	-	-	-	-	-	-
	(TOT)	75	20	23	43	34	-5	208	-	-	-	-	-	-
Sam Gagner	76	16	25	41	51	-1	156	-	-	-	-	-	-	-
Denis Grebeshkov	72	7	32	39	38	12	62	-	-	-	-	-	-	-
Andrew Coglian	82	18	20	38	22	-6	116	-	-	-	-	-	-	-
Dustin Penner	78	17	20	37	61	7	137	-	-	-	-	-	-	-
Lubomir Visnovsky	50	8	23	31	30	6	86	-	-	-	-	-	-	-
Robert Nilsson	64	9	20	29	26	1	77	-	-	-	-	-	-	-
X - Erik Cole	63	16	11	27	63	-3	145	-	-	-	-	-	-	-
Kyle Brodziak	79	11	16	27	21	4	99	-	-	-	-	-	-	-
Ethan Moreau	77	14	12	26	133	0	159	-	-	-	-	-	-	-
Marc-Antoine Pouliot	63	8	12	20	23	1	94	-	-	-	-	-	-	-
Fernando Pisani	38	7	8	15	14	-1	72	-	-	-	-	-	-	-
Steve Staios	80	2	12	14	92	-5	78	-	-	-	-	-	-	-
Liam Reddix	46	5	7	12	10	-6	39	-	-	-	-	-	-	-
Zack Stortini	52	6	5	11	181	-3	23	-	-	-	-	-	-	-
Ladislav Smid	60	0	11	11	57	-6	33	-	-	-	-	-	-	-
Jason Strudwick	71	2	7	9	60	-4	32	-	-	-	-	-	-	-
X - Patrick O'Sullivan	19	2	4	6	12	-7	59	-	-	-	-	-	-	-
Gilbert Brule	11	2	1	3	12	-3	13	-	-	-	-	-	-	-
Rob Schremp	4	0	3	3	2	2	3	-	-	-	-	-	-	-
Ryan Potulny	8	0	3	3	0	2	9	-	-	-	-	-	-	-
Steve MacIntyre	22	2	0	2	40	-2	6	-	-	-	-	-	-	-
Jean-Francois Jacques	7	1	0	1	9	0	3	-	-	-	-	-	-	-
Jeff Deslauriers (G)	10	0	1	1	0	n/a	n/a	-	-	-	-	-	n/a	n/a
Dwayne Roloson (G)	63	0	1	1	10	n/a	n/a	-	-	-	-	-	n/a	n/a
Tim Sestito	1	0	0	0	0	0	1	-	-	-	-	-	-	-
Jesse Boulerice	2	0	0	0	0	0	0	-	-	-	-	-	-	-
Taylor Chorney	2	0	0	0	0	-4	0	-	-	-	-	-	-	-
Theo Peckham	15	0	0	0	59	-1	8	-	-	-	-	-	-	-
X - Mathieu Garon (G)	15	0	0	0	0	n/a	n/a	-	-	-	-	-	n/a	n/a
Bench	-	-	-	-	20	-	-	-	-	-	-	-	-	-

GOALTENDER	REGULAR SEASON							PLAYOFFS						
	GP	MIN	GA	SO	GAA	SOG	SV%	W	L	OTL	GP	MIN	GA	GAA
Dwayne Roloson	63	3597	166	1	2.77	1953	0.915	28	24	9	-	-	-	-
X - Mathieu Garon	15	815	43	0	3.17	408	0.895	6	8	0	-	-	-	-
Jeff Deslauriers	10	540	30	0	3.34	302	0.901	4	3	0	-	-	-	-
Empty net goals	-	-	5	-	-	-	-	-	-	-	-	-	-	-

GAME-BY-GAME RESULTS

#	DATE	OPP	GF	GA	SCORE		RECORD			
					RES	W	L	OTL		
1	O.12	COL	3	2	W	1	0	0		
2	O.15	@ ANA	3	2	W	2	0	0		
3	O.17	@ CGY	4	3	W	3	0	0		
4	O.18	CGY	3	2	W	4	0	0		
5	O.22	@ CHI	0	3	L	4	1	0		
6	O.23	@ COL	1	4	L	4	2	0		
7	O.25	@ VAN	3	6	L	4	3	0		
8	O.27	BOS	0	1	L (OT)	4	3	1		
9	O.30	@ NSH	1	3	L	4	4	1		
10	N.1	@ CAR	3	1	W	5	4	1		
11	N.2	@ PHI	5	4	W	6	4	1		
12	N.5	@ CBJ	4	5	L	6	5	1		
13	N.6	@ PIT	4	5	L	6	6	1		
14	N.9	@ NJD	2	1	W	7	6	1		
15	N.10	@ NYR	3	2	W (SO)	8	6	1		
16	N.13	TOR	2	5	L	8	7	1		
17	N.15	COL	2	3	L (SO)	8	7	2		
18	N.17	@ DET	0	4	L	8	8	2		
19	N.18	@ CBJ	7	2	W	9	8	2		
20	N.20	DET	3	4	L	9	9	2		
21	N.26	LAK	1	2	L	9	10	2		
22	N.29	@ STL	4	2	W	10	10	2		
23	N.30	@ DAL	3	4	L	10	11	2		
24	D.3	DAL	5	2	W	11	11	2		
25	D.5	@ LAK	5	4	W (SO)	12	11	2		
26	D.6	@ SIS	3	2	W (OT)	13	11	2		
27	D.11	FLA	0	2	L	13	12	2		
28	D.13	VAN	3	0	W	14	12	2		
29	D.16	CHI	2	9	L	14	13	2		
30	D.17	@ VAN	2	4	L	14	14	2		
31	D.19	ANA	2	3	L (SO)	14	14	3		
32	D.22	PHX	4	2	W	15	14	3		
33	D.26	@ VAN	3	2	W	16	14	3		
34	D.28	NSH	5	2	W	17	14	3		
35	D.30	OTT	2	3	L	17	15	3		
36	D.31	@ CGY	4	6	L	17	16	3		
37	J.3	DAL	4	1	W	18	16	3		
38	J.5	NYI	3	2	W	19	16	3		
39	J.7	VAN	2	4	L	19	17	3		
40	J.9	SJS	1	4	L	19	18	3		
41	J.11	STL	2	1	W	20	18	3		
42	J.13	@ WSH	5	2	W	21	18	3		
43	J.15	@ MIN	1	5	L	21	19	3		
44	J.16	@ COL	3	2	W	22	19	3		
45	J.18	PHX	6	3	W	23	19	3		
46	J.20	CBJ	4	3	W	24	19	3		
47	J.27	BUF	2	10	L	24	20	3		
48	J.30	MIN	3	1	W	25	20	3		
49	F.1	NSH	1	2	L	25	21	3		
50	F.3	CHI	1	3	L	25	22	3		
51	F.5	@ STL	2	1	W (SO)	26	22	3		
52	F.7	@ DET	3	8	L	26	23	3		
53	F.8	@ MIN	2	3	L (SO)	26	23	4		
54	F.11	MTL	7	2	W	27	23	4		
55	F.14	@ LAK	3	2	W (SO)	28	23	4		
56	F.16	@ PHX	3	1	W	29	23	4		
57	F.17	@ SIS	2	4	L	29	24	4		
58	F.19	@ DET	4	4	L	29	25	4		
59	F.21	CGY	2	3	L (SO)	29	25	5		
60	F.24	TBL	5	3	W	30	25	5		
61	F.26	CBJ	0	1	L	30	26	5		
62	F.28	MIN	3	2	W	31	26	5		
63	M.3	@ NSH	5	6	L (OT)	31	26	6		
64	M.5	@ OTT	2	4	L	31	27	6		
65	M.7	@ TOR	4	1	W	32	27	6		
66	M.10	@ MTL	3	4	L (OT)	32	27	7		
67	M.12	ATL	3	4	L (OT)	32	27	8		
68	M.14	COL	2	3	L (OT)	32	27	9		
69	M.17	STL	2	1	W (SO)	33	27	9		
70	M.19	@ COL	8	1	W	34	27	9		
71	M.20	@ CHI	5	4	W (SO)	35	27	9		
72	M.22	@ MIN	0	3	L	35	28	9		
73	M.24	DET	2	3	L	35	29	9		
74	M.26	@ PHX	2	3	L	35	30	9		
75	M.27	@ ANA	5	3	W	36	30	9		
76	M.29	MIN	2	3	L	36	31	9		
77	M.31	ANA	3	5	L	36	32	9		
78	A.2	SJS	1	2	L	36	33	9		
79	A.4	VAN	5	3	W	37	33	9		
80	A.7	LAK	1	2	L	37	34	9		
81	A.10	CGY	5	1	W	38	34	9		
82	A.11	@ CGY	1	4	L	38	35	9		
TEAM TOTALS					234	248	38	35	9	

X - Denotes did not finish the season with the Oilers



EDMONTON OILERS 2009-10 RESULTS & STATISTICS

COACH	REGULAR SEASON						PLAYOFFS					
	GP	W	L	OTL	PTS	GF	GA	GP	W	L	GF	GA
Pat Quinn	82	27	47	8	62	214	284	-	-	-	-	-

5th Northwest Division, 15th Western Conference, 30th Overall. Playoffs: Did Not Qualify

PLAYER	REGULAR SEASON							PLAYOFFS						
	GP	G	A	PTS	PIM	+/-	SOG	GP	G	A	PTS	PIM	+/-	SOG
Dustin Penner	82	32	31	63	38	6	203	-	-	-	-	-	-	-
Sam Gagner	68	15	26	41	33	-8	170	-	-	-	-	-	-	-
Ryan Whitney	(ANA)	62	4	24	28	48	-6	107	-	-	-	-	-	-
	(EDM)	19	3	8	11	22	7	44	-	-	-	-	-	-
	(TOT)	81	7	32	39	70	1	151	-	-	-	-	-	-
Gilbert Brule	65	17	20	37	38	-8	121	-	-	-	-	-	-	-
Shawn Horcoff	77	13	23	36	51	-29	123	-	-	-	-	-	-	-
Patrick O'Sullivan	73	11	23	34	32	-35	191	-	-	-	-	-	-	-
Ryan Potulny	64	15	17	32	28	-21	152	-	-	-	-	-	-	-
X - Lubomir Visnovsky	57	10	22	32	16	-4	78	-	-	-	-	-	-	-
Tom Gilbert	82	5	26	31	16	-10	98	-	-	-	-	-	-	-
Andrew Cogliano	82	10	18	28	31	-5	139	-	-	-	-	-	-	-
Robert Nilsson	60	11	16	27	12	-17	104	-	-	-	-	-	-	-
Ales Hemsky	22	7	15	22	8	7	57	-	-	-	-	-	-	-
Mike Comrie	43	13	8	21	30	-9	97	-	-	-	-	-	-	-
X - Denis Grebeshkov	47	6	13	19	26	-16	43	-	-	-	-	-	-	-
Ethan Moreau	76	9	9	18	62	-18	143	-	-	-	-	-	-	-
Marc-Antoine Pouliot	35	7	7	14	21	-4	60	-	-	-	-	-	-	-
Sheldon Souray	37	4	9	13	65	-19	113	-	-	-	-	-	-	-
Zack Stortini	77	4	9	13	155	3	46	-	-	-	-	-	-	-
Ryan Jones	(NSH)	41	7	4	11	18	3	53	-	-	-	-	-	-
	(EDM)	8	1	0	1	8	-3	9	-	-	-	-	-	-
	(TOT)	49	8	4	12	26	0	62	-	-	-	-	-	-
Jean-Francois Jacques	49	4	7	11	78	-15	49	-	-	-	-	-	-	-
Aaron Johnson	(CGY)	22	1	2	3	19	0	13	-	-	-	-	-	-
	(EDM)	19	3	4	7	16	-6	23	-	-	-	-	-	-
	(TOT)	41	4	6	10	35	-6	36	-	-	-	-	-	-
Ladislav Smid	51	1	8	9	39	5	36	-	-	-	-	-	-	-
Fernando Pisani	40	4	4	8	10	-16	54	-	-	-	-	-	-	-
X - Steve Staios	40	0	7	7	59	-19	45	-	-	-	-	-	-	-
Ryan Stone	27	0	6	6	48	2	25	-	-	-	-	-	-	-
Jason Strudwick	72	0	6	6	50	-18	19	-	-	-	-	-	-	-
Taylor Chorney	42	0	3	3	12	-21	35	-	-	-	-	-	-	-
Jeff Deslauriers (G)	48	0	3	3	8	n/a	n/a	-	-	-	-	-	n/a	n/a
Liam Reddix	9	0	2	2	4	-2	11	-	-	-	-	-	-	-
Colin McDonald	2	1	0	1	0	1	3	-	-	-	-	-	-	-
Ryan O'Marra	3	0	1	1	0	0	2	-	-	-	-	-	-	-
Alex Plante	4	0	1	1	2	1	4	-	-	-	-	-	-	-
Christopher Minard	5	0	1	1	0	-3	4	-	-	-	-	-	-	-
Theo Peckham	15	0	1	1	43	-8	9	-	-	-	-	-	-	-
Devan Dubnyk (G)	19	0	0	0	0	n/a	n/a	-	-	-	-	-	n/a	n/a
Nikolai Khabibulin (G)	18	0	0	0	4	n/a	n/a	-	-	-	-	-	n/a	n/a
Dean Arsene	13	0	0	0	41	-3	4	-	-	-	-	-	-	-
Charles Linglet	5	0	0	0	2	-5	7	-	-	-	-	-	-	-
X - Steve MacIntyre	4	0	0	0	7	0	0	-	-	-	-	-	-	-
Johan Motin	1	0	0	0	0	-1	0	-	-	-	-	-	-	-
Bench	-	-	-	-	18	-	-	-	-	-	-	-	-	-

GOALTENDER	REGULAR SEASON							PLAYOFFS						
	GP	MIN	GA	SO	GAA	SOG	SV%	W	L	OTL	GP	MIN	GA	GAA
Jeff Deslauriers	48	2798	152	3	3.26	1529	0.900	16	28	4	-	-	-	-
Nikolai Khabibulin	18	1089	55	0	3.03	602	0.909	7	9	2	-	-	-	-
Devan Dubnyk	19	1075	64	0	3.57	579	0.889	4	10	2	-	-	-	-
Empty net goals	-	-	7	-	-	-	-	-	-	-	-	-	-	-

GAME-BY-GAME RESULTS

#	DATE	OPP	SCORE		RES	RECORD		
			GF	GA		W	L	OTL
1	0.3	CGY	3	4	L	0	1	0
2	0.6	DAL	5	4	W (SO)	1	1	0
3	0.8	CGY	3	4	L (SO)	1	1	1
4	0.10	MTL	3	2	W	2	1	1
5	0.12	@ NSH	6	1	W	3	1	1
6	0.14	@ CHI	3	4	L	3	2	1
7	0.16	MIN	5	2	W	4	2	1
8	0.19	VAN	2	1	W	5	2	1
9	0.22	CBJ	6	4	W	6	2	1
10	0.24	@ CGY	2	5	L	6	3	1
11	0.25	@ VAN	0	2	L	6	4	1
12	0.27	COL	0	3	L	6	5	1
13	0.29	DET	6	5	W (SO)	7	5	1
14	0.31	@ BOS	0	2	L	7	6	1
15	N.2	@ NYI	1	3	L	7	7	1
16	N.5	NVR	2	4	L	7	8	1
17	N.8	@ COL	5	3	W	8	8	1
18	N.10	@ OTT	3	4	L (SO)	8	8	2
19	N.11	@ BUF	1	3	L	8	9	2
20	N.15	@ ATL	2	3	L	8	10	2
21	N.16	@ CBJ	2	3	L (SO)	8	10	3
22	N.18	COL	6	4	W	9	10	3
23	N.21	CHI	2	5	L	9	11	3
24	N.23	PHX	4	0	W	10	11	3
25	N.25	LAK	1	3	L	10	12	3
26	N.27	SJS	4	5	L (SO)	10	12	4
27	N.28	@ VAN	3	7	L	10	13	4
28	D.3	@ DET	4	1	W	11	13	4
29	D.5	@ DAL	3	2	W (SO)	12	13	4
30	D.7	@ FLA	3	2	W (SO)	13	13	4
31	D.9	@ TBL	3	2	W	14	13	4
32	D.11	@ STL	5	3	W	15	13	4
33	D.15	LAK	2	3	L	15	14	4
34	D.17	NSH	3	6	L	15	15	4
35	D.19	WSH	2	4	L	15	16	4
36	D.21	STL	2	7	L	15	17	4
37	D.23	@ MIN	1	3	L	15	18	4
38	D.26	@ VAN	1	4	L	15	19	4
39	D.28	CGY	1	4	L	15	20	4
40	D.30	TOR	3	1	W	16	20	4
41	D.31	@ CGY	1	2	L	16	21	4
42	J.2	@ SJS	1	4	L	16	22	4
43	J.5	PHX	4	5	L (OT)	16	22	5
44	J.7	CBJ	2	4	L	16	23	5
45	J.12	NSH	3	5	L	16	24	5
46	J.14	PIT	2	3	L	16	25	5
47	J.16	@ SJS	2	4	L	16	26	5
48	J.18	@ COL	0	6	L	16	27	5
49	J.20	VAN	2	3	L (OT)	16	27	6
50	J.22	DAL	3	4	L	16	28	6
51	J.26	CHI	2	4	L	16	29	6
52	J.28	STL	1	2	L	16	30	6
53	J.30	@ CGY	1	6	L	16	31	6
54	F.1	CAR	4	2	W	17	31	6
55	F.3	PHI	1	0	W	18	31	6
56	F.4	@ MIN	2	4	L	18	32	6
57	F.6	@ COL	0	3	L	18	33	6
58	F.8	PHX	1	6	L	18	34	6
59	F.10	LAK	2	3	L	18	35	6
60	F.11	@ ANA	3	4	W (SO)	19	35	6
61	F.14	ANA	3	7	L	19	36	6
62	M.2	@ NSH	3	4	L	19	37	6
63	M.3	@ CHI	2	5	L	19	38	6
64	M.5	MIN	2	1	W (SO)	20	38	6
65	M.7	NJD	2	0	W	21	38	6
66	M.9	OTT	1	4	L	21	39	6
67	M.11	@ MTL	4	5	L (SO)	21	39	7
68	M.13	@ TOR	4	6	L	21	40	7
69	M.15	@ CBJ	3	5	L	21	41	7
70	M.16	@ MIN	2	4	L	21	42	7
71	M.19	DET	3	2	W (SO)	22	42	7
72	M.21	SJS	5	1	W	23	42	7
73	M.23	VAN	3	2	W	24	42	7
74	M.26	ANA	2	3	L	24	43	7
75	M.28	@ STL	1	2	L	24	44	7
76	M.30	@ DET	4	5	L	24	45	7
77	A.2	@ DAL	3	6	L	24	46	7
78	A.3	@ PHX	2	3	L (SO)	24	46	8
79	A.5	MIN	4	1	W	25	46	8
80	A.7	COL	5	4	W (OT)	26	46	8
81	A.10	@ LAK	4	3	W (SO)	27	46	8
82	A.11	@ ANA	2	7	L	27	47	8
TEAM TOTALS			214	284		27	47	8

X - Denotes did not finish the season with the Oilers



EDMONTON OILERS 2010-11 RESULTS & STATISTICS

COACH	REGULAR SEASON							PLAYOFFS				
	GP	W	L	OTL	PTS	GF	GA	GP	W	L	GF	GA
Tom Renney	82	25	45	12	62	193	269	-	-	-	-	-
5th Northwest Division, 30th Overall. Playoffs: Did Not Qualify												

5th Northwest Division, 30th Overall. Playoffs: Did Not Qualify

PLAYER	REGULAR SEASON							PLAYOFFS						
	GP	G	A	PTS	PIM	+/-	SOG	GP	G	A	PTS	PIM	+/-	SOG
Jordan Eberle	69	18	25	43	22	-12	158	-	-	-	-	-	-	-
Taylor Hall	65	22	20	42	22	-9	186	-	-	-	-	-	-	-
Sam Gagner	68	15	27	42	37	-17	138	-	-	-	-	-	-	-
Ales Hemsky	47	14	28	42	18	3	100	-	-	-	-	-	-	-
X - Dustin Penner	62	21	18	39	45	-12	137	-	-	-	-	-	-	-
Andrew Coglian	82	11	24	35	64	-12	129	-	-	-	-	-	-	-
Magnus Paajarvi	80	15	19	34	16	-13	180	-	-	-	-	-	-	-
Shawn Horcoff	47	9	18	27	46	-1	78	-	-	-	-	-	-	-
Linus Omark	51	5	22	27	26	-16	76	-	-	-	-	-	-	-
Ryan Whitney	35	2	25	27	33	13	43	-	-	-	-	-	-	-
Tom Gilbert	79	6	20	26	32	-14	106	-	-	-	-	-	-	-
Ryan Jones	81	18	7	25	34	-5	126	-	-	-	-	-	-	-
Kurtis Foster	74	8	14	22	45	-12	182	-	-	-	-	-	-	-
Jim Vandermeer	62	2	12	14	74	-15	57	-	-	-	-	-	-	-
Theo Peckham	71	3	10	13	198	-5	41	-	-	-	-	-	-	-
Liam Reddox	44	1	9	10	20	-8	85	-	-	-	-	-	-	-
Ladislav Smid	78	0	10	10	85	-10	48	-	-	-	-	-	-	-
Gilbert Brule	41	7	2	9	41	-7	72	-	-	-	-	-	-	-
Jean-Francois Jacques	51	4	1	5	63	-6	28	-	-	-	-	-	-	-
Teemu Hartikainen	12	3	2	5	4	-3	21	-	-	-	-	-	-	-
Colin Fraser	67	3	2	5	60	-2	57	-	-	-	-	-	-	-
Ryan O'Marra	21	1	4	5	13	-2	13	-	-	-	-	-	-	-
Jeff Petry	35	1	4	5	10	-12	41	-	-	-	-	-	-	-
Taylor Chorney	12	1	3	4	4	-5	13	-	-	-	-	-	-	-
Zack Stortini	32	0	4	4	76	-2	16	-	-	-	-	-	-	-
Alexandre Giroux	8	1	1	2	2	-2	13	-	-	-	-	-	-	-
Chris VandeVelde	12	0	2	2	12	-6	16	-	-	-	-	-	-	-
Jason Strudwick	43	0	2	2	23	-16	9	-	-	-	-	-	-	-
Martin Gerber (G)	3	0	1	1	0	n/a	n/a	-	-	-	-	-	n/a	n/a
Steve MacIntyre	34	0	1	1	93	-1	6	-	-	-	-	-	-	-
Richard Petiot	2	0	0	0	2	1	1	-	-	-	-	-	-	-
Alex Plante	3	0	0	0	11	-2	5	-	-	-	-	-	-	-
X - Shawn Belle	5	0	0	0	0	-2	7	-	-	-	-	-	-	-
Devan Dubnyk (G)	35	0	0	0	2	n/a	n/a	-	-	-	-	-	n/a	n/a
Nikolai Khabibulin (G)	47	0	0	0	12	n/a	n/a	-	-	-	-	-	n/a	n/a
Bench	-	-	-	-	20	-	-	-	-	-	-	-	-	-

GOALTENDER	REGULAR SEASON							PLAYOFFS						
	GP	MIN	GA	SO	GAA	SOG	SV%	W	L	OTL	GP	MIN	GA	GAA
Devan Dubnyk	35	2061	93	2	2.71	1103	0.916	12	13	8	-	-	-	-
Nikolai Khabibulin	47	2701	153	2	3.40	1389	0.890	10	32	4	-	-	-	-
Martin Gerber	3	185	4	0	1.30	95	0.958	3	0	0	-	-	-	-
Empty net goals	-	-	10	-	-	-	-	-	-	-	-	-	-	-

GAME-BY-GAME RESULTS

#	DATE	OPP	SCORE		RES	RECORD	
			GF	GA		W	L
1	0.7	@ CGY	4	0	W	1	0
2	0.10	FLA	3	2	W	2	0
3	0.14	@ MIN	2	4	L	2	1
4	0.16	@ CGY	3	5	L	2	2
5	0.21	MIN	2	4	L	2	3
6	0.23	SJS	1	6	L	2	4
7	0.26	@ CGY	4	5	L (SO)	2	4
8	0.28	@ CBJ	2	3	L (SO)	2	4
9	0.29	@ CHI	7	4	W	3	4
10	N.2	VAN	3	4	L	3	5
11	N.5	DET	1	3	L	3	6
12	N.7	@ CHI	2	1	W	4	6
13	N.9	@ CAR	1	7	L	4	7
14	N.11	@ DET	2	6	L	4	8
15	N.12	@ NJD	3	4	L (OT)	4	8
16	N.14	@ NYR	2	8	L	4	9
17	N.17	CHI	0	5	L	4	10
18	N.19	PHX	3	4	L (SO)	4	10
19	N.21	@ ANA	4	2	W	5	10
20	N.23	@ PHX	0	5	L	5	11
21	N.25	COL	3	2	W	6	11
22	N.27	SJS	3	4	L	6	12
23	N.29	@ OTT	4	1	W	7	12
24	D.1	@ MTL	4	3	W (OT)	8	12
25	D.2	@ TOR	5	0	W	9	12
26	D.4	STL	2	1	W	10	12
27	D.7	ANA	2	3	L (SO)	10	12
28	D.10	TBL	4	3	W (SO)	11	12
29	D.12	VAN	1	2	L	11	13
30	D.14	TOR	1	4	L	11	14
31	D.16	CBJ	6	3	W	12	14
32	D.21	@ SJS	1	2	L	12	15
33	D.23	@ LA	2	3	L (SO)	12	15
34	D.26	@ VAN	2	3	L	12	16
35	D.28	BUF	2	4	L	12	17
36	D.30	COL	3	4	L (SO)	12	17
37	J.1	CGY	1	2	L	12	18
38	J.4	DET	3	5	L	12	19
39	J.6	NYI	2	1	W	13	19
40	J.7	@ VAN	1	6	L	13	20
41	J.11	@ DAL	2	3	L	13	21
42	J.13	@ SJS	5	2	W	14	21
43	J.15	@ LAK	2	5	L	14	22
44	J.16	@ ANA	2	3	L	14	23
45	J.18	MIN	1	4	L	14	24
46	J.20	DAL	2	4	L	14	25
47	J.23	NSH	2	3	L (SO)	14	25
48	J.25	@ PHX	4	3	W	15	25
49	J.26	@ DAL	1	3	L	15	26
50	F.2	LAK	1	3	L	15	27
51	F.4	@ STL	3	5	L	15	28
52	F.5	@ CBJ	3	4	L	15	29
53	F.7	@ NSH	4	0	W	16	29
54	F.9	CHI	1	4	L	16	30
55	F.12	OTT	3	5	L	16	31
56	F.13	ANA	0	4	L	16	32
57	F.15	DAL	4	1	W	17	32
58	F.17	MTL	4	1	W	18	32
59	F.19	ATL	5	3	W	19	32
60	F.22	@ MIN	1	4	L	19	33
61	F.23	@ COL	5	1	W	20	33
62	F.25	STL	0	5	L	20	34
63	F.27	BOS	2	3	L	20	35
64	M.1	NSH	2	1	W (SO)	21	35
65	M.3	CBJ	4	2	W	22	35
66	M.5	@ COL	5	1	W	23	35
67	M.8	@ PHI	1	4	L	23	36
68	M.9	@ WSH	0	5	L	23	37
69	M.11	@ DET	1	2	L (OT)	23	37
70	M.13	@ PIT	1	5	L	23	38
71	M.17	PHX	1	3	L	23	39
72	M.19	COL	2	3	L (SO)	23	39
73	M.22	@ NSH	1	3	L	23	40
74	M.24	@ STL	0	4	L	23	41
75	M.26	CGY	4	5	L (SO)	23	41
76	M.29	LAK	0	2	L	23	42
77	M.31	@ MIN	2	4	L	23	43
78	A.2	@ VAN	4	1	W	24	43
79	A.5	VAN	2	0	W	25	43
80	A.6	@ CGY	1	6	L	25	44
81	A.8	MIN	1	3	L	25	45
82	A.10	@ COL	3	4	L (OT)	25	45
TEAM TOTALS			193	269		25	45

X - Denotes did not finish the season with the Oilers



EDMONTON OILERS 2011-12 RESULTS & STATISTICS

COACH	REGULAR SEASON							PLAYOFFS					
	GP	W	L	OTL	PTS	GF	GA	GP	W	L	GF	GA	
Tom Renney	82	32	40	10	74	212	239	-	-	-	-	-	-

5th Northwest Division, 29th Overall. Playoffs: Did Not Qualify

PLAYER	REGULAR SEASON							PLAYOFFS						
	GP	G	A	PTS	PIM	+/-	SOG	GP	G	A	PTS	PIM	+/-	SOG
Jordan Eberle	78	34	42	76	10	4	180	-	-	-	-	-	-	-
Taylor Hall	61	27	26	53	36	-3	207	-	-	-	-	-	-	-
Ryan Nugent-Hopkins	62	18	34	52	16	-2	134	-	-	-	-	-	-	-
Sam Gagner	75	18	29	47	36	5	149	-	-	-	-	-	-	-
Ryan Smyth	82	19	27	46	82	-5	194	-	-	-	-	-	-	-
Ales Hemsky	69	10	26	36	43	-13	137	-	-	-	-	-	-	-
Shawn Horcoff	81	13	21	34	24	-23	123	-	-	-	-	-	-	-
Ryan Jones	79	17	16	33	42	-7	137	-	-	-	-	-	-	-
Jeff Petry	73	2	23	25	26	-7	111	-	-	-	-	-	-	-
Corey Potter	62	4	17	21	24	-16	98	-	-	-	-	-	-	-
Ryan Whitney	51	3	17	20	16	-16	41	-	-	-	-	-	-	-
X - Tom Gilbert	47	3	14	17	12	-3	50	-	-	-	-	-	-	-
Eric Belanger	78	4	12	16	32	-13	118	-	-	-	-	-	-	-
Ladislav Smid	78	5	10	15	44	4	47	-	-	-	-	-	-	-
Ben Eager	63	8	5	13	107	-1	69	-	-	-	-	-	-	-
Andy Sutton	52	3	7	10	80	5	41	-	-	-	-	-	-	-
Lennart Petrell	60	4	5	9	45	-10	36	-	-	-	-	-	-	-
Magnus Paajarvi	41	2	6	8	4	-7	79	-	-	-	-	-	-	-
Nick Schultz	(MIN)	62	1	2	3	30	-10	38	-	-	-	-	-	-
	(EDM)	20	0	4	4	10	-2	13	-	-	-	-	-	-
	(TOT)	82	1	6	7	40	-12	51	-	-	-	-	-	-
Anton Lander	56	2	4	6	12	-8	54	-	-	-	-	-	-	-
Teemu Hartikainen	17	2	3	5	6	1	24	-	-	-	-	-	-	-
Linus Omark	14	3	0	3	8	-5	24	-	-	-	-	-	-	-
Darcy Hordichuk	43	1	2	3	64	-3	27	-	-	-	-	-	-	-
Theo Peckham	54	1	2	3	80	0	25	-	-	-	-	-	-	-
Cam Barker	25	2	0	2	23	0	35	-	-	-	-	-	-	-
Josh Green	7	1	1	2	7	-6	14	-	-	-	-	-	-	-
Chris VandeVelde	5	1	0	1	2	2	1	-	-	-	-	-	-	-
Philippe Cornet	2	0	1	1	0	0	0	-	-	-	-	-	-	-
Alex Plante	3	0	1	1	2	0	0	-	-	-	-	-	-	-
X - Ryan O'Marra	7	0	1	1	4	0	3	-	-	-	-	-	-	-
Colten Teubert	24	0	1	1	25	-5	13	-	-	-	-	-	-	-
Devan Dubnyk (G)	47	0	1	1	0	n/a	n/a	-	-	-	-	n/a	n/a	-
Yann Danis (G)	1	0	0	0	0	n/a	n/a	-	-	-	-	n/a	n/a	-
Milan Kytar	1	0	0	0	0	0	1	-	-	-	-	-	-	-
Bryan Rodney	1	0	0	0	0	-1	0	-	-	-	-	-	-	-
Taylor Chorney	(STL)	2	0	0	0	0	0	1	-	-	-	-	-	-
	(EDM)	3	0	0	0	0	-1	1	-	-	-	-	-	-
	(TOT)	5	0	0	0	0	-1	2	-	-	-	-	-	-
Nikolai Khabibulin (G)	40	0	0	0	0	n/a	n/a	-	-	-	-	n/a	n/a	-
Bench	-	-	-	-	20	-	-	-	-	-	-	-	-	-

GOALTENDER	REGULAR SEASON							PLAYOFFS						
	GP	MIN	GA	SO	GAA	SOG	SV%	W	L	OTL	GP	MIN	GA	GAA
Devan Dubnyk	47	2653	118	2	2.67	1380	0.914	20	20	3	-	-	-	-
Nikolai Khabibulin	40	2260	100	2	2.65	1114	0.910	12	20	7	-	-	-	-
Yann Danis	1	32	2	0	3.70	12	0.833	0	0	0	-	-	-	-
Empty net goal	-	-	12	-	-	-	-	-	-	-	-	-	-	-

GAME-BY-GAME RESULTS

#	DATE	OPP	GF	GA	SCORE	RES	W	L	OTL
1	0.9	PIT	2	1	W (SO)	1	0	0	0
2	0.13	@ MIN	1	2	L (SO)	1	0	1	0
3	0.15	VAN	3	4	L	1	1	1	1
4	0.17	NSH	3	1	W	2	1	1	1
5	0.18	@ CGY	1	2	L	2	2	2	1
6	0.20	MIN	1	2	L (SO)	2	2	2	2
7	0.22	NYR	2	0	W	3	2	2	2
8	0.25	VAN	3	2	W	4	2	2	2
9	0.27	WSH	2	1	W	5	2	2	2
10	0.28	@ COL	3	1	W	6	2	2	2
11	0.30	STL	4	2	W	7	2	2	2
12	N.3	@ LAK	3	0	W	8	2	2	2
13	N.5	@ PHX	2	4	L	8	3	2	2
14	N.8	@ MTL	3	1	W	9	3	2	2
15	N.10	@ BOS	3	6	L	9	4	2	2
16	N.11	@ DET	0	3	L	9	5	2	2
17	N.13	@ CHI	3	6	L	9	6	2	2
18	N.17	OTT	2	5	L	9	7	2	2
19	N.19	CHI	9	2	W	10	7	2	2
20	N.21	@ DAL	1	4	L	10	8	2	2
21	N.22	@ NSH	6	2	W	11	8	2	2
22	N.25	@ MIN	5	2	W	12	8	2	2
23	N.26	@ COL	2	5	L	12	9	2	2
24	N.28	NSH	1	2	L	12	10	2	2
25	N.30	MIN	2	3	L (SO)	12	10	3	3
26	D.2	CBJ	6	3	W	13	10	3	3
27	D.3	CGY	3	5	L	13	11	3	3
28	D.7	CAR	3	5	L	13	12	3	3
29	D.9	COL	4	1	W	14	12	3	3
30	D.10	@ CGY	0	3	L	14	13	3	3
31	D.15	@ PHX	2	4	L	14	14	3	3
32	D.17	@ SJS	2	3	L	14	15	3	3
33	D.19	DET	2	3	L	14	16	3	3
34	D.22	MIN	4	1	W	15	16	3	3
35	D.26	@ VAN	3	5	L	15	17	3	3
36	D.29	@ MIN	3	4	L	15	18	3	3
37	D.31	@ NYI	1	4	L	15	19	3	3
38	J.2	@ CHI	4	3	W	16	19	3	3
39	J.3	@ BUF	3	4	L	16	20	3	3
40	J.5	@ STL	3	4	L	16	21	3	3
41	J.7	@ DAL	1	4	L	16	22	3	3
42	J.11	NJD	1	2	L (OT)	16	22	4	4
43	J.13	ANA	0	5	L	16	23	4	4
44	J.15	LAK	2	1	W (OT)	17	23	4	4
45	J.17	@ CBJ	2	4	L	17	24	4	4
46	J.19	@ STL	0	1	L	17	25	4	4
47	J.21	CGY	2	6	L	17	26	4	4
48	J.23	SJS	2	1	W (SO)	18	26	4	4
49	J.24	@ VAN	2	3	L (SO)	18	26	5	5
50	J.31	COL	3	2	W	19	26	5	5
51	F.2	CHI	8	4	W	20	26	5	5
52	F.4	DET	5	4	W (SO)	21	26	5	5
53	F.6	@ TOR	3	6	L	21	27	5	5
54	F.8	@ DET	2	4	L	21	28	5	5
55	F.11	@ OTT	4	3	W (OT)	22	28	5	5
56	F.15	TOR	3	4	L (OT)	22	28	6	6
57	F.17	COL	1	3	L	22	29	6	6
58	F.19	VAN	2	5	L	22	30	6	6
59	F.21	@ CGY	6	1	W	23	30	6	6
60	F.23	PHI	2	0	W	24	30	6	6
61	F.25	PHX	1	3	L	24	31	6	6
62	F.27	@ WPG	5	3	W	25	31	6	6
63	F.29	STL	2	5	L	25	32	6	6
64	M.2	DAL	1	3	L	25	33	6	6
65	M.5	@ ANA	2	4	L	25	34	6	6
66	M.6	@ SJS	3	2	W (SO)	26	34	6	6
67	M.8	MTL	3	5	L	26	35	6	6
68	M.10	@ COL	2	3	L (SO)	26	35	7	7
69	M.12	SJS	2	3	L	26	36	7	7
70	M.14	CBJ	3	0	W	27	36	7	7
71	M.16	CGY	3	1	W	28	36	7	7
72	M.18	PHX	2	3	L (SO)	28	36	8	8
73	M.20	@ NSH	6	3	W	29	36	8	8
74	M.22	@ TBL	2	3	L (SO)	29	36	9	9
75	M.23	@ FLA	2	1	W (SO)	30	36	9	9
76	M.25	@ CBJ	6	3	W	31	36	9	9
77	M.28	DAL	1	3	L	31	37	9	9
78	M.30	LAK	1	4	L	31	38	9	9
79	A.1	@ ANA	2	1	W	32	38	9	9
80	A.2	@ LAK	0	2	L	32	39	9	9
81	A.5	ANA	2	3	L (OT)	32	39	10	10
82	A.7	@ VAN	0	3	L	32	40	10	10
TEAM TOTALS			212	239		32	40	10	10

X - Denotes did not finish the season with the Oilers



EDMONTON OILERS 2012-13 RESULTS & STATISTICS

COACH	REGULAR SEASON						PLAYOFFS					
	GP	W	L	OTL	PTS	GF	GA	GP	W	L	GF	GA
Ralph Krueger	48	19	22	7	45	125	134	-	-	-	-	-
3rd Northwest Division, 24th Overall. Playoffs: Did Not Qualify												

PLAYER	REGULAR SEASON							PLAYOFFS						
	GP	G	A	PTS	PIM	+/-	SOG	GP	G	A	PTS	PIM	+/-	SOG
Taylor Hall	45	16	34	50	33	5	154	-	-	-	-	-	-	-
Sam Gagner	48	14	24	38	23	-6	113	-	-	-	-	-	-	-
Jordan Eberle	48	16	21	37	16	-4	133	-	-	-	-	-	-	-
Nail Yakupov	48	17	14	31	24	-4	81	-	-	-	-	-	-	-
Justin Schultz	48	8	19	27	8	-17	85	-	-	-	-	-	-	-
Ryan Nugent-Hopkins	40	4	20	24	8	3	78	-	-	-	-	-	-	-
Ales Hemsky	38	9	11	20	16	-6	82	-	-	-	-	-	-	-
Magnus Paajarvi	42	9	7	16	14	-1	75	-	-	-	-	-	-	-
Ryan Whitney	34	4	9	13	23	-7	30	-	-	-	-	-	-	-
Ryan Smyth	47	2	11	13	40	-5	69	-	-	-	-	-	-	-
Shawn Horcoff	31	7	5	12	24	8	41	-	-	-	-	-	-	-
Jeff Petry	48	3	9	12	29	1	66	-	-	-	-	-	-	-
Lennart Petrell	35	3	6	9	4	-4	23	-	-	-	-	-	-	-
Nick Schultz	48	1	8	9	24	-13	33	-	-	-	-	-	-	-
Ryan Jones	27	2	5	7	17	0	38	-	-	-	-	-	-	-
Jerred Smithson	(FLA)	35	2	3	5	10	-4	22	-	-	-	-	-	-
	(EDM)	10	1	0	1	2	0	7	-	-	-	-	-	-
	(TOT)	45	3	3	6	12	-4	29	-	-	-	-	-	-
Mark Fistric	25	0	6	6	32	6	9	-	-	-	-	-	-	-
Corey Potter	33	3	1	4	6	8	36	-	-	-	-	-	-	-
Ladislav Smid	48	1	3	4	55	-1	30	-	-	-	-	-	-	-
Teemu Hartikainen	23	1	2	3	6	-8	21	-	-	-	-	-	-	-
Eric Belanger	26	0	3	3	10	-1	31	-	-	-	-	-	-	-
Ben Eager	14	1	1	2	25	-4	14	-	-	-	-	-	-	-
Mike Brown	(TOR)	12	0	1	1	70	1	2	-	-	-	-	-	-
	(EDM)	27	1	0	1	53	-8	16	-	-	-	-	-	-
	(TOT)	39	1	1	2	123	-7	18	-	-	-	-	-	-
Anton Lander	11	0	1	1	2	-4	11	-	-	-	-	-	-	-
Mark Arcobello	1	0	0	0	0	0	0	-	-	-	-	-	-	-
Yann Danis (G)	3	0	0	0	0	n/a	n/a	-	-	-	-	-	n/a	n/a
Darcy Hordichuk	4	0	0	0	2	-1	0	-	-	-	-	-	-	-
Theo Peckham	4	0	0	0	6	-1	2	-	-	-	-	-	-	-
Chris VandeVelde	11	0	0	0	4	-3	7	-	-	-	-	-	-	-
Nikolai Khabibulin (G)	12	0	0	0	0	n/a	n/a	-	-	-	-	-	n/a	n/a
Devan Dubnyk (G)	38	0	0	0	0	n/a	n/a	-	-	-	-	-	n/a	n/a
Bench	-	-	-	-	16	-	-	-	-	-	-	-	-	-

GOALTENDER	REGULAR SEASON							PLAYOFFS						
	GP	MIN	GA	SO	GAA	SOG	SV%	W	L	OTL	GP	MIN	GA	GAA
Devan Dubnyk	38	2101	90	2	2.57	1132	0.920	14	16	6	-	-	-	-
Nikolai Khabibulin	12	684	29	1	2.55	376	0.923	4	6	1	-	-	-	-
Yann Danis	3	110	7	0	3.81	59	0.881	1	0	0	-	-	-	-
Empty net goals	-	-	5	-	-	-	-	-	-	-	-	-	-	-

GAME-BY-GAME RESULTS

#	DATE	OPP	SCORE			RES	RECORD		
			GF	GA	OTL		W	L	OTL
1	J. 20	@ Van	3	2		W (SO)	1	0	0
2	J. 22	SJS	3	6		L	1	1	0
3	J. 24	LAK	2	1		W (OT)	2	1	0
4	J. 26	@ CGY	3	4		L	2	2	0
5	J. 28	COL	4	1		W	3	2	0
6	J. 30	@ PHX	2	1		W (OT)	4	2	0
7	J. 31	@ SJS	2	3		L (SO)	4	2	1
8	F. 2	@ COL	1	3		L	4	3	1
9	F. 4	VAN	2	3		L (OT)	4	3	2
10	F. 6	DAL	2	3		L (OT)	4	3	3
11	F. 9	@ DET	1	2		L	4	4	3
12	F. 10	@ CBJ	3	1		W	5	4	3
13	F. 12	DAL	1	4		L	5	5	3
14	F. 16	COL	6	4		W	6	5	3
15	F. 19	LAK	1	3		L	6	6	3
16	F. 21	MIN	1	3		L	6	7	3
17	F. 23	PHX	3	2		W (SO)	7	7	3
18	F. 25	@ CHI	2	3		L (OT)	7	7	4
19	F. 28	@ DAL	5	1		W	8	7	4
20	M. 1	@ STL	2	4		L	8	8	4
21	M. 3	@ MIN	2	4		L	8	9	4
22	M. 5	@ CBJ	3	4		L (SO)	8	9	5
23	M. 7	@ DET	0	3		L	8	10	5
24	M. 8	@ NSH	0	6		L	8	11	5
25	M. 10	@ CHI	6	5		W	9	11	5
26	M. 12	@ COL	4	0		W	10	11	5
27	M. 15	DET	2	3		L (OT)	10	11	6
28	M. 17	NSH	3	2		W	11	11	6
29	M. 20	SJS	3	4		L (SO)	11	11	7
30	M. 23	STL	0	3		L	11	12	7
31	M. 25	@ NSH	2	3		L	11	13	7
32	M. 26	@ STL	3	0		W	12	13	7
33	M. 28	CBJ	6	4		W	13	13	7
34	M. 30	VAN	4	0		W	14	13	7
35	A. 1	CGY	4	1		W	15	13	7
36	A. 3	@ CGY	8	2		W	16	13	7
37	A. 4	@ VAN	0	4		L	16	14	7
38	A. 6	@ LAK	1	4		L	16	15	7
39	A. 8	@ ANA	1	2		L	16	16	7
40	A. 10	PHX	1	3		L	16	17	7
41	A. 13	CGY	1	4		L	16	18	7
42	A. 16	MIN	3	5		L	16	19	7
43	A. 19	@ COL	4	1		W	17	19	7
44	A. 21	ANA	1	3		L	17	20	7
45	A. 22	ANA	0	3		L	17	21	7
46	A. 24	CHI	1	4		L	17	22	7
47	A. 26	@ MIN	6	1		W	18	22	7
48	A. 26	VAN	7	2		W	19	22	7
TEAM TOTALS			125	134			19	22	7

X - Denotes did not finish the season with the Oilers



EDMONTON OILERS 2013-14 RESULTS & STATISTICS

COACH	REGULAR SEASON						PLAYOFFS					
	GP	W	L	OTL	PTS	GF	GA	GP	W	L	GF	GA
Dallas Eakins	82	29	44	9	67	203	270	-	-	-	-	-

7th Pacific Division, 28th Overall, Playoffs: Did Not Qualify

PLAYER	REGULAR SEASON							PLAYOFFS						
	GP	G	A	PTS	PIM	+/-	SOG	GP	G	A	PTS	PIM	+/-	SOG
Taylor Hall	75	27	53	80	44	-15	250	-	-	-	-	-	-	-
Jordan Eberle	80	28	37	65	18	-11	200	-	-	-	-	-	-	-
David Perron	78	28	29	57	90	-16	220	-	-	-	-	-	-	-
Ryan Nugent-Hopkins	80	19	37	56	26	-12	178	-	-	-	-	-	-	-
Sam Gagner	67	10	27	37	41	-29	143	-	-	-	-	-	-	-
Justin Schultz	74	11	22	33	16	-22	109	-	-	-	-	-	-	-
X - Ales Hemsky	55	9	17	26	20	-13	94	-	-	-	-	-	-	-
Nail Yakupov	63	11	13	24	36	-33	122	-	-	-	-	-	-	-
Ryan Smyth	72	10	13	23	44	-18	129	-	-	-	-	-	-	-
Boyd Gordon	74	8	13	21	20	-15	80	-	-	-	-	-	-	-
Mark Arcobello	41	4	14	18	8	-7	70	-	-	-	-	-	-	-
Andrew Ference	71	3	15	18	63	-18	77	-	-	-	-	-	-	-
Jeff Petry	80	7	10	17	42	-22	96	-	-	-	-	-	-	-
Philip Larsen	30	3	9	12	8	-4	47	-	-	-	-	-	-	-
Matt Hendricks	(NSH)	44	2	2	4	54	-5	53	-	-	-	-	-	-
(EDM)	33	3	0	3	58	-6	49	-	-	-	-	-	-	-
(TOT)	77	5	2	7	112	-11	102	-	-	-	-	-	-	-
Anton Belov	57	1	6	7	34	-12	54	-	-	-	-	-	-	-
Ryan Jones	52	2	4	6	40	0	59	-	-	-	-	-	-	-
Martin Marincin	44	0	6	6	16	-2	28	-	-	-	-	-	-	-
Will Acton	30	3	2	5	21	-2	18	-	-	-	-	-	-	-
Jesse Joensuu	42	3	2	5	16	-16	41	-	-	-	-	-	-	-
X - Corey Potter	16	0	5	5	21	0	16	-	-	-	-	-	-	-
Luke Gazdic	67	2	2	4	127	-8	30	-	-	-	-	-	-	-
X - Nick Schultz	60	0	4	4	24	-11	27	-	-	-	-	-	-	-
Oscar Klefbom	17	1	2	3	0	-6	14	-	-	-	-	-	-	-
Taylor Fedun	4	2	0	2	0	-1	6	-	-	-	-	-	-	-
X - Ladislav Smid	17	1	1	2	16	-6	6	-	-	-	-	-	-	-
Mark Fraser	(TOR)	19	0	1	1	33	-8	6	-	-	-	-	-	-
(EDM)	23	1	0	1	43	-7	5	-	-	-	-	-	-	-
(TOT)	42	1	1	2	76	-15	11	-	-	-	-	-	-	-
Steven Pinizzotto	6	0	2	2	15	-1	2	-	-	-	-	-	-	-
Roman Horak	(CGY)	1	0	0	0	0	0	-	-	-	-	-	-	-
(EDM)	2	1	0	1	0	-1	2	-	-	-	-	-	-	-
(TOT)	3	1	0	1	0	-1	2	-	-	-	-	-	-	-
Denis Grebeshkov	7	0	1	1	2	0	3	-	-	-	-	-	-	-
Ben Eager	7	0	1	1	2	1	4	-	-	-	-	-	-	-
Tyler Pitlick	10	1	0	1	0	-2	9	-	-	-	-	-	-	-
Anton Lander	27	0	1	1	4	-10	18	-	-	-	-	-	-	-
Ben Scrivens (G)	(LAK)	19	0	1	1	0	n/a	n/a	-	-	-	-	n/a	n/a
(EDM)	21	0	0	0	6	n/a	n/a	-	-	-	-	n/a	n/a	n/a
(TOT)	40	0	1	1	6	n/a	n/a	-	-	-	-	n/a	n/a	n/a
Richard Bachman (G)	3	0	0	0	0	n/a	n/a	-	-	-	-	n/a	n/a	n/a
Jason LaBarbera (G)	7	0	0	0	0	n/a	n/a	-	-	-	-	n/a	n/a	n/a
Viktor Fasth (G)	(ANA)	5	0	0	0	0	n/a	n/a	-	-	-	n/a	n/a	n/a
(EDM)	7	0	0	0	0	n/a	n/a	-	-	-	-	n/a	n/a	n/a
(TOT)	12	0	0	0	0	n/a	n/a	-	-	-	-	n/a	n/a	n/a
X - Ilya Bryzgalov (G)	20	0	0	0	0	n/a	n/a	-	-	-	-	n/a	n/a	n/a
X - Devan Dubnyk (G)	32	0	0	0	6	n/a	n/a	-	-	-	-	n/a	n/a	n/a
X - Linus Omark	1	0	0	0	0	-1	0	-	-	-	-	-	-	-
Ryan Hamilton	2	0	0	0	0	-2	0	-	-	-	-	-	-	-
Brad Hunt	3	0	0	0	0	-3	1	-	-	-	-	-	-	-
X - Mike Brown	8	0	0	0	19	1	1	-	-	-	-	-	-	-
Bench	-	-	-	-	20	-	-	-	-	-	-	-	-	-

GOALTENDER	REGULAR SEASON										PLAYOFFS				
	GP	MIN	GA	SO	GAA	SOG	SV%	W	L	OTL	GP	MIN	GA	GAA	SV%
X - Devan Dubnyk	32	1678	94	2	3.36	885	0.894	11	17	2	-	-	-	-	-
Ben Scrivens (LAK)	19	975	32	3	1.97	464	0.931	7	5	4	-	-	-	-	-
(EDM)	21	1235	62	1	3.01	741	0.916	9	11	0	-	-	-	-	-
(TOT)	40	2200	94	4	2.55	1205	0.922	16	16	4	-	-	-	-	-
X - Ilya Bryzgalov	20	1135	57	1	3.01	622	0.908	5	8	5	-	-	-	-	-
Viktor Fasth (ANA)	5	305	15	0	2.95	131	0.885	2	2	1	-	-	-	-	-
(EDM)	7	396	18	0	2.73	209	0.914	3	3	1	-	-	-	-	-
(TOT)	12	701	33	0	2.83	340	0.903	5	5	2	-	-	-	-	-
Jason LaBarbera	7	348	19	0	3.27	146	0.870	1	3	0	-	-	-	-	-
Richard Bachman	2	139	7	0	3.03	83	0.916	0	2	1	-	-	-	-	-
Empty net goals	-	-	10	-	-	-	-	-	-	-	-	-	-	-	-

X - Denotes did not finish the season with the Oilers

GAME-BY-GAME RESULTS

NAME OF GAME RESULTS					SCORE		RECORD		
#	DATE	OPP	GF	GA	RES	W	L	OTL	
1	0.1	@ WPG	4	5	L	0	1	0	
2	0.5	@ VAN	2	6	L	0	2	0	
3	0.7	NJD	5	4	W (SO)	1	2	0	
4	0.10	MTL	1	4	L	1	3	0	
5	0.12	@ TOR	5	6	L (OT)	1	3	1	
6	0.14	@ WSH	2	4	L	1	4	1	
7	0.15	@ PIT	2	3	L	1	5	1	
8	0.17	@ NYI	2	3	L	1	6	1	
9	0.19	@ OTT	3	1	W	2	6	1	
10	0.22	@ MTL	4	3	W	3	6	1	
11	0.24	WSH	1	4	L	3	7	1	
12	0.26	@ PHX	4	5	L	3	8	1	
13	0.27	@ LAK	1	2	L (SO)	3	9	2	
14	0.29	TOR	0	4	L	3	9	2	
15	N.2	DET	0	5	L	3	10	2	
16	N.5	@ FLA	4	3	W (OT)	4	10	2	
17	N.7	@ TBL	2	4	L	4	11	2	
18	N.9	@ PHI	2	4	L	4	12	2	
19	N.10	@ CHI	4	5	L	4	13	2	
20	N.13	DAL	0	3	L	4	14	2	
21	N.15	SJS	1	3	L	4	15	2	
22	N.16	@ CGY	4	2	W	5	15	2	
23	N.19	CBJ	7	0	W	6	15	2	
24	N.21	FLA	4	1	W	7	15	2	
25	N.25	CHI	1	5	L	7	16	2	
26	N.28	@ NSH	3	0	W	8	16	2	
27	N.29	@ CBJ	2	4	L	8	17	2	
28	D.1	@ DAL	3	2	W (SO)	9	17	2	
29	D.3	PHX	2	6	L	9	18	2	
30	D.5	COL	8	2	W	10	18	2	
31	D.7	CGY	1	2	L (OT)	10	18	3	
32	D.10	CAR	5	4	W (OT)	11	18	3	
33	D.12	BOS	2	4	L	11	19	3	
34	D.13	@ VAN	0	4	L	11	20	3	
35	D.15	@ ANA	2	3	L	11	21	3	
36	D.17	@ LAK	0	3	L	11	22	3	
37	D.19	@ COL	2	4	L	11	23	3	
38	D.21	STL	0	6	L	11	24	3	
39	D.23	WPG	6	2	W	12	24	3	
40	D.27	@ CGY	2	0	W	13	24	3	
41	D.28	PHI	3	4	L (SO)	13	24	4	
42	D.31	@ PHX	3	4	L (OT)	13	24	5	
43	J.2	@ SJS	1	5	L	13	25	5	
44	J.3	@ ANA	2	5	L	13	26	5	
45	J.5	TBL	5	3	W	14	26	5	
46	J.7	STL	2	5	L	14	27	5	
47	J.10	PIT	4	3	W (OT)	15	27	5	
48	J.12	@ CHI	3	5	L	15	28	5	
49	J.14	@ DAL	2	5	L	15	29	5	
50	J.16	@ MIN	1	4	L	15	30	5	
51	J.18	@ WPG	2	3	L (OT)	15	30	6	
52	J.21	VAN	1	2	L	15	31	6	
53	J.24	PHX	3	4	L	15	32	6	
54	J.26	NSH	5	1	W	16	32	6	
55	J.27	@ VAN	4	2	W	17	32	6	
56	J.29	SJS	3	0	W	18	32	6	
57	F.1	@ BOS	0	4	L	18	33	6	
58	F.3	@ BUF	3	2	W	19	33	6	
59	F.6	@ NYR	2	1	W	20	33	6	
60	F.7	@ NJD	1	2	L (OT)	20	33	7	
61	F.27	MIN	0	3	L	20	34	7	
62	M.1	CGY	1	2	L (OT)	20	34	8	
63	M.4	OTT	3	2	W	21	34	8	
64	M.6	NYI	3	2	W (OT)	22	34	8	
65	M.9	LAK	2	4	L	22	35	8	
66	M.11	@ MIN	4	3	W (SO)	23	35	8	
67	M.13	@ STL	2	6	L	23	36	8	
68	M.14	@ DET	1	2	L (SO)	23	36	9	
69	M.16	@ CAR	2	1	W	24	36	9	
70	M.18	NSH	5	1	W	25	36	9	
71	M.20	BUF	1	3	L	25	37	9	
72	M.22	CGY	1	8	L	25	38	9	
73	M.25	SJS	2	5	L	25	39	9	
74	M.28	ANA	4	3	W (OT)	26	39	9	
75	M.30	NYR	0	5	L	26	40	9	
76	A.1	@ SJS	4	5	L	26	41	9	
77	A.2	@ ANA	2	3	L	26	42	9	
78	A.4	@ PHX	3	2	W (SO)	27	42	9	
79	A.6	ANA	4	2	W	28	42	9	
80	A.8	COL	1	4	L	28	43	9	
81	A.10	LAK	0	3	L	28	44	9	
82	A.12	VAN	5	2	W	29	44	9	
TEAM TOTALS					203	270	29	44	9



EDMONTON OILERS 2014-15 RESULTS & STATISTICS

COACH	REGULAR SEASON							PLAYOFFS				
	GP	W	L	OTL	PTS	GF	GA	GP	W	L	GF	GA
Dallas Eakins (7-19-5), Craig MacTavish (0-3-2), Todd Nelson (17-22-7)	82	24	44	14	62	198	283	-	-	-	-	-
6th Pacific Division. 28th Overall. Playoffs: Did Not Qualify												

PLAYER	REGULAR SEASON							PLAYOFFS						
	GP	G	A	PTS	PIM	+/-	SOG	GP	G	A	PTS	PIM	+/-	SOG
Jordan Eberle	81	24	39	63	24	-16	183	-	-	-	-	-	-	-
Ryan Nugent-Hopkins	76	24	32	56	25	-12	189	-	-	-	-	-	-	-
Taylor Hall	53	14	24	38	40	-1	158	-	-	-	-	-	-	-
Benoit Pouliot	58	19	15	34	28	-1	105	-	-	-	-	-	-	-
Teddy Purcell	82	12	22	34	24	-33	146	-	-	-	-	-	-	-
Nail Yakupov	81	14	19	33	18	-35	191	-	-	-	-	-	-	-
Derek Roy	(NSH)	26	1	9	10	2	0	35	-	-	-	-	-	-
(EDM)	46	11	11	22	22	-13	78	-	-	-	-	-	-	-
(TOT)	72	12	20	32	24	-13	113	-	-	-	-	-	-	-
Justin Schultz	81	6	25	31	12	-17	122	-	-	-	-	-	-	-
Anton Lander	38	6	14	20	14	-12	61	-	-	-	-	-	-	-
Oscar Klefbom	60	2	18	20	4	-21	98	-	-	-	-	-	-	-
X - David Perron	38	5	14	19	20	-17	74	-	-	-	-	-	-	-
Matt Hendricks	71	8	8	16	76	-14	103	-	-	-	-	-	-	-
X - Jeff Petry	59	4	11	15	32	-25	103	-	-	-	-	-	-	-
Andrew Ference	70	3	11	14	39	-17	58	-	-	-	-	-	-	-
Boyd Gordon	68	6	7	13	17	-5	65	-	-	-	-	-	-	-
Matt Fraser	(BOS)	24	3	0	3	7	-5	29	-	-	-	-	-	-
(EDM)	36	5	4	9	10	-11	63	-	-	-	-	-	-	-
(TOT)	60	8	4	12	17	-16	92	-	-	-	-	-	-	-
X - Mark Arcobello	36	7	5	12	12	-7	54	-	-	-	-	-	-	-
Nikita Nikitin	42	4	6	10	12	-12	80	-	-	-	-	-	-	-
Rob Klinkhammer	(ARI)	19	3	0	3	4	3	23	-	-	-	-	-	-
(PIT)	10	1	2	3	0	0	10	-	-	-	-	-	-	-
(EDM)	40	1	2	3	23	-7	31	-	-	-	-	-	-	-
(TOT)	69	5	4	9	27	-4	64	-	-	-	-	-	-	-
Leon Draisaitl	37	2	7	9	4	-17	49	-	-	-	-	-	-	-
Mark Fayne	74	2	6	8	14	-21	78	-	-	-	-	-	-	-
Andrew Miller	9	1	5	6	0	-2	14	-	-	-	-	-	-	-
Martin Marincin	41	1	4	5	16	-4	38	-	-	-	-	-	-	-
Steven Pinizzotto	18	2	2	4	30	1	15	-	-	-	-	-	-	-
Jesse Joensuu	20	2	2	4	14	-8	18	-	-	-	-	-	-	-
Luke Gazdic	40	2	1	3	43	-4	26	-	-	-	-	-	-	-
Brad Hunt	11	1	2	3	0	-6	20	-	-	-	-	-	-	-
Iiro Pakarinen	17	1	2	3	2	-4	34	-	-	-	-	-	-	-
Tyler Pitlick	17	2	0	2	4	-3	18	-	-	-	-	-	-	-
Ryan Hamilton	16	1	1	2	6	-8	12	-	-	-	-	-	-	-
David Musil	4	0	2	2	2	-2	3	-	-	-	-	-	-	-
Brandon Davidson	12	1	0	1	0	-5	7	-	-	-	-	-	-	-
Jordan Oesterle	6	0	1	1	0	-4	7	-	-	-	-	-	-	-
Keith Aulie	31	0	1	1	66	-3	25	-	-	-	-	-	-	-
Ben Scrivens (G)	57	0	1	1	4	n/a	n/a	-	-	-	-	-	-	-
Laurent Brossoit (G)	1	0	0	0	0	n/a	n/a	-	-	-	-	-	-	-
Tyler Bunz (G)	1	0	0	0	0	n/a	n/a	-	-	-	-	-	-	-
Curtis Hamilton	1	0	0	0	0	5	0	-	-	-	-	-	-	-
Bogdan Yakimov	1	0	0	0	0	-1	1	-	-	-	-	-	-	-
Darnell Nurse	2	0	0	0	0	-2	2	-	-	-	-	-	-	-
Will Acton	3	0	0	0	5	-2	2	-	-	-	-	-	-	-
Richard Bachman (G)	7	0	0	0	0	n/a	n/a	-	-	-	-	-	-	-
Viktor Fasth (G)	26	0	0	0	0	n/a	n/a	-	-	-	-	-	-	-
Bench	-	-	-	-	10	-	-	-	-	-	-	-	-	-

GOALTENDER	REGULAR SEASON										PLAYOFFS							
	GP	MIN	GA	SO	GAA	SOG	SV%	W	L	OTL	GP	MIN	GA	GAA	SOG	SV%	W	L
Ben Scrivens	57	3228	170	1	3.16	1542	0.890	15	26	11	-	-	-	-	-	-	-	-
Viktor Fasth	26	1336	76	0	3.41	681	0.888	6	15	3	-	-	-	-	-	-	-	-
Richard Bachman	7	317	15	1	2.84	168	0.911	3	2	0	-	-	-	-	-	-	-	-
Laurent Brossoit	1	60	2	0	2.01	51	0.961	0	1	0	-	-	-	-	-	-	-	-
Tyler Bunz	1	20	3	0	9.00	12	0.750	0	0	0	-	-	-	-	-	-	-	-
Empty net goals	-	-	10	-	-	-	-	-	-	-	-	-	-	-	-	-	-	-

X - Denotes did not finish the season with the Oilers

GAME-BY-GAME RESULTS													SCORE		RECORD		
#	DATE	OPP	GF	GA	RES	W	L	OTL	#	DATE	OPP	GF	GA	RES	W	L	OTL
1	0.9	CGY	2	5	L	0	1	0	12	N.1	VAN	2	3	L	4	6	1
2	0.11	@VAN	4	5	L (SO)	0	1	1	13	N.4	@PHI	1	4	L	4	7	1
3	0.14	@LAK	1	6	L	0	2	1	14	N.6	@BOS	2	5	L	4	8	1
4	0.15	@ARI	4	7	L	0	3	1	15	N.7	@BUF	3	2	W	5	8	1
5	0.17	VAN	0	2	L	0	4	1	16	N.9	@NYR	3	1	W	6	8	1
6	0.20	TBL	3	2	W	1	4	1	17	N.11	@NSH	2	3	L	6	9	1
7	0.22	WSH	3	2	W	2	4	1	18	N.13	OTT	3	4	L (OT)	6	9	2
8	0.24	CAR	6	3	W	3	4	1	19	N.16	ARI	1	2	L	6	10	2
9	0.27	MTL	3	0	W	4	4	1	20	N.19	VAN	4	5	L	6	11	2
10	0.29	NSH	1	4	L	4	5	1	21	N.21	NJD	0	2	L	6	12	2
11	N.1	VAN	2	3	L	4	6	1	22	N.22	CHI	1	7	L	6	13	2
12	N.4	@PHI	1	4	L	4	7	1	23	N.25	@DAL	2	3	L	6	14	2
13	N.6	@BOS	2	5	L	4	8	1	24	N.27	@NSH	0	1	L (OT)	6	14	3
14	N.7	@BUF	3	2	W	5	8	1	25	N.28	@STL	3	4	L (OT)	6	14	4
15	N.9	@NYR	3	1	W	6	8	1	26	D.1	ARI	2	5	L	6	15	4
16	N.11	@NSH	2	3	L	6	9	1	27	D.3	@WPG	2	3	L (OT)	6	15	5
17	N.13	OTT	3	4	L (OT)	6	9	2	28	D.7	SJS	2	1	W	7	15	5
18	N.16	ARI	1	2	L	6	10	2	29	D.9	@SJS	2	5	L	7	16	5
19	N.19	VAN	4	5	L	6	11	2	30	D.10	@ANA	1	2	L	7	17	5
20	N.21	NJD	0	2	L	6	12	2	31	D.12	ANA	2	4	L	7	18	5
21	N.22	CHI	1	7	L	6	13	2	32	D.14	NYR	0	2	L	7	19	5
22	N.25	@DAL	2	3	L	6	14	2	33	D.16	@ARI	1	2	L (OT)	7	19	6
23	N.27	@NSH	0	1	L (OT)	6	14	3	34	D.18	@SJS	3	4	L	7	20	6
24	N.28	@STL	3	4	L (OT)	6	14	4	35	D.21	DAL	5	6	L (SO)	7	20	7
25	D.1	ARI	2	5	L	6	15	4	36	D.23	ARI	1	5	L	7	21	7
26	D.3	@WPG	2	3	L (OT)	6	15	5	37	D.27	@CGY	1	4	L	7	22	7
27	D.7	SJS	2	1	W	7	15	5	38	D.30	LAK	3	2	W (SO)	8	22	7
28	D.9	@SJS	2	5	L	7	16	5	39	D.31	@CGY	3	4	L (OT)	8	22	8
29	D.10	@ANA	1	2	L	7	17	5	40	J.2	@COL	1	2	L (SO)	8	22	9
30	D.12	ANA	2	4	L	7	18	5	41	J.4	NYI	5	2	W	9	22	9
31	D.14	NYR	0	2	L	7	19	5	42	J.6	DET	2	4	L	9	23	9
32	D.16	@ARI	1	2	L (OT)	7	19	6	43	J.9	CHI	5	2	W	10	23	9
33	D.18	@SJS	3	4	L	7	20	6	44	J.11	FLA	2	4	L	10	24	9
34	D.21	DAL	5	6	L (SO)	7	20	7	45	J.13	@STL	2	4	L	10	25	9
35	D.23	ARI	1	5	L	7	21	7	46	J.15	@TBL	2	3	L	10	26	9
36	D.27	@CGY	1	4	L	7	22	7	47	J.17	@FLA	3	2	W (SO)	11	26	9
37	D.30	LAK	3	2	W (SO)	8	22	7	48	J.20	MIN	1	2	L	12	27	9
38	D.31	@CGY	3	4	L (OT)	8	22	8	49	J.29	BUF	3	2	W	13	27	9
39	J.2	@COL	1	2	L (SO)	8	22	9	50	J.31	@CGY	2	4	L	13	28	9
40	J.4	NYI	5	2	W	9	22	9	51	F.2	@SJS	5	4	W (SO)	14	28	9
41	J.6	DET	2	4	L	9	23	9	52	F.4	PIT	0	2	L	14	29	9
42	J.9	CHI	5	2	W	10	23	9	53	F.7	@TOR	1	5	L	14	30	9
43	J.11	FLA	2	4	L	10	24	9	54	F.9	@NJD	2	1	W	15	30	9
44	J.13	@STL	2	4	L	10	25	9	55	F.10	NYI	2	3	L	15	31	9
45	J.15	@TBL	2	3	L	10	26	9	56	F.12	@MTL	4	3	W (OT)	16	31	9
46	J.17	@FLA	3	2	W (SO)	11	26	9	57	F.14	OTT	2	7	L	16	32	9
47	J.20	WSH	5	4	W (SO)	12	26	9	58	F.16	@WPG	4	5	L (SO)	16	32	10
48	J.27	MIN	1	2	L	12	27	9	59	F.18	BOS	4	3	W (SO)	17	32	10
49	J.29	BUF	3	2	W	13	27	9	60	F.20	MIN	0	4	L	17	33	10
50	J.31	@CGY	2	4	L	13	28	9	61	F.21	ANA	1	2	L	17	34	10
51	F.2	@SJS	5	4	W (SO)	14	28	9	62	F.24	@MIN	2	1	W	18	34	10
52	F.4	PIT	0	2	L	14	29	9	63	F.28	STL	1	2	L	18	35	10
53	F.7	@TOR	1	5	L	14	30	9	64	M.3	LAK	2	5	L (SO)	18	36	10
54	F.9	@NJD	2	1	W	15	30	9	65	M.6	@CHI	1	2	L	18	36	11
55	F.10	NYI	2	3	L	15	31	9	66	M.8	@CAR	4	7	L	18	37	11
56	F.12	@MTL	4	3	W (OT)	16	31	9	67	M.9	@DET	2	5	L	18	38	11
57	F.14	OTT	2	7	L	16	32	9	68	M.12	PIT	4	6	L	18	39	11
58	F.16	@WPG	4	5	L (SO)	16	32	10	69	M.13	@CBJ	4	5	L (SO)	18	39	12
59	F.18	BOS	4	3	W (SO)	17	32	10	70	M.16	TOR	4	1	W	19	39	12
60	F.20	MIN	0	4	L	17	33	10	71	M.18	CBJ	3	4	L (SO)	19	39	13
61	F.21	ANA	1	2	L	17	34	10	72	M.21	PHI	5	4	W (OT)	20	39	13
62	F.24	@MIN	2	1	W	18	34	10	73	M.23	WPG	1	4	L	20	40	13
63	F.28	STL	1	2	L	18	35	10	74	M.25	COL	4	3	W	21	40	13
64	M.3	LAK	2	5	L (SO)	18	36	10	75	M.27	DAL	4	0	W	22	40	13
65	M.6	@CHI	1	2	L	18	36	11	76	M.30	@COL	4	1	W	23	40	13
66	M.8	@CAR	4	7	L	18	37	11	77	A.1	@ANA	1	5	L	23	41	13
67	M.9	@DET	2	5	L	18	38	11	78	A.2	@LAK	2	8	L	23	42	13
68	M.12	PIT	4	6	L	18	39	11	79	A.4	CGY	0	4	L	23	43	13
69	M.13	@CBJ	4	5	L (SO)	18	39	12	80	A.7	LAK	4	2	W	24	43	13
70	M.16	TOR	4	1	W	19	39	12	81	A.9	SJS	1	3	L	24	44	13
71	M.18	CBJ	3	4	L (SO)	19	39	13	82	A.11	@VAN	5	6	L (OT)	24	44	14
72	M.21	PHI	5	4	W (OT)	20	39	13									
73	M.23	WPG	1	4	L	20	40	13									
74	M.25	COL	4	3	W	21	40	13									
75	M.27	DAL	4	0	W	22	40	13									
76	M.30	@COL	4	1	W	23	40	13									
77	A.1	@ANA	1	5	L	23	41	13									
78	A.2	@LAK	2	8	L	23	42	13									
79	A.4	CGY	0	4	L	23	43	13									
80	A.7	LAK	4	2	W	24	43	13									
81	A.9	SJS	1	3	L	24	44	13									
82	A.11	@VAN	5	6	L (OT)	24	44	14									
TEAM TOTALS			198	283		24	44	14									



EDMONTON OILERS 2015-16 RESULTS & STATISTICS

COACH	REGULAR SEASON						PLAYOFFS					
	GP	W	L	OTL	PTS	GF	GA	GP	W	L	GF	GA
Todd McLellan	82	31	43	8	70	203	245	-	-	-	-	-

7th Pacific Division, 29th Overall, Playoffs: Did Not Qualify.

PLAYER	REGULAR SEASON							PLAYOFFS						
	GP	G	A	PTS	PIM	+/-	SOG	GP	G	A	PTS	PIM	+/-	SOG
Taylor Hall	82	26	39	65	54	-4	286	-	-	-	-	-	-	-
Leon Draisaitl	72	19	32	51	20	-2	133	-	-	-	-	-	-	-
Connor McDavid	45	16	32	48	18	-1	105	-	-	-	-	-	-	-
Jordan Eberle	69	25	22	47	14	-12	173	-	-	-	-	-	-	-
Teddy Purcell	(FLA)	15	3	8	11	2	-2	19	-	-	-	-	-	-
	(EDM)	61	11	21	32	10	-9	130	-	-	-	-	-	-
	(TOT)	76	14	29	43	12	-11	149	-	-	-	-	-	-
Benoit Pouliot	55	14	22	36	30	-6	109	-	-	-	-	-	-	-
Ryan Nugent-Hopkins	55	12	22	34	18	-9	108	-	-	-	-	-	-	-
Andrej Sekera	81	6	24	30	12	-15	155	-	-	-	-	-	-	-
Patrick Maroon	(ANA)	56	4	9	13	54	-13	65	-	-	-	-	-	-
	(EDM)	16	8	6	14	34	6	39	-	-	-	-	-	-
	(TOT)	72	12	15	27	88	-7	104	-	-	-	-	-	-
Mark Letestu	82	10	15	25	10	-21	107	-	-	-	-	-	-	-
Nail Yakupov	60	8	15	23	24	-16	127	-	-	-	-	-	-	-
Lauri Korpikoski	71	10	12	22	10	-17	88	-	-	-	-	-	-	-
Iiro Pakarinen	63	5	8	13	8	-10	76	-	-	-	-	-	-	-
Matt Hendricks	68	5	7	12	82	2	62	-	-	-	-	-	-	-
Oscar Klefbom	30	4	8	12	6	-4	48	-	-	-	-	-	-	-
Brandon Davidson	51	4	7	11	20	7	63	-	-	-	-	-	-	-
X - Justin Schultz	45	3	7	10	14	-22	59	-	-	-	-	-	-	-
Darnell Nurse	69	3	7	10	60	-13	120	-	-	-	-	-	-	-
Zack Kassian	36	3	5	8	114	-7	42	-	-	-	-	-	-	-
Mark Fayne	69	2	5	7	18	-6	61	-	-	-	-	-	-	-
Adam Clendening	(PIT)	9	0	1	1	10	3	11	-	-	-	-	-	-
	(EDM)	20	1	5	6	10	3	32	-	-	-	-	-	-
	(TOT)	29	1	6	7	20	6	43	-	-	-	-	-	-
Eric Gryba	53	1	5	6	75	0	58	-	-	-	-	-	-	-
Jordan Oesterle	17	0	5	5	0	1	24	-	-	-	-	-	-	-
Adam Cracknell	(VAN)	44	5	5	10	14	1	55	-	-	-	-	-	-
	(EDM)	8	0	0	0	6	-2	13	-	-	-	-	-	-
	(TOT)	52	5	5	10	20	-1	68	-	-	-	-	-	-
Adam Pardy	(WPG)	14	0	1	1	8	-3	10	-	-	-	-	-	-
	(EDM)	9	0	3	3	6	-4	12	-	-	-	-	-	-
	(TOT)	23	0	4	4	14	-7	22	-	-	-	-	-	-
Anton Lander	61	1	2	3	18	-9	54	-	-	-	-	-	-	-
Juihar Khaira	15	0	2	2	13	-2	14	-	-	-	-	-	-	-
Rob Klinkhammer	14	1	0	1	6	-6	10	-	-	-	-	-	-	-
Luke Gazdic	29	1	0	1	24	-6	18	-	-	-	-	-	-	-
Nikita Nikitin	11	0	1	1	8	-5	12	-	-	-	-	-	-	-
Anton Slepyshev	11	0	1	1	2	-5	5	-	-	-	-	-	-	-
X- Anders Nilsson (G)	26	0	1	1	4	n/a	n/a	-	-	-	-	n/a	n/a	-
Griffin Reinhart	29	0	1	1	20	-6	24	-	-	-	-	-	-	-
Cam Talbot (G)	56	0	1	1	0	n/a	n/a	-	-	-	-	n/a	n/a	-
Laurent Brossoit (G)	5	0	0	0	0	n/a	n/a	-	-	-	-	n/a	n/a	-
Andrew Ference	6	0	0	0	6	-4	4	-	-	-	-	-	-	-
Andrew Miller	6	0	0	0	0	-1	3	-	-	-	-	-	-	-
Brad Hunt	7	0	0	0	2	-1	12	-	-	-	-	-	-	-
Bench	-	-	-	-	18	-	-	-	-	-	-	-	-	-
TEAM TOTALS	82	199	343	542	794	-206	2386	-	-	-	-	-	-	-

GOALTENDER	REGULAR SEASON										PLAYOFFS					
	GP	MIN	GA	SO	GAA	SOG	SV%	W	L	OTL	GP	MIN	GA	GAA	SOG	SV%
Cam Talbot	56	3223	137	3	2.55	1648	0.917	21	27	5	-	-	-	-	-	-
X- Anders Nilsson	26	1413	74	0	3.14	745	0.901	10	12	2	-	-	-	-	-	-
Laurent Brossoit	5	300	18	0	3.61	142	0.873	0	4	1	-	-	-	-	-	-
Empty net goals	-	-	13	-	-	-	-	-	-	-	-	-	-	-	-	-
TEAM TOTALS	82	4981	242	3	2.91	2548	0.905	31	43	8	-	-	-	-	-	-

GAME-BY-GAME RESULTS

DATE BY GAME RESULTS					SCORE		RECORD			
#	DATE	OPP	GF	GA	RES	W	L	OTL		
1	0.8	@ STL	1	3	L	0	1	0	0	
2	0.10	@ NSH	0	2	L	0	2	0	0	
3	0.13	@ DAL	2	4	L	0	3	0	0	
4	0.15	STL	2	4	L	0	4	0	0	
5	0.17	@ CGY	5	2	W	1	4	0	0	
6	0.18	@ VAN	2	1	W (OT)	2	4	0	0	
7	0.21	DET	3	1	W	3	4	0	0	
8	0.23	WSH	4	7	L	3	5	0	0	
9	0.25	LAK	2	3	L	3	6	0	0	
10	0.27	@ MIN	3	4	L	3	7	0	0	
11	0.29	MTL	4	3	W	4	7	0	0	
12	0.31	CGY	4	5	L	4	8	0	0	
13	N.3	PHI	4	2	W	5	8	0	0	
14	N.6	PIT	1	2	L	5	9	0	0	
15	N.8	@ CHI	2	4	L	5	10	0	0	
16	N.11	@ ANA	4	3	W (OT)	6	10	0	0	
17	N.12	@ ARI	1	4	L	6	11	0	0	
18	N.14	@ LAK	3	4	L	6	12	0	0	
19	N.18	CHI	3	4	L (OT)	6	12	1	0	
20	N.20	NJD	5	1	W	7	12	1	0	
21	N.23	@ WSH	0	1	L	7	13	1	0	
22	N.25	@ CAR	1	4	L	7	14	1	0	
23	N.27	@ DET	3	4	L (OT)	7	14	2	0	
24	N.28	@ PIT	3	2	W (SO)	8	14	2	0	
25	N.30	@ TOR	0	3	L	8	15	2	0	
26	D.2	BOS	3	2	W (SO)	9	15	2	0	
27	D.4	DAL	2	1	W (OT)	10	15	2	0	
28	D.6	BUF	4	2	W	11	15	2	0	
29	D.9	SJS	4	3	W (OT)	12	15	2	0	
30	D.11	NYR	7	5	W	13	15	2	0	
31	D.14	@ BOS	3	2	W (OT)	14	15	2	0	
32	D.15	@ NYR	2	4	L	14	16	2	0	
33	D.17	@ CHI	0	4	L	14	17	2	0	
34	D.19	@ COL	1	5	L	14	18	2	0	
35	D.21	WPG	3	1	W	15	18	2	0	
36	D.26	@ VAN	1	2	L (OT)	15	18	3	0	
37	D.27	@ CGY	3	5	L	15	19	3	0	
38	D.29	LAK	2	5	L	15	20	3	0	
39	D.31	ANA	0	1	L	15	21	3	0	
40	J.2	ARI	4	3	W (SO)	16	21	3	0	
41	J.4	CAR	1	0	W (OT)	17	21	3	0	
42	J.8	TBL	2	3	L	17	22	3	0	
43	J.10	FLA	1	2	L	17	23	3	0	
44	J.12	@ ARI	3	4	L (OT)	17	23	4	0	
45	J.14	@ SJS	1	2	L (SO)	17	23	5	0	
46	J.16	CGY	2	1	W (SO)	18	23	5	0	
47	J.18	@ FLA	4	2	W	19	23	5	0	
48	J.19	@ TBL	4	6	L	19	24	5	0	
49	J.21	@ DAL	2	3	L	19	25	5	0	
50	J.23	NSH	1	4	L	19	26	5	0	
51	F.2	CBJ	5	1	W	20	26	5	0	
52	F.4	@ OTT	7	2	W	21	26	5	0	
53	F.6	@ MTL	1	5	L	21	27	5	0	
54	F.7	@ NYI	1	8	L	21	28	5	0	
55	F.9	@ NJD	1	2	L	21	29	5	0	
56	F.11	TOR	5	2	W	22	29	5	0	
57	F.13	WPG	1	2	L (SO)	22	29	6	0	
58	F.16	ANA	3	5	L	22	30	6	0	
59	F.18	MIN	2	5	L	22	31	6	0	
60	F.20	COL	2	3	L	22	32	6	0	
61	F.23	OTT	1	4	L	22	33	6	0	
62	F.25	@ LAK	1	2	L	22	34	6	0	
63	F.26	@ ANA	1	2	L (OT)	22	34	7	0	
64	F.28	NYI	3	1	W	23	34	7	0	
65	M.1	@ PHI	2	1	W (OT)	24	34	7	0	
66	M.3	@ BUF	4	0	W	25	34	7	0	
67	M.4	@ CBJ	3	6	L	25	35	7	0	
68	M.6	@ WPG	2	1	W	26	35	7	0	
69	M.8	SJS	0	3	L	26	36	7	0	
70	M.10	@ MIN	2	1	W	27	36	7	0	
71	M.12	ARI	0	4	L	27	37	7	0	
72	M.14	NSH	2	3	L	27	38	7	0	
73	M.16	STL	6	4	W	28	38	7	0	
74	M.18	VAN	2	0	W	29	38	7	0	
75	M.20	COL	2	3	L	29	39	7	0	
76	M.22	@ ARI	2	4	L	29	40	7	0	
77	M.24	@ SJS	6	3	W	30	40	7	0	
78	M.26	@ LAK	4	6	L	30	41	7	0	
79	M.28	ANA	1	2	L	30	42	7	0	
80	A.2	CGY	0	5	L	30	43	7	0	
81	A.4	VAN	6	2	W	31	43	7	0	
82	A.9	@ VAN	3	4	L (SO)	31	43	8	0	
TEAM TOTALS			203	245		31	43	8	0	



EDMONTON OILERS 2016-17 RESULTS & STATISTICS

COACH	REGULAR SEASON						PLAYOFFS					
	GP	W	L	OTL	PTS	GF	GA	GP	W	L	GF	GA
Todd McLellan	82	47	26	9	103	247	212	13	7	6	36	35
2nd Pacific Division, 8th Overall; Playoffs: Won first round 4-2 vs. San Jose;												
Lost second round 4-3 to Anaheim												

PLAYER	REGULAR SEASON							PLAYOFFS						
	GP	G	A	PTS	PIM	+/-	SOG	GP	G	A	PTS	PIM	+/-	SOG
Connor McDavid	82	30	70	100	26	27	251	13	5	4	9	2	3	37
Leon Draisaitl	82	29	48	77	20	7	172	13	6	10	16	19	8	22
Jordan Eberle	82	20	31	51	16	3	208	13	0	2	2	2	-6	22
Milan Lucic	82	23	27	50	50	-3	175	13	2	4	6	20	-5	17
Ryan Nugent-Hopkins	82	18	25	43	29	-10	200	13	0	4	4	2	-3	33
Patrick Maroon	81	27	15	42	95	13	178	13	3	5	8	28	2	33
Oscar Klefbom	82	12	26	38	6	7	201	12	2	3	5	0	-2	25
Mark Letestu	78	16	19	35	17	-2	120	13	5	6	11	2	-4	33
Andrej Sekera	80	8	27	35	18	14	128	11	1	2	3	2	-1	18
Zack Kassian	79	7	17	24	101	4	110	13	3	0	3	27	1	19
Adam Larsson	79	4	15	19	55	21	85	13	2	4	6	4	-4	15
Drake Caggiula	60	7	11	18	16	3	93	13	3	0	3	25	0	22
Matt Benning	62	3	12	15	29	8	69	12	0	3	3	12	3	9
Benoit Pouliot	67	8	6	14	34	-5	77	13	0	0	0	4	-2	18
David Desharnais (MTL)	31	4	6	10	6	5	30	-	-	-	-	-	-	-
(EDM)	18	2	2	4	6	-1	16	13	1	3	4	0	3	6
(TOT)	49	6	8	14	12	4	46	13	1	3	4	0	3	6
Kris Russell	68	1	12	13	23	5	68	13	0	4	4	4	2	16
Tyler Pitlick	31	8	3	11	6	0	54	-	-	-	-	-	-	-
Darnell Nurse	44	5	6	11	33	0	85	13	0	2	2	6	0	18
Anton Slepyshev	41	4	6	10	4	5	55	12	3	0	3	4	1	16
Jesse Puljujarvi	28	1	7	8	10	5	41	-	-	-	-	-	-	-
Matt Hendricks	42	4	3	7	29	-3	42	-	-	-	-	-	-	-
Eric Gryba	40	2	4	6	65	-5	45	3	0	0	0	4	-1	0
Iiro Pakarinen	14	2	2	4	2	2	15	1	0	0	0	0	-1	0
Anton Lander	22	1	3	4	6	2	12	-	-	-	-	-	-	-
Mark Fayne	4	0	2	2	0	1	4	-	-	-	-	-	-	-
Juhhar Khaira	10	1	0	1	2	1	10	-	-	-	-	-	-	-
X - Brandon Davidson	28	0	1	1	16	1	29	-	-	-	-	-	-	-
Jordan Oesterle	2	0	0	0	0	-1	2	-	-	-	-	-	-	-
Dillon Simpson	3	0	0	0	2	0	2	-	-	-	-	-	-	-
X - Taylor Beck	3	0	0	0	4	-1	0	-	-	-	-	-	-	-
Jonas Gustavsson (G)	7	0	0	0	0	n/a	n/a	-	-	-	-	-	n/a	n/a
Laurent Brossoit (G)	8	0	0	0	0	n/a	n/a	1	0	0	0	0	n/a	n/a
Cam Talbot (G)	73	0	0	0	4	n/a	n/a	13	0	1	1	0	n/a	n/a
Griffin Reinhart	-	-	-	-	-	-	-	1	0	1	1	0	0	1
Bench	-	-	-	-	14	-	-	-	-	-	-	6	-	-

GOALTENDER	REGULAR SEASON										PLAYOFFS							
	GP	MIN	GA	SO	GAA	SOG	SV%	W	L	OTL	GP	MIN	GA	SOG	SV%	W	L	
Cam Talbot	73	4294	171	7	2.39	2117	0.919	42	22	8	13	799	33	2.48	437	0.924	7	6
Laurent Brossoit	8	332	11	0	1.99	153	0.928	4	1	0	1	27	2	4.42	8	0.750	0	0
Jonas Gustavsson	7	329	17	0	3.10	139	0.878	1	3	1	-	-	-	-	-	-	-	-
Empty net goals	-	-	8	-	-	-	-	-	-	-	-	-	0	-	-	-	-	-

GAME-BY-GAME RESULTS

#	DATE	OPP	SCORE		RES	RECORD		L	OTL
			GF	GA		W	L		
1	0.12	@ CGY	7	4	W	1	0	0	0
2	0.14	@ CGY	5	3	W	2	0	0	0
3	0.16	BUF	2	6	L	2	1	0	0
4	0.18	CAR	3	2	W	3	1	0	0
5	0.20	STL	3	1	W	4	1	0	0
6	0.23	@ WPG	3	0	W	5	1	0	0
7	0.26	WSH	4	1	W	6	1	0	0
8	0.28	@ VAN	2	0	W	7	1	0	0
9	0.30	OTT	0	2	L	7	2	0	0
10	N.1	@ TOR	2	3	L (OT)	7	2	1	0
11	N.3	@ NYR	3	5	L	7	3	1	0
12	N.5	@ NYI	4	3	W (SO)	8	3	1	0
13	N.6	@ PIT	2	1	W	9	3	1	0
14	N.8	@ DET	3	4	L	9	4	1	0
15	N.11	DAL	2	3	L	9	5	1	0
16	N.13	NYR	1	3	L	9	6	1	0
17	N.15	@ ANA	1	4	L	9	7	1	0
18	N.17	@ LAK	2	4	L	9	8	1	0
19	N.19	@ DAL	5	2	W	10	8	1	0
20	N.21	CHI	5	0	W	11	8	1	0
21	N.23	@ COL	6	3	W	12	8	1	0
22	N.25	@ ARI	2	3	L (SO)	12	8	2	0
23	N.27	ARI	1	2	L	12	9	2	0
24	N.29	TOR	2	4	L	12	10	2	0
25	D.1	@ WPG	6	3	W	13	10	2	0
26	D.3	ANA	3	2	W (OT)	14	10	2	0
27	D.4	MIN	1	2	L (OT)	14	10	3	0
28	D.6	@ BUF	3	4	L (OT)	14	10	4	0
29	D.8	@ PHI	5	6	L	14	11	4	0
30	D.9	@ MIN	2	3	L (SO)	14	11	5	0
31	D.11	WPG	3	2	W	15	11	5	0
32	D.13	CBJ	1	3	L	15	12	5	0
33	D.17	TBL	3	2	W (SO)	16	12	5	0
34	D.19	@ STL	3	2	W	17	12	5	0
35	D.21	@ ARI	3	2	W	18	12	5	0
36	D.23	@ SJS	2	3	L (OT)	18	12	6	0
37	D.29	LAK	3	1	W	19	12	6	0
38	D.31	VAN	2	3	L (SO)	19	12	7	0
39	J.1	@ CBJ	1	3	L	19	13	7	0
40	J.5	@ BOS	4	3	W	20	13	7	0
41	J.7	@ NJD	2	1	W (OT)	21	13	7	0
42	J.8	@ OTT	3	5	L	21	14	7	0
43	J.10	SJS	3	5	L	21	15	7	0
44	J.12	NJD	3	2	W (OT)	22	15	7	0
45	J.14	CGY	2	1	W (SO)	23	15	7	0
46	J.16	ARI	3	1	W	24	15	7	0
47	J.18	FLA	4	3	W (OT)	25	15	7	0
48	J.20	NSH	2	3	L (SO)	25	15	8	0
49	J.21	@ CGY	7	3	W	26	15	8	0
50	J.25	@ ANA	4	0	W	27	15	8	0
51	J.26	@ SJS	4	1	W	28	15	8	0
52	J.31	MIN	2	5	L	28	16	8	0
53	F.2	@ NSH	0	2	L	28	17	8	0
54	F.3	@ CAR	1	2	L	28	18	8	0
55	F.5	@ MTL	1	0	W (SO)	29	18	8	0
56	F.11	CHI	1	5	L	29	19	8	0
57	F.14	ARI	5	2	W	30	19	8	0
58	F.16	PHI	6	3	W	31	19	8	0
59	F.18	@ CHI	1	1	W	32	19	8	0
60	F.21	@ TBL	1	4	L	32	20	8	0
61	F.22	@ FLA	4	3	W	33	20	8	0
62	F.24	@ WSH	1	2	L	33	21	8	0
63	F.26	@ NSH	4	5	L	33	22	8	0
64	F.28	@ STL	2	1	W	34	22	8	0
65	M.4	DET	4	3	W	35	22	8	0
66	M.7	NYI	1	4	L	35	23	8	0
67	M.10	PIT	2	3	L (SO)	35	23	9	0
68	M.12	MTL	1	4	L	35	24	9	0
69	M.14	DAL	7	1	W	36	24	9	0
70	M.16	BOS	7	4	W	37	24	9	0
71	M.18	VAN	2	0	W	38	24	9	0
72	M.20	LAK	2	0	W	39	24	9	0
73	M.22	@ ANA	3	4	L	39	25	9	0
74	M.23	@ COL	7	4	W	40	25	9	0
75	M.25	COL	4	1	W	41	25	9	0
76	M.28	LAK	2	1	W	42	25	9	0
77	M.30	SJS	3	2	W	43	25	9	0
78	A.1	ANA	3	2	W (OT)	44	25	9	0
79	A.4	@ LAK	4	6	L	44	26	9	0
80	A.6	@ SJS	4	2	W	45	26	9	0
81	A.8	@ VAN	3	2	W	46	26	9	0
82	A.9	VAN	5	2	W	47	26	9	0
TEAM TOTALS			247	212		47	26	9	0

X - Denotes did not finish the season with the Oilers



EDMONTON OILERS 2017-18 RESULTS & STATISTICS

COACH	REGULAR SEASON						PLAYOFFS					
	GP	W	L	OTL	PTS	GF	GA	GP	W	L	GF	GA
Todd McLellan	82	36	40	6	78	234	263	-	-	-	-	-

7th Pacific Division, 29th Overall, Playoffs: Did Not Qualify.

PLAYER	REGULAR SEASON							PLAYOFFS						
	GP	G	A	PTS	PIM	+/-	SOG	GP	G	A	PTS	PIM	+/-	SOG
Connor McDavid	82	41	67	108	26	20	274	-	-	-	-	-	-	-
Leon Draisaitl	78	25	45	70	30	-7	194	-	-	-	-	-	-	-
Ryan Nugent-Hopkins	62	24	24	48	20	10	151	-	-	-	-	-	-	-
Ryan Strome	82	13	21	34	33	-4	147	-	-	-	-	-	-	-
Milan Lucic	82	10	24	34	80	-12	147	-	-	-	-	-	-	-
X - Patrick Maroon	57	14	16	30	60	5	121	-	-	-	-	-	-	-
Michael Cammalleri (LA)	15	3	4	7	4	1	24	-	-	-	-	-	-	-
(EDM)	51	4	18	22	14	-4	104	-	-	-	-	-	-	-
(TOT)	66	7	22	29	18	-3	128	-	-	-	-	-	-	-
Darnell Nurse	82	6	20	26	67	15	194	-	-	-	-	-	-	-
Jujhar Khaira	69	11	10	21	47	-7	73	-	-	-	-	-	-	-
Matt Benning	73	6	15	21	49	5	111	-	-	-	-	-	-	-
Oscar Klefbom	66	5	16	21	18	-12	203	-	-	-	-	-	-	-
Kris Russell	78	4	17	21	8	-7	90	-	-	-	-	-	-	-
Drake Caggiula	67	13	7	20	37	-13	104	-	-	-	-	-	-	-
Jesse Puljujarvi	65	12	8	20	14	-1	136	-	-	-	-	-	-	-
X - Mark Letestu	60	8	11	19	10	-17	95	-	-	-	-	-	-	-
Zack Kassian	74	7	12	19	92	-8	86	-	-	-	-	-	-	-
Pontus Aberg	(NSH)	37	2	6	8	8	39	-	-	-	-	-	-	-
(EDM)	16	2	6	8	2	1	31	-	-	-	-	-	-	-
(TOT)	53	4	12	16	10	9	70	-	-	-	-	-	-	-
Adam Larsson	63	4	9	13	34	10	92	-	-	-	-	-	-	-
Anton Slepyshev	50	6	6	12	8	-4	73	-	-	-	-	-	-	-
Ty Rattie	14	5	4	9	2	1	32	-	-	-	-	-	-	-
Yohann Auvin	33	3	6	9	8	4	69	-	-	-	-	-	-	-
Andrej Sekera	36	0	8	8	6	-15	36	-	-	-	-	-	-	-
X - Brandon Davidson	23	3	1	4	10	-2	28	-	-	-	-	-	-	-
Ethan Bear	18	1	3	4	10	-11	20	-	-	-	-	-	-	-
Iiro Pakarinen	40	2	1	3	6	1	50	-	-	-	-	-	-	-
Kailer Yamamoto	9	0	3	3	2	-2	23	-	-	-	-	-	-	-
Eric Gryba	21	0	2	2	31	4	19	-	-	-	-	-	-	-
Al Montoya (G)	(MTL)	4	0	1	1	0	n/a	n/a	-	-	-	-	-	-
(EDM)	9	0	1	1	0	n/a	n/a	-	-	-	-	-	n/a	n/a
(TOT)	13	0	2	2	0	n/a	n/a	-	-	-	-	-	-	-
Laurent Brossoit (G)	14	0	1	1	0	n/a	n/a	-	-	-	-	-	n/a	n/a
X - Jussi Jokinen	14	0	1	1	2	-3	22	-	-	-	-	-	-	-
Cam Talbot (G)	67	0	1	1	8	n/a	n/a	-	-	-	-	-	n/a	n/a
Brad Malone	7	0	0	0	6	0	9	-	-	-	-	-	-	-
X - Nathan Walker	2	0	0	0	2	-1	2	-	-	-	-	-	-	-
Keegan Lowe	2	0	0	0	0	-1	4	-	-	-	-	-	-	-
Bench	-	-	-	-	10	-	-	-	-	-	-	-	-	-

GOALTENDER	REGULAR SEASON							PLAYOFFS						
	GP	MIN	GA	SO	GAA	SOG	SV%	W	L	OTL	GP	MIN	GA	GAA
Cam Talbot	67	3730	188	1	3.02	2036	0.908	31	31	3	-	-	-	-
Laurent Brossoit	14	740	40	0	3.24	343	0.883	3	7	1	-	-	-	-
Al Montoya (MTL)	4	223	14	0	3.77	102	0.863	2	1	0	-	-	-	-
(EDM)	9	469	23	0	2.94	244	0.906	2	2	2	-	-	-	-
(TOT)	13	692	37	0	3.21	346	0.893	4	3	2	-	-	-	-
Empty net goals	-	-	11	-	-	-	-	-	-	-	-	-	-	-

GAME-BY-GAME RESULTS

#	DATE	OPP	SCORE		RES	RECORD		L	OTL
			GF	GA		W	L		
1	0.4	@ CGY	3	0	W	1	0	0	0
2	0.7	@ VAN	2	3	L	1	1	0	0
3	0.9	WPG	2	5	L	1	2	0	0
4	0.14	OTT	1	6	L	1	3	0	0
5	0.17	CAR	3	5	L	1	4	0	0
6	0.19	@ CHI	2	1	W	2	4	0	0
7	0.21	@ PHI	1	2	L	2	5	0	0
8	0.24	@ PIT	1	2	L (OT)	2	5	1	0
9	0.26	DAL	5	4	W	3	5	1	0
10	0.28	WSH	2	5	L	3	6	1	0
11	N.1	PIT	2	3	L	3	7	1	0
12	N.3	NJD	6	3	W	4	7	1	0
13	N.5	DET	0	4	L	4	8	1	0
14	N.7	@ NYI	2	1	W	5	8	1	0
15	N.9	@ NJD	3	2	W	6	8	1	0
16	N.11	@ NYR	2	4	L	6	9	1	0
17	N.12	@ WSH	1	2	L (SO)	6	9	2	0
18	N.14	VGK	8	2	W	7	9	2	0
19	N.16	STL	1	4	L	7	10	2	0
20	N.18	@ DAL	3	6	L	7	11	2	0
21	N.21	@ STL	3	8	L	7	12	2	0
22	N.22	@ DET	6	2	W	8	12	2	0
23	N.24	@ BUF	1	3	L	8	13	2	0
24	N.26	@ BOS	4	2	W	9	13	2	0
25	N.28	ARI	3	2	W	10	13	2	0
26	N.30	TOR	4	6	L	10	14	2	0
27	D.2	@ CGY	7	5	W	11	14	2	0
28	D.6	PHI	2	4	L	11	15	2	0
29	D.9	@ Mtl	6	2	W	12	15	2	0
30	D.10	@ TOR	0	1	L	12	16	2	0
31	D.12	@ CBJ	7	2	W	13	16	2	0
32	D.14	NSH	0	4	L	13	17	2	0
33	D.16	@ MIN	3	2	W	14	17	2	0
34	D.18	SJS	5	3	W	15	17	2	0
35	D.21	STL	3	2	W	16	17	2	0
36	D.23	MTL	4	1	W	17	17	2	0
37	D.27	@ WPG	3	4	L	17	18	2	0
38	D.29	CHI	3	4	L (OT)	17	18	3	0
39	D.31	WPG	0	5	L	17	19	3	0
40	J.2	LAK	0	5	L	17	20	3	0
41	J.4	ANA	2	1	W (SO)	18	20	3	0
42	J.6	@ DAL	1	5	L	18	21	3	0
43	J.7	@ CHI	1	4	L	18	22	3	0
44	J.9	@ NSH	1	2	L	18	23	3	0
45	J.12	@ ARI	4	2	W	19	23	3	0
46	J.13	@ VGK	3	2	W	20	23	3	0
47	J.20	VAN	5	2	W	21	23	3	0
48	J.23	BUF	0	5	L	21	24	3	0
49	J.25	CGY	4	3	W (SO)	22	24	3	0
50	F.1	COL	3	4	L (OT)	22	24	4	0
51	F.5	TBL	6	2	W	23	24	4	0
52	F.7	@ LAK	2	5	L	23	25	4	0
53	F.9	@ ANA	2	3	L	23	26	4	0
54	F.10	@ SJS	4	6	L	23	27	4	0
55	F.12	FLA	5	7	L	23	28	4	0
56	F.15	@ VGK	1	4	L	23	29	4	0
57	F.17	@ ARI	0	1	L	23	30	4	0
58	F.18	@ COL	4	2	W	24	30	4	0
59	F.20	BOS	2	3	L	24	31	4	0
60	F.22	COL	3	2	W	25	31	4	0
61	F.24	@ LAK	4	3	W	26	31	4	0
62	F.25	@ ANA	6	5	W (SO)	27	31	4	0
63	F.27	@ SJS	2	5	L	27	32	4	0
64	M.1	NSH	2	4	L	27	33	4	0
65	M.3	NYR	2	3	L	27	34	4	0
66	M.5	ARI	4	3	W	28	34	4	0
67	M.8	NYI	2	1	W (SO)	29	34	4	0
68	M.10	MIN	4	1	W	30	34	4	0
69	M.13	@ CGY	0	1	L	30	35	4	0
70	M.14	SJS	3	4	L (OT)	30	35	5	0
71	M.17	@ FLA	4	2	W	31	35	5	0
72	M.18	@ TBL	1	3	L	31	36	5	0
73	M.20	@ CAR	7	3	W	32	36	5	0
74	M.22	@ OTT	6	2	W	33	36	5	0
75	M.24	LAK	3	2	W	34	36	5	0
76	M.25	ANA	4	5	L (OT)	34	36	6	0
77	M.27	CBJ	3	7	L	34	37	6	0
78	M.29	@ VAN	1	2	L	34	38	6	0
79	M.31	@ CGY	2	3	L	34	39	6	0
80	A.2	@ MIN	0	3	L	34	40	6	0
81	A.5	VGK	4	3	W	35	40	6	0
82	A.7	VAN	3	2	W (SO)	36	40	6	0
TEAM TOTALS			234	263		36	40	6	0

X - Denotes did not finish the season with the Oilers



EDMONTON OILERS
STANLEY CUP PLAYOFFS



OILERS YEARLY PLAYOFF RECORD 1979-80 TO 2017-18

SEASON	SERIES	W	L	PCT	GP	W	L	PCT	GF	GA	OT		HOME		AWAY	
											W	L	W	L	W	L
1979-80	1	0	1	0.000	3	0	3	0.000	6	12	0	2	0	1	0	2
1980-81	2	1	1	0.500	9	5	4	0.556	35	35	0	1	2	2	3	2
1981-82	1	0	1	0.000	5	2	3	0.400	23	27	1	1	1	2	1	1
1982-83	4	3	1	0.750	16	11	5	0.688	80	50	0	0	7	2	4	3
1983-84	4	4	0	1.000	19	15	4	0.789	94	56	1	2	9	2	6	2
1984-85	4	4	0	1.000	18	15	3	.833	98	57	2	0	10	0	5	3
1985-86	2	1	1	0.500	10	6	4	0.600	41	30	1	0	3	3	3	1
1986-87	4	4	0	1.000	21	16	5	0.762	87	57	2	0	9	3	7	2
1987-88	4	4	0	1.000	18	16	2	0.889	84	53	2	0	11	0	5	2
1988-89	1	0	1	0.000	7	3	4	0.429	20	25	0	0	2	1	1	3
1989-90	4	4	0	1.000	22	16	5	0.727	93	60	3	1	8	3	8	3
1990-91	3	2	1	0.667	18	9	9	0.500	57	60	4	2	6	3	3	6
1991-92	3	2	1	0.667	16	8	8	0.500	49	54	1	1	5	3	3	5
1992-93					DID NOT QUALIFY FOR THE STANLEY CUP PLAYOFFS											
1993-94					DID NOT QUALIFY FOR THE STANLEY CUP PLAYOFFS											
1994-95					DID NOT QUALIFY FOR THE STANLEY CUP PLAYOFFS											
1995-96					DID NOT QUALIFY FOR THE STANLEY CUP PLAYOFFS											
1996-97	2	1	1	0.500	12	5	7	0.417	32	37	3	1	2	3	3	4
1997-98	2	1	1	0.500	12	5	7	0.417	24	25	0	2	1	4	4	3
1998-99	1	0	1	0.000	4	0	4	0.000	7	11	0	1	0	2	0	2
1999-00	1	0	1	0.000	5	1	4	0.200	11	14	0	0	1	1	0	3
2000-01	1	0	1	0.000	6	2	4	0.333	13	16	1	3	1	2	1	2
2001-02					DID NOT QUALIFY FOR THE STANLEY CUP PLAYOFFS											
2002-03	1	0	1	0.000	6	2	4	0.333	11	20	0	0	1	2	1	2
2003-04					DID NOT QUALIFY FOR THE STANLEY CUP PLAYOFFS											
2004-05					DID NOT QUALIFY FOR THE STANLEY CUP PLAYOFFS											
2005-06	4	3	1	0.750	24	15	9	0.625	70	61	3	1	8	3	7	6
2006-07					DID NOT QUALIFY FOR THE STANLEY CUP PLAYOFFS											
2007-08					DID NOT QUALIFY FOR THE STANLEY CUP PLAYOFFS											
2008-09					DID NOT QUALIFY FOR THE STANLEY CUP PLAYOFFS											
2009-10					DID NOT QUALIFY FOR THE STANLEY CUP PLAYOFFS											
2010-11					DID NOT QUALIFY FOR THE STANLEY CUP PLAYOFFS											
2011-12					DID NOT QUALIFY FOR THE STANLEY CUP PLAYOFFS											
2012-13					DID NOT QUALIFY FOR THE STANLEY CUP PLAYOFFS											
2013-14					DID NOT QUALIFY FOR THE STANLEY CUP PLAYOFFS											
2014-15					DID NOT QUALIFY FOR THE STANLEY CUP PLAYOFFS											
2015-16					DID NOT QUALIFY FOR THE STANLEY CUP PLAYOFFS											
2016-17	2	1	1	0.500	13	7	6	0.538	36	35	1	3	3	3	4	3
2017-18					DID NOT QUALIFY FOR THE STANLEY CUP PLAYOFFS											
TOTALS	51	35	16	0.686	264	159	104	0.602	971	795	25	21	90	45	69	60



OILERS PLAYOFF RECORD VS. OPPONENTS (1979-80 TO 2017-18)

SEASON	SERIES	W	L	PCT	GP	W	L	PCT	GF	GA	OT		HOME		AWAY	
											W	L	W	L	W	L
Anaheim	2	1	1	0.500	12	7	5	0.583	30	34	0	2	2	3	5	2
Boston	2	2	0	1.000	9	8	1	0.889	38	17	1	0	4	1	4	0
Calgary	5	4	1	0.800	30	19	11	0.633	132	96	3	3	10	6	9	5
Carolina	1	0	1	0.000	7	3	4	0.429	16	19	1	0	2	1	1	3
Chicago	4	3	1	0.750	20	12	8	0.600	102	77	0	1	7	3	5	5
Colorado	2	1	1	0.500	12	5	7	0.417	30	35	0	2	2	3	3	4
Dallas	8	2	6	0.250	42	15	27	0.357	104	118	4	5	7	13	8	14
Detroit	3	3	0	1.000	16	12	4	0.650	58	43	2	1	7	2	5	2
Los Angeles	7	5	2	0.714	36	24	12	0.667	154	127	7	2	14	5	10	7
Montreal	1	1	0	1.000	3	3	0	1.000	15	6	0	0	1	0	2	0
NY Islanders	3	1	2	0.333	15	6	9	0.400	47	58	0	1	4	4	2	5
Philadelphia	3	2	1	0.667	15	8	7	0.533	49	44	1	2	6	2	2	5
San Jose	2	2	0	1.000	12	8	4	0.667	31	26	2	1	5	1	3	3
Vancouver	2	2	0	1.000	9	7	2	0.778	35	20	1	0	5	0	2	2
Winnipeg	6	6	0	1.000	26	22	4	0.846	120	75	3	1	14	1	8	3
TOTALS	51	35	16	0.686	264	159	105	0.602	961	795	25	21	90	45	69	60

OILERS RECORD IN THE STANLEY CUP FINAL

SEASON	SERIES	W	L	PCT	GP	W	L	PCT	GF	GA	OT		HOME		AWAY	
											W	L	W	L	W	L
Boston	2	2	0	1.000	9	8	1	0.889	38	17	1	0	4	1	4	0
Carolina	1	0	1	0.000	7	3	4	0.429	16	19	1	0	2	1	1	3
NY Islanders	2	1	1	0.500	9	4	5	0.444	27	29	0	0	3	2	1	3
Philadelphia	2	2	0	1.000	12	8	4	0.667	43	32	1	0	6	1	2	3
TOTALS	7	5	2	0.714	37	23	14	0.622	124	97	3	0	15	5	8	9



OILERS YEARLY PLAYOFF RECORD 1979-80 TO 2017-18

1980 PLAYOFFS

DATE	CITY	RESULTS	WINNING GOAL	WINNING GOALTENDER
April 8	Philadelphia	Philadelphia 4, Edmonton 3*	Clarke	Peeters
April 9	Philadelphia	Philadelphia 5, Edmonton 1	Clarke	Peeters
April 11	Edmonton	Philadelphia 3, Edmonton 2**	Linseman	Myre

* Bobby Clarke scored at 8:06 overtime

** Ken Linseman scored at 23:56 overtime

(PHILADELPHIA WON SERIES 3-0)

1981 PLAYOFFS

DATE	CITY	RESULTS	WINNING GOAL	WINNING GOALTENDER
April 8	Montreal	Edmonton 6, Montreal 3	Callighen	Moog
April 9	Montreal	Edmonton 3, Montreal 1	Siltanen	Moog
April 11	Edmonton	Edmonton 6, Montreal 2	Gretzky	Moog

(EDMONTON WON SERIES 3-0)

April 16	Uniondale	NY Islanders 8, Edmonton 2	Tonelli	Smith
April 17	Uniondale	NY Islanders 6, Edmonton 3	D. Potvin	Smith
April 19	Edmonton	Edmonton 5, NY Islanders 2	Hagman	Moog
April 20	Edmonton	NY Islanders 5, Edmonton 4*	Morrow	Melanson
April 22	Uniondale	Edmonton 4, NY Islanders 3	Hagman	Moog
April 24	Edmonton	NY Islanders 5, Edmonton 2	Nystrom	Smith

* Ken Morrow scored at 5:41 overtime

(NY ISLANDERS WON SERIES 4-2)

1982 PLAYOFFS

DATE	CITY	RESULTS	WINNING GOAL	WINNING GOALTENDER
April 7	Edmonton	Los Angeles 10, Edmonton 8	Simmer	Lessard
April 8	Edmonton	Edmonton 3, Los Angeles 2*	Gretzky	Fuhr
April 10	Los Angeles	Los Angeles 6, Edmonton 5**	Evans	Lessard
April 12	Los Angeles	Edmonton 3, Los Angeles 2	Anderson	Fuhr
April 13	Edmonton	Los Angeles 7, Edmonton 4	Nicholls	Lessard

* Wayne Gretzky scored at 6:20 overtime

** Daryl Evans scored at 2:35 overtime (LOS ANGELES WON SERIES 3-2)

1983 PLAYOFFS

DATE	CITY	RESULTS	WINNING GOAL	WINNING GOALTENDER
April 7	Edmonton	Edmonton 4, Winnipeg 3	Messier	Moog
April 9	Winnipeg	Edmonton 4, Winnipeg 3	Linseman	Moog

(EDMONTON WON SERIES 3-0)

April 14	Edmonton	Edmonton 6, Calgary 3	Hughes	Moog
April 15	Edmonton	Edmonton 5, Calgary 1	Gregg	Moog
April 17	Calgary	Edmonton 10, Calgary 2	Gretzky	Moog
April 18	Calgary	Calgary 6, Edmonton 5	Meredith	Edwards
April 20	Edmonton	Edmonton 9, Calgary 1	Messier	Moog

(EDMONTON WON SERIES 4-1)

April 24	Edmonton	Edmonton 8, Chicago 4	Gretzky	Moog
April 26	Edmonton	Edmonton 8, Chicago 2	Anderson	Moog
May 1	Chicago	Edmonton 3, Chicago 2	Anderson	Moog
May 3	Chicago	Edmonton 6, Chicago 3	Pouzar	Moog

(EDMONTON WON SERIES 4-0)

May 10	Edmonton	NY Islanders 2, Edmonton 0	D. Sutter	Smith
May 12	Edmonton	NY Islanders 6, Edmonton 3	Bourne	Smith
May 14	Uniondale	NY Islanders 5, Edmonton 1	Bourne	Smith
May 17	Uniondale	NY Islanders 4, Edmonton 2	Bossy	Smith

(NY ISLANDERS WON SERIES 4-0)



1984 PLAYOFFS

DATE	CITY	RESULTS	WINNING GOAL	WINNING GOALTENDER
April 4	Edmonton	Edmonton 9, Winnipeg 2	Coffey	Fuhr
April 5	Edmonton	Edmonton 5, Winnipeg 4*	Gregg	Fuhr
April 7	Winnipeg	Edmonton 4, Winnipeg 1	Semenko	Fuhr
* Randy Gregg scored at 0:21 overtime (EDMONTON WON SERIES 3-0)				
April 12	Edmonton	Edmonton 5, Calgary 2	Gretzky	Fuhr
April 13	Edmonton	Calgary 6, Edmonton 5*	Wilson	Edwards
April 15	Calgary	Edmonton 3, Calgary 2	Pouzar	Fuhr
April 16	Calgary	Edmonton 5, Calgary 3	Messier	Fuhr
April 18	Edmonton	Calgary 5, Edmonton 4	Eaves	Lemelin
April 20	Calgary	Calgary 5, Edmonton 4**	McDonald	Lemelin
April 22	Edmonton	Edmonton 7, Calgary 4	Linseman	Moog
* Carey Wilson scored at 3:42 overtime ** Lanny McDonald scored at 1:04 overtime (EDMONTON WON SERIES 4-3)				

April 24	Edmonton	Edmonton 7, Minnesota 1	Gretzky	Fuhr
April 26	Edmonton	Edmonton 4, Minnesota 3	Gretzky	Moog
April 28	Minnesota	Edmonton 8, Minnesota 5	Linseman	Moog
May 1	Minnesota	Edmonton 3, Minnesota 1	Linseman	Fuhr
(EDMONTON WON SERIES 4-0)				

May 10	Uniondale	Edmonton 1, NY Islanders 0	McClelland	Fuhr
May 12	Uniondale	NY Islanders 6, Edmonton 1	Gilbert	Smith
May 15	Edmonton	Edmonton 7, NY Islanders 2	Anderson	Fuhr
May 17	Edmonton	Edmonton 7, NY Islanders 2	Messier	Moog
May 19	Edmonton	Edmonton 5, NY Islanders 2	Linseman	Moog
(EDMONTON WON SERIES 4-1)				

1985 PLAYOFFS

DATE	CITY	RESULTS	WINNING GOAL	WINNING GOALTENDER
April 10	Edmonton	Edmonton 3, Los Angeles 2*	Fogolin	Fuhr
April 11	Edmonton	Edmonton 4, Los Angeles 2	Krushelnyski	Fuhr
April 13	Los Angeles	Edmonton 4, Los Angeles 3**	Anderson	Fuhr
* Lee Fogolin scored at 3:01 overtime ** Glenn Anderson scored at 0:46 overtime (EDMONTON WON SERIES 3-0)				

April 18	Edmonton	Edmonton 4, Winnipeg 2	Coffey	Fuhr
April 20	Edmonton	Edmonton 5, Winnipeg 2	Coffey	Fuhr
April 23	Winnipeg	Edmonton 5, Winnipeg 4	Gretzky	Fuhr
April 25	Winnipeg	Edmonton 8, Winnipeg 3	Kurri	Fuhr
(EDMONTON WON SERIES 4-0)				

May 4	Edmonton	Edmonton 11, Chicago 2	Coffey	Fuhr
May 7	Edmonton	Edmonton 7, Chicago 3	Kurri	Fuhr
May 9	Chicago	Chicago 5, Edmonton 2	Darryl Sutter	Bannerman
May 12	Chicago	Chicago 8, Edmonton 6	Larmer	Bannerman
May 14	Edmonton	Edmonton 10, Chicago 5	Gretzky	Fuhr
May 16	Chicago	Edmonton 8, Chicago 2	Messier	Fuhr
(EDMONTON WON SERIES 4-2)				

May 21	Philadelphia	Philadelphia 4, Edmonton 1	Ron Sutter	Lindbergh
May 23	Philadelphia	Edmonton 3, Philadelphia 1	Lindstrom	Fuhr
May 25	Edmonton	Edmonton 4, Philadelphia 3	Krushelnyski	Fuhr
May 28	Edmonton	Edmonton 5, Philadelphia 3	Gretzky	Fuhr
May 30	Edmonton	Edmonton 8, Philadelphia 3	Coffey	Fuhr
(EDMONTON WON SERIES 4-1)				



1986 PLAYOFFS

DATE	CITY	RESULTS	WINNING GOAL	WINNING GOALTENDER
April 9	Edmonton	Edmonton 7, Vancouver 3	Krushelnyski	Fuhr
April 10	Edmonton	Edmonton 5, Vancouver 1	Gretzky	Moog
April 12	Vancouver	Edmonton 5, Vancouver 1	Krushelnyski	Fuhr
(EDMONTON WON SERIES 3-0)				
April 18	Edmonton	Calgary 4, Edmonton 1	Suter	Vernon
April 20	Edmonton	Edmonton 6, Calgary 5*	Anderson	Fuhr
April 22	Calgary	Calgary 3, Edmonton 2	Otto	Vernon
April 24	Calgary	Edmonton 7, Calgary 4	Gretzky	Fuhr
April 26	Edmonton	Calgary 4, Edmonton 1	McDonald	Vernon
April 28	Calgary	Edmonton 5, Calgary 2	Anderson	Fuhr
April 30	Edmonton	Calgary 3, Edmonton 2	Berezan	Vernon

* Glenn Anderson scored at 1:04 overtime
(CALGARY WON SERIES 4-3)

1987 PLAYOFFS

DATE	CITY	RESULTS	WINNING GOAL	WINNING GOALTENDER
April 8	Edmonton	Los Angeles 5, Edmonton 2	Williams	Melanson
April 9	Edmonton	Edmonton 13, Los Angeles 3	Gregg	Moog
April 11	Los Angeles	Edmonton 6, Los Angeles 5	Kurri	Moog
April 12	Los Angeles	Edmonton 6, Los Angeles 3	Tikkanen	Fuhr
April 14	Edmonton	Edmonton 5, Los Angeles 4	Anderson	Fuhr
(EDMONTON WON SERIES 4-1)				
April 21	Edmonton	Edmonton 3, Winnipeg 2*	Anderson	Fuhr
April 23	Edmonton	Edmonton 5, Winnipeg 3	Lemay	Fuhr
April 25	Winnipeg	Edmonton 5, Winnipeg 2	Kurri	Fuhr
April 27	Winnipeg	Edmonton 4, Winnipeg 2	Ruotsalainen	Fuhr

* Glenn Anderson scored at 0:36 overtime
(EDMONTON WON SERIES 4-0)

May 5	Edmonton	Detroit 3, Edmonton 1	Kocur	Stefan
May 7	Edmonton	Edmonton 4, Detroit 1	Kurri	Fuhr
May 9	Detroit	Edmonton 2, Detroit 1	McSorley	Fuhr
May 11	Detroit	Edmonton 3, Detroit 2	Krushelnyski	Fuhr
May 13	Edmonton	Edmonton 6, Detroit 3	Messier	Fuhr
(EDMONTON WON SERIES 4-1)				

May 17	Edmonton	Edmonton 4, Philadelphia 2	Coffey	Fuhr
May 20	Edmonton	Edmonton 3, Philadelphia 2*	Kurri	Fuhr
May 22	Philadelphia	Philadelphia 5, Edmonton 3	McCrimmon	Hextall
May 24	Philadelphia	Edmonton 4, Philadelphia 1	Lowe	Fuhr
May 26	Edmonton	Philadelphia 4, Edmonton 3	Tocchet	Hextall
May 28	Philadelphia	Philadelphia 3, Edmonton 2	Daigneault	Hextall
May 31	Edmonton	Edmonton 3, Philadelphia 1	Kurri	Fuhr

* Jari Kurri scored at 6:50 overtime
(EDMONTON WON SERIES 4-3)



1988 PLAYOFFS

DATE	CITY	RESULTS	WINNING GOAL	WINNING GOALTENDER
April 6	Edmonton	Edmonton 7, Winnipeg 4	Simpson	Fuhr
April 7	Edmonton	Edmonton 3, Winnipeg 2	Simpson	Fuhr
April 9	Winnipeg	Winnipeg 6, Edmonton 4	Gilhen	Berthiaume
April 10	Winnipeg	Edmonton 5, Winnipeg 3	Lacombe	Fuhr
April 12	Edmonton	Edmonton 6, Winnipeg 2	Kurri	Fuhr
(EDMONTON WON SERIES 4-1)				
April 19	Calgary	Edmonton 3, Calgary 1	Kurri	Fuhr
April 21	Calgary	Edmonton 5, Calgary 4*	Gretzky	Fuhr
April 23	Edmonton	Edmonton 4, Calgary 2	Anderson	Fuhr
April 25	Edmonton	Edmonton 6, Calgary 4	Hannan	Fuhr
* Wayne Gretzky scored at 7:54 of overtime. (EDMONTON WON SERIES 4-0)				
May 3	Edmonton	Edmonton 4, Detroit 1	Gregg	Fuhr
May 5	Edmonton	Edmonton 5, Detroit 3	Simpson	Fuhr
May 7	Detroit	Detroit 5, Edmonton 2	Probert	Hanlon
May 9	Detroit	Edmonton 4, Detroit 3*	Kurri	Fuhr
May 11	Edmonton	Edmonton 8, Detroit 4	Acton	Fuhr
* Jari Kurri scored at 11:02 of overtime (EDMONTON WON SERIES 4-1)				
May 18	Edmonton	Edmonton 2, Boston 1	Acton	Fuhr
May 20	Edmonton	Edmonton 4, Boston 2	Gretzky	Fuhr
May 22	Boston	Edmonton 6, Boston 3	Tikkanen	Fuhr
May 24	Boston	Edmonton 3, Boston 3*	-	-
May 26	Edmonton	Edmonton 6, Boston 3	Gretzky	Fuhr
* Game cancelled due to power failure. (EDMONTON WON SERIES 4-0)				

1989 PLAYOFFS

DATE	CITY	RESULTS	WINNING GOAL	WINNING GOALTENDER
April 5	Los Angeles	Edmonton 4, Los Angeles 3	Simpson	Fuhr
April 6	Los Angeles	Los Angeles 5, Edmonton 2	Kontos	Hrudey
April 8	Edmonton	Edmonton 4, Los Angeles 0	Carson	Fuhr
April 9	Edmonton	Edmonton 4, Los Angeles 3	Smith	Fuhr
April 11	Los Angeles	Los Angeles 4, Edmonton 2	Robitaille	Hrudey
April 13	Edmonton	Los Angeles 4, Edmonton 1	Wiemer	Hrudey
April 15	Los Angeles	Los Angeles 6, Edmonton 3	Nicholls	Hrudey
(LOS ANGELES WON SERIES 4-3)				

1990 PLAYOFFS

DATE	CITY	RESULTS	WINNING GOAL	WINNING GOALTENDER
April 4	Edmonton	Winnipeg 7, Edmonton 5	Ashton	Essensa
April 6	Edmonton	Edmonton 3, Winnipeg 2*	Lamb	Ranford
April 8	Winnipeg	Winnipeg 2, Edmonton 1	Hawerchuk	Essensa
April 10	Winnipeg	Winnipeg 4, Edmonton 3**	Ellett	Essensa
April 12	Edmonton	Edmonton 4, Winnipeg 3	Messier	Ranford
April 14	Winnipeg	Edmonton 4, Winnipeg 3	Kurri	Ranford
April 16	Edmonton	Edmonton 4, Winnipeg 1	Lamb	Ranford
* Mark Lamb scored at 4:21 of overtime. ** Dave Ellett scored at 21:08 of overtime. (EDMONTON WON SERIES 4-3)				



April 18	Edmonton	Edmonton 7, Los Angeles 0	Anderson	Ranford
April 20	Edmonton	Edmonton 6, Los Angeles 1	Simpson	Ranford
April 22	Los Angeles	Edmonton 5, Los Angeles 4	Graves	Ranford
April 24	Los Angeles	Edmonton 6, Los Angeles 5*	Murphy	Ranford

* Joe Murphy scored at 4:42 of overtime.
(EDMONTON WON SERIES 4-0)

May 2	Edmonton	Edmonton 5, Chicago 2	S. Smith	Ranford
May 4	Edmonton	Chicago 4, Edmonton 3	Wilson	Millen
May 6	Chicago	Chicago 5, Edmonton 1	Larmer	Millen
May 8	Chicago	Edmonton 4, Chicago 2	Simpson	Ranford
May 10	Edmonton	Edmonton 4, Chicago 3	Kurri	Ranford
May 12	Chicago	Edmonton 8, Chicago 4	Murphy	Ranford

(EDMONTON WON SERIES 4-2)

May 15	Boston	Edmonton 3, Boston 2*	Klima	Ranford
May 18	Boston	Edmonton 7, Boston 2	Kurri	Ranford
May 20	Edmonton	Boston 2, Edmonton 1	Johnston	Moog
May 22	Edmonton	Edmonton 5, Boston 1	Anderson	Ranford
May 24	Boston	Edmonton 4, Boston 1	Simpson	Ranford

* Petr Klima scored at 55:13 of overtime.
(EDMONTON WON SERIES 4-1)

1990 PLAYOFFS

DATE	CITY	RESULTS	WINNING GOAL	WINNING GOALTENDER
April 4	Calgary	Edmonton 3, Calgary 1	Klima	Fuhr
April 6	Calgary	Calgary 3, Edmonton 1	Gilmour	Vernon
April 8	Edmonton	Edmonton 4, Calgary 3	Murphy	Fuhr
April 10	Edmonton	Edmonton 5, Calgary 2	Tikkanen	Fuhr
April 12	Calgary	Calgary 5, Edmonton 3	Nattress	Vernon
April 14	Edmonton	Calgary 2, Edmonton 1*	Fleury	Vernon
April 16	Calgary	Edmonton 5, Calgary 4**	Tikkanen	Fuhr

* Theoren Fleury scored at 4:40 of overtime.

** Esa Tikkanen scored at 6:58 of overtime.

(EDMONTON WON SERIES 4-3)

April 18	Los Angeles	Los Angeles 4, Edmonton 3*	Robitaille	Hrudey
April 20	Los Angeles	Edmonton 4, Los Angeles 3**	Klima	Fuhr
April 22	Edmonton	Edmonton 4, Los Angeles 3***	Tikkanen	Fuhr
April 24	Edmonton	Edmonton 4, Los Angeles 2	Gelinas	Fuhr
April 26	Los Angeles	Los Angeles 5, Edmonton 2	Robitaille	Hrudey
April 28	Edmonton	Edmonton 4, Los Angeles 3****	MacTavish	Ranford

* Luc Robitaille scored at 2:13 of overtime.

** Petr Klima scored at 24:48 of overtime.

*** Esa Tikkanen scored at 20:48 of overtime.

****Craig MacTavish scored at 16:57 of overtime.

(EDMONTON WON SERIES 4-2)

May 2	Edmonton	Minnesota 3, Edmonton 1	Gagner	Casey
May 4	Edmonton	Edmonton 7, Minnesota 2	Klima	Fuhr
May 6	Minnesota	Minnesota 7, Edmonton 3	B. Smith	Casey
May 8	Minnesota	Minnesota 5, Edmonton 1	Modano	Casey
May 10	Edmonton	Minnesota 3, Edmonton 2	B. Smith	Casey

(MINNESOTA WON SERIES 4-1)

1992 PLAYOFFS

DATE	CITY	RESULTS	WINNING GOAL	WINNING GOALTENDER
April 18	Los Angeles	Edmonton 3, Los Angeles 1	Glynn	Ranford
April 20	Los Angeles	Los Angeles 8, Edmonton 5	Huddy	Hrudey
April 22	Edmonton	Edmonton 4, Los Angeles 3	Nicholls	Ranford
April 24	Edmonton	Los Angeles 4, Edmonton 3	Robitaille	Hrudey



April 26	Los Angeles	Edmonton 5, Los Angeles 2	Tikkanen	Ranford
April 28	Edmonton	Edmonton 3, Los Angeles 0	Beranek	Ranford
(EDMONTON WON SERIES 4-2)				
May 3	Vancouver	Edmonton 4, Vancouver 3*	Murphy	Ranford
May 4	Vancouver	Vancouver 4, Edmonton 0	Courtnall	McLean
May 6	Edmonton	Edmonton 5, Vancouver 2	Murphy	Ranford
May 8	Edmonton	Edmonton 3, Vancouver 2	Mellanby	Ranford
May 10	Vancouver	Vancouver 4, Edmonton 3	Ronning	McLean
May 12	Edmonton	Edmonton 3, Vancouver 0	MacTavish	Ranford

* Joe Murphy scored at 8:36 of overtime.
(EDMONTON WON SERIES 4-2)

May 16	Chicago	Chicago 8, Edmonton 2	Peluso	Belfour
May 18	Chicago	Chicago 4, Edmonton 2	Goulet	Belfour
May 20	Edmonton	Chicago 4, Edmonton 3*	Roenick	Belfour
May 22	Edmonton	Chicago 5, Edmonton 1	Roenick	Belfour

* Jeremy Roenick scored at 2:45 of overtime.
(CHICAGO WON SERIES 4-0)

1997 PLAYOFFS

DATE	CITY	RESULTS	WINNING GOAL	WINNING GOALTENDER
April 16	Dallas	Dallas 5, Edmonton 3	Modano	Moog
April 18	Dallas	Edmonton 4, Dallas 0	Grier	Joseph
April 20	Edmonton	Edmonton 4, Dallas 3*	Buchberger	Joseph
April 22	Edmonton	Dallas 4, Edmonton 3	Langenbrunner	Moog
April 25	Dallas	Edmonton 1, Dallas 0**	Smyth	Joseph
April 27	Edmonton	Dallas 3, Edmonton 2	Modano	Moog
April 29	Dallas	Edmonton 4, Dallas 3***	Marchant	Joseph

***Kelly Buchberger scored at 9:15 of overtime.

** Ryan Smyth scored at 20:22 of overtime.

***Todd Marchant scored at 12:26 of overtime.
(EDMONTON WON SERIES 4-3)

May 2	Denver	Colorado 5, Edmonton 1	Lemieux	Roy
May 4	Denver	Colorado 4, Edmonton 1	Kamensky	Roy
May 7	Edmonton	Edmonton 4, Colorado 3	Smyth	Joseph
May 9	Edmonton	Colorado 3, Edmonton 2*	Lemieux	Roy
May 11	Denver	Colorado 4, Edmonton 3	Deadmarsh	Roy

***Claude Lemieux scored at 8:35 of overtime.
(COLORADO WON SERIES 4-1)

1998 PLAYOFFS

DATE	CITY	RESULTS	WINNING GOAL	WINNING GOALTENDER
April 22	Denver	Edmonton 3, Colorado 2	Mironov	Joseph
April 24	Denver	Colorado 5, Edmonton 2	Sakic	Roy
April 26	Edmonton	Colorado 5, Edmonton 4*	Sakic	Roy
April 28	Edmonton	Colorado 3, Edmonton 1	Lemieux	Roy
April 30	Denver	Edmonton 3, Colorado 1	Grier	Joseph
May 2	Edmonton	Edmonton 2, Colorado 0	Berehowsky	Joseph
May 4	Denver	Edmonton 4, Colorado 0	Niinimaa	Joseph

***Joe Sakic scored at 15:25 of overtime.
(EDMONTON WON SERIES 4-3)

May 7	Dallas	Dallas 3, Edmonton 1	Zubov	Belfour
May 9	Dallas	Edmonton 2, Dallas 0	Weight	Joseph
May 11	Edmonton	Dallas 1, Edmonton 0*	Hogue	Belfour
May 13	Edmonton	Dallas 3, Edmonton 1	Hogue	Belfour
May 16	Dallas	Dallas 2, Edmonton 1	Adams	Belfour

***Benoit Hogue scored at 13:07 of overtime.
(DALLAS WON SERIES 4-1)



1999 PLAYOFFS

DATE	CITY	RESULTS	WINNING GOAL	WINNING GOALTENDER
April 21	Dallas	Dallas 2, Edmonton 1	Carbonneau	Belfour
April 23	Dallas	Dallas 3, Edmonton 2	Langenbrunner	Belfour
April 25	Edmonton	Dallas 3, Edmonton 2	Nieuwendyk	Belfour
April 27	Edmonton	Dallas 3, Edmonton 2*	Nieuwendyk	Belfour

***Joe Nieuwendyk scored at 57:34 of overtime.

(DALLAS WON SERIES 4-0)

2000 PLAYOFFS

DATE	CITY	RESULTS	WINNING GOAL	WINNING GOALTENDER
April 12	Dallas	Dallas 2, Edmonton 1	Lyashenko	Belfour
April 13	Dallas	Dallas 3, Edmonton 0	Muller	Belfour
April 16	Edmonton	Edmonton 5, Dallas 2	Weight	Salo
April 18	Edmonton	Dallas 4, Edmonton 3	Carbonneau	Belfour
April 21	Dallas	Dallas 3, Edmonton 2	Hull	Belfour

(DALLAS WON SERIES 4-1)

2001 PLAYOFFS

DATE	CITY	RESULTS	WINNING GOAL	WINNING GOALTENDER
April 11	Dallas	Dallas 2, Edmonton 1*	Langenbrunner	Belfour
April 14	Dallas	Edmonton 4, Dallas 3	Carter	Salo
April 15	Edmonton	Dallas 3, Edmonton 2**	Hogue	Belfour
April 17	Edmonton	Edmonton 2, Dallas 1***	Comrie	Salo
April 19	Dallas	Dallas 4, Edmonton 3****	Muller	Belfour
April 21	Edmonton	Dallas 3, Edmonton 1	Nieuwendyk	Belfour

* Jamie Langenbrunner scored at 2:08 of overtime.

** Benoit Hogue scored at 19:48 of overtime.

*** Mike Comrie scored at 17:19 of overtime.

**** Kirk Muller scored at 8:01 of overtime.

(DALLAS WON SERIES 4-2)

2003 PLAYOFFS

DATE	CITY	RESULTS	WINNING GOAL	WINNING GOALTENDER
April 9	Dallas	Edmonton 2, Dallas 1	Horcoff	Salo
April 11	Dallas	Dallas 6, Edmonton 1	Young	Turco
April 13	Edmonton	Edmonton 3, Dallas 2	Dvorak	Salo
April 15	Edmonton	Dallas 3, Edmonton 1	Barnes	Turco
April 17	Dallas	Dallas 5, Edmonton 2	Modano	Turco
April 19	Edmonton	Dallas 3, Edmonton 2	Modano	Turco

(DALLAS WON SERIES 4-2)

2006 PLAYOFFS

DATE	CITY	RESULTS	WINNING GOAL	WINNING GOALTENDER
April 21	Detroit	Detroit 3, Edmonton 2*	Maltby	Legace
April 23	Detroit	Edmonton 4, Detroit 2	Winchester	Roloson
April 25	Edmonton	Edmonton 4, Detroit 3**	Stoll	Roloson
April 27	Edmonton	Detroit 4, Edmonton 2	Lidstrom	Legace
April 29	Detroit	Edmonton 3, Detroit 2	Horcoff	Roloson
May 1	Edmonton	Edmonton 4, Detroit 3	Hemsky	Roloson

***Kirk Maltby scored at 22:39 of overtime.

** Jarret Stoll scored at 28:44 of overtime.

(EDMONTON WON SERIES 4-2)



May 7	San Jose	San Jose 2, Edmonton 1	Ehrhoff	Toskala
May 8	San Jose	San Jose 2, Edmonton 1	Thornton	Toskala
May 10	Edmonton	Edmonton 3, San Jose 2*	Horcoff	Roloson
May 12	Edmonton	Edmonton 6, San Jose 3	Smith	Roloson
May 14	San Jose	Edmonton 6, San Jose 3	Pisani	Roloson
May 17	Edmonton	Edmonton 2, San Jose 0	Peca	Roloson

***Shawn Horcoff scored at 42:24 of overtime.
(EDMONTON WON SERIES 4-2)

May 19	Anaheim	Edmonton 3, Anaheim 1	Hemsky	Roloson
May 21	Anaheim	Edmonton 3, Anaheim 1	Pisani	Roloson
May 23	Edmonton	Edmonton 5, Anaheim 4	Pisani	Roloson
May 25	Edmonton	Anaheim 6, Edmonton 3	Salei	Giguere
May 27	Anaheim	Edmonton 2, Anaheim 1	Torres	Roloson

(EDMONTON WON SERIES 4-1)

June 5	Raleigh	Carolina 5, Edmonton 4	Brind'Amour	Ward
June 7	Raleigh	Carolina 5, Edmonton 0	Ladd	Ward
June 10	Edmonton	Edmonton 2, Carolina 1	Smyth	Markkanen
June 12	Raleigh	Carolina 2, Edmonton 1	Recchi	Ward
June 14	Edmonton	Edmonton 4, Carolina 3*	Pisani	Markkanen
June 17	Edmonton	Edmonton 4, Carolina 0	Pisani	Markkanen
June 19	Raleigh	Carolina 3, Edmonton 1	Kaberle	Ward

***Fernando Pisani scored at 3:31 of overtime.
(CAROLINA WON SERIES 4-3)

2017 PLAYOFFS

DATE	CITY	RESULTS	WINNING GOAL	WINNING GOALTENDER
April 12	Edmonton	San Jose 3, Edmonton 2*	Karlsson	Jones
April 14	Edmonton	Edmonton 2, San Jose 0	Kassian	Talbot
April 16	San Jose	Edmonton 1, San Jose 0	Kassian	Talbot
April 18	San Jose	San Jose 7, Edmonton 0	Pavelski	Jones
April 20	Edmonton	Edmonton 4, San Jose 3**	Desharnais	Talbot
April 22	San Jose	Edmonton 3, San Jose 1	Slepyshev	Talbot

*Melker Karlsson scores at 3:22 of overtime

**David Desharnais scored at 18:15 of overtime
(EDMONTON WON SERIES 4-2)

April 26	Anaheim	Edmonton 5, Anaheim 3	Larsson	Talbot
April 28	Anaheim	Edmonton 2, Anaheim 1	Maroon	Talbot
April 30	Edmonton	Anaheim 6, Edmonton 3	Wagner	Gibson
May 3	Edmonton	Anaheim 4, Edmonton 3*	Silfverberg	Gibson
May 5	Anaheim	Anaheim 4, Edmonton 3**	Perry	Gibson
May 7	Edmonton	Edmonton 7, Anaheim 1	Draisaitl	Talbot
May 10	Anaheim	Anaheim 2, Edmonton 1	Ritchie	Gibson

*Jakob Silfverberg scored at 0:45 of overtime

**Corey Perry scored at 26:57 of overtime
(ANAHEIM WON SERIES 4-3)



EDMONTON OILERS CAREER PLAYOFF SCORING (1979-80 TO 2017-18)

RK	PLAYERS	POS	GP	G	A	PTS	+/-	PIM	P/GP	PPG	PPP	SHG	SHP	GWG	OTG	S	S%
1	Wayne Gretzky	F	120	81	171	252	89	56	2.10	23	74	10	24	16	2	462	17.5
2	Mark Messier	F	166	80	135	215	61	175	1.30	16	62	11	14	7	0	459	17.4
3	Jari Kurri	F	146	92	110	202	99	101	1.38	22	56	7	16	13	2	416	22.1
4	Glenn Anderson	F	164	81	102	183	46	314	1.12	22	49	0	0	12	3	454	17.8
5	Paul Coffey	D	94	36	67	103	65	167	1.10	11	33	3	4	6	0	288	12.5
6	Esa Tikkanen	F	114	51	46	97	16	173	0.85	12	33	2	2	6	2	287	17.8
7	Charlie Huddy	D	138	16	61	77	89	104	0.56	5	18	1	5	0	0	299	5.3
8	Craig Simpson	F	67	36	32	68	13	56	1.01	11	21	0	0	7	0	107	33.6
9	Randy Gregg	D	130	13	39	52	78	128	0.40	2	12	1	3	4	1	152	8.6
10	Kevin Lowe	D	172	9	43	52	42	156	0.30	0	5	2	6	1	0	157	5.7
11	Joe Murphy	F	53	16	29	45	6	42	0.85	5	13	0	0	5	2	83	19.3
12	Ryan Smyth	F	68	22	21	43	-12	76	0.63	8	16	2	3	3	1	186	11.8
13	Dave Hunter	F	105	16	24	40	22	209	0.38	1	1	1	2	0	0	154	10.4
14	Mike Krushelnyski	F	68	16	23	39	20	68	0.57	3	6	0	0	5	0	98	16.3
15	Steve Smith	D	87	10	29	39	39	216	0.45	2	17	1	2	2	0	119	8.4
16	Craig MacTavish	F	113	13	24	37	15	143	0.33	1	2	1	4	2	1	146	8.9
17	Doug Weight	F	39	10	23	33	-10	58	0.85	4	17	0	0	2	0	110	9.1
18	Ken Linseman	F	37	16	13	29	18	87	0.78	4	7	1	1	5	0	76	21.1
19	Willy Lindstrom	F	53	12	17	29	23	22	0.55	4	5	0	0	1	0	81	14.8
20	Kevin McClelland	F	93	10	17	27	13	276	0.29	0	0	0	0	1	0	105	9.5
21	Mark Lamb	F	59	7	19	26	4	40	0.44	1	5	0	0	2	1	69	10.1
22	Pat Hughes	F	55	7	17	24	23	40	0.44	0	0	0	2	1	0	97	7.2
23	Petr Klima	F	60	13	10	23	-4	36	0.38	2	4	0	0	4	2	100	13.0
24	Shawn Horcoff	F	35	10	13	23	5	18	0.66	1	5	1	1	3	1	50	20.0
25	Kelly Buchberger	F	78	9	14	23	-4	116	0.29	0	0	0	0	1	1	74	12.2
26	Chris Pronger	D	24	5	16	21	10	26	0.88	3	11	0	0	0	0	61	8.2
27	Reijo Ruotsalainen	D	43	4	16	20	21	22	0.47	2	9	0	0	1	0	101	4.0
28	Fernando Pisani	F	30	15	4	19	2	12	0.63	3	4	1	1	5	1	57	26.3
29	Bernie Nicholls	F	16	8	11	19	2	25	1.19	4	9	0	0	1	0	32	25.0
30	Kent Nilsson	F	21	6	13	19	11	6	0.90	2	4	0	0	0	0	46	13.0
31	Martin Gelinas	F	53	6	12	18	1	41	0.34	0	1	0	0	1	0	68	8.8
32	Lee Fogolin Jr.	D	78	5	13	18	26	118	0.23	0	0	1	1	1	1	71	7.0
33	Adam Graves	F	40	7	10	17	8	39	0.42	0	0	0	0	1	0	94	7.4
34	Ales Hemsky	F	30	6	11	17	-8	14	0.57	4	11	0	0	2	0	54	11.1
35	Rem Murray	F	62	5	12	17	-6	18	0.27	1	2	0	2	0	0	66	7.6
36	LEON DRAISAITL	F	13	6	10	16	8	19	1.23	1	6	0	0	1	0	22	27.3
37	Boris Mironov	D	24	5	11	16	-9	43	0.67	3	9	0	2	1	0	57	8.8
38	Bill Guerin	F	20	10	5	15	-11	28	0.75	5	9	0	0	0	0	67	14.9
39	Mark Napier	F	28	6	9	15	13	7	0.54	1	1	0	0	0	0	34	17.6
40	Sergei Samsonov	F	24	4	11	15	2	14	0.63	1	8	0	0	0	0	40	10.0
41	Craig Muni	D	83	0	15	15	16	94	0.18	0	0	0	1	0	0	52	0.0
42	Dave Lumley	F	61	6	8	14	-4	131	0.23	1	1	0	0	0	0	50	12.0
43	Vincent Damphousse	F	16	6	8	14	5	8	0.88	1	3	0	0	0	0	45	13.3
44	Jaroslav Spacek	D	24	3	11	14	-3	24	0.58	2	9	0	0	0	0	43	7.0
45	Todd Marchant	F	43	7	6	13	-1	42	0.30	0	1	3	4	1	1	85	8.2
46	Dave Semenko	F	69	6	6	12	10	193	0.17	0	0	0	0	1	0	52	11.5
47	Anatoli Semenov	F	22	6	6	12	9	12	0.55	0	3	0	0	0	0	40	15.0
48	Marty McSorley	D	48	4	8	12	14	184	0.25	0	0	0	0	1	0	44	9.1
49	Dave Manson	D	16	3	9	12	-2	44	0.75	1	6	0	0	0	0	47	6.4
50	Michael Peca	F	24	6	5	11	5	20	0.46	0	1	1	1	1	0	43	14.0
51	Mark Letestu	F	13	5	6	11	-4	2	0.85	4	8	0	1	0	0	33	15.2
52	Raffi Torres	F	22	4	7	11	2	16	0.50	1	3	0	0	1	0	42	9.5
53	Jaroslav Pouzar	F	29	6	4	10	7	16	0.34	1	1	0	0	2	0	38	15.8
54	Mike Grier	F	34	6	4	10	3	31	0.29	1	2	0	0	2	0	50	12.0
55	Jarret Stoll	F	24	4	6	10	-4	24	0.42	2	5	0	0	1	1	49	8.2
56	Brett Callighen	F	14	4	6	10	6	8	0.71	1	2	0	0	1	0	18	22.2
57	Eric Brewer	D	12	2	8	10	-2	8	0.83	1	4	0	0	0	0	20	10.0



RK	PLAYERS	POS	GP	G	A	PTS	+/-	PIM	P/GP	PPG	PPP	SHG	SHP	GWG	OTG	S	\$%
58	CONNOR MCDAVID	F	13	5	4	9	3	2	0.69	1	4	1	1	0	0	37	13.5
59	Don Jackson	D	52	4	5	9	26	152	0.17	0	0	0	0	0	0	45	8.9
60	Georges Laraque	F	36	3	6	9	3	64	0.25	0	0	0	0	0	0	25	12.0
61	Jason Arnett	F	12	3	6	9	-3	18	0.75	1	2	0	0	0	0	27	11.1
62	Jason Smith	D	45	1	8	9	0	49	0.20	0	0	0	0	1	0	32	3.1
63	Patrick Maroon	F	13	3	5	8	2	28	0.62	1	1	0	0	1	0	33	9.1
64	Ethan Moreau	F	40	2	6	8	-3	43	0.20	0	1	0	1	0	0	66	3.0
65	Risto Siltanen	D	16	5	2	7	1	20	0.44	3	4	0	0	1	0	41	12.2
66	Andrei Kovalenko	F	13	4	3	7	1	8	0.54	3	4	0	0	0	0	37	10.8
67	Raimo Summanen	F	10	2	5	7	5	0	0.70	0	0	0	0	0	0	17	11.8
68	Norm MacIver	D	31	1	6	7	13	18	0.23	0	4	0	0	0	0	35	2.9
69	Luke Richardson	D	28	0	7	7	-6	59	0.25	0	0	0	0	0	0	17	0.0
70	Roman Hamrlík	D	20	0	7	7	-7	18	0.35	0	7	0	0	0	0	30	0.0
71	Normand Lacombe	F	26	5	1	6	3	49	0.23	0	0	0	0	1	0	27	18.5
72	Matti Hagman	F	12	5	1	6	-1	6	0.50	0	1	0	0	2	0	12	41.7
73	MILAN LUCIC	F	13	2	4	6	-5	20	0.46	2	3	0	0	0	0	17	11.8
74	ADAM LARSSON	D	13	2	4	6	-4	4	0.46	0	0	0	0	1	0	15	13.3
75	Mats Lindgren	F	24	1	5	6	-2	10	0.25	0	0	0	0	0	0	38	2.6
76	Steve Staios	D	30	1	5	6	0	32	0.20	1	2	0	0	0	0	35	2.9
77	Janne Niinimäa	D	26	1	5	6	1	22	0.23	0	1	0	0	1	0	44	2.3
78	Larry Melnyk	D	18	1	5	6	10	28	0.33	0	0	0	0	0	0	16	6.3
79	Brian Glynn	D	16	4	1	5	1	12	0.31	1	2	0	0	1	0	13	30.8
80	Ray Cote	F	14	3	2	5	6	4	0.36	0	0	0	0	0	0	17	17.6
81	OSCAR KLEFBOM	D	12	2	3	5	-2	0	0.42	0	0	0	0	0	0	25	8.0
82	Dean McAmmond	F	12	1	4	5	0	12	0.42	0	0	0	0	0	0	22	4.5
83	Dan McGillis	D	12	0	5	5	8	24	0.42	0	1	0	0	0	0	20	0.0
84	Garry Larivière	D	14	0	5	5	8	8	0.36	0	0	0	0	0	0	10	0.0
85	Anson Carter	F	6	3	1	4	1	4	0.67	1	2	0	0	1	0	13	23.1
86	Marc-Andre Bergeron	D	19	2	2	4	-1	14	0.21	2	2	0	0	0	0	20	10.0
87	Mike Comrie	F	12	2	2	4	-1	10	0.33	1	1	0	0	1	1	16	12.5
88	Tom Roulston	F	21	2	2	4	-4	2	0.19	0	0	0	0	0	0	21	9.5
89	Chris Joseph	D	5	1	3	4	2	2	0.80	0	0	0	0	0	0	6	16.7
90	David Desharnais	F	13	1	3	4	3	0	0.31	0	0	0	0	1	1	6	16.7
91	Jeff Beukeboom	D	29	1	3	4	-3	50	0.14	0	0	0	0	0	0	18	5.5
92	RYAN NUGENT-HOPKINS	F	13	0	4	4	-3	2	0.31	0	3	0	0	0	0	33	0.0
93	Tom Poti	D	15	0	4	4	-4	4	0.27	0	3	0	0	0	0	23	0.0
94	KRIS RUSSELL	D	13	0	4	4	2	4	0.31	0	0	0	0	0	0	16	0.0
95	ZACK KASSIAN	F	13	3	0	3	1	27	0.23	0	0	1	1	2	0	19	15.8
96	DRAKE CAGGIULA	L	13	3	0	3	0	25	0.23	0	0	0	0	0	0	22	13.6
97	ANTON SLEPYSHV	L	12	3	0	3	1	4	0.25	0	0	0	0	1	0	16	18.8
98	Jim Dowd	F	5	2	1	3	-2	4	0.60	0	0	0	0	0	0	6	33.3
99	Scott Mellanby	F	16	2	1	3	-3	29	0.19	1	1	0	0	1	0	26	7.7
100	Marius Czerkawski	F	12	2	1	3	-2	10	0.25	0	1	0	0	0	0	19	10.5



EDMONTON OILERS ALL-TIME PLAYOFF THREE-OR-MORE GOAL GAMES

TOTAL: 27 (21 3-Goal Games, 6 4-Goal Games)

NOTE: In the NO column, the first number indicates the number of hat tricks scored in that year's playoffs and the second number indicates the player's career total. Only seasons in which the Oilers qualified for the playoffs are listed.

PLAYER	NO	GOALS	DATE	OPPONENT	GOALTENDER(S)
1979-80 (0; None)					
1980-81 (2; 2 3-Goal Games)					
1. Wayne Gretzky	1-1	3	April 11, 1981	vs. Montreal	Richard Sevigny
2. Wayne Gretzky	2-2	3	April 19, 1981	vs. NY Islanders	Billy Smith
1982 (0; None)					
1983 (6; 2 3-Goal Games, 4 4-Goal Games)					
3. Wayne Gretzky	1-3	4	April 6, 1983	vs. Winnipeg	Brian Hayward
4. Mark Messier	1-1	4	April 14, 1983	vs. Calgary	Reggie Lemelin
5. Wayne Gretzky	2-4	4	April 17, 1983	at Calgary	Reggie Lemelin
6. Mark Messier	2-2	3	April 17, 1983	at Calgary	Reggie Lemelin (1), Don Edwards (2)
7. Glenn Anderson	1-1	4	April 26, 1983	vs. Chicago	Murray Bannerman
8. Mark Messier	3-3	3	April 26, 1983	vs. Chicago	Murray Bannerman
1984 (1; 1 3-Goal Game)					
9. Jari Kurri	1-1	3	April 4, 1984	vs. Winnipeg	Doug Soetaert (1), Mike Veisor (2)
1985 (6; 5 3-Goal Games, 1 4-Goal Games)					
10. Wayne Gretzky	1-5	3	April 25, 1985	at Winnipeg	Brian Hayward (2), Marc Behrend (1)
11. Jari Kurri	1-2	3	April 25, 1985	at Winnipeg	Brian Hayward (2), Marc Behrend (1)
12. Jari Kurri	2-3	3	May 7, 1985	vs. Chicago	Murray Bannerman
13. Jari Kurri	3-4	3	May 14, 1985	vs. Chicago	Murray Bannerman
14. Jari Kurri	4-5	4	May 16, 1985	at Chicago	Murray Bannerman
15. Wayne Gretzky	2-6	3	May 25, 1985	vs. Philadelphia	Pelle Lindbergh
1986 (1; 1 3-Goal Game)					
16. Wayne Gretzky	1-7	3	April 24, 1986	at Calgary	Mike Vernon
1987 (1; 1 4-Goal Game)					
17. Jari Kurri	1-6	4	April 9, 1987	vs. Los Angeles	Rollie Melanson (2), ENG (2)
1988 (2; 2 3-Goal Games)					
18. Glenn Anderson	1-2	3	April 6, 1988	vs. Winnipeg	Daniel Berthiaume
19. Esa Tikkanen	1-1	3	May 22, 1988	at Boston	Reggie Lemelin
1989 (0; None)					
1990 (1; 1 3-Goal Game)					
20. Jari Kurri	1-7	3	May 18, 1990	at Boston	Andy Moog (2), Reggie Lemelin (1)
1991 (2; 2 3-Goal Games)					
21. Esa Tikkanen	1-2	3	April 16, 1991	at Calgary	Mike Vernon
22. Petr Klima	1-1	3	May 4, 1991	vs. Minnesota	Jon Casey
1992 (2; 2 3-Goal Games)					
23. Esa Tikkanen	1-3	3	April 26, 1992	at Los Angeles	Kelly Hrudey
24. Joe Murphy	1-1	3	May 6, 1992	vs. Vancouver	Kirk McLean



1997 (0; None)

1998 (0; None)

1999 (0; None)

2000 (2; 2 3-Goal Games)

25.	Doug Weight	1-1	3	April 16, 2000	vs. Dallas	Ed Belfour
26.	Bill Guerin	1-1	3	April 18, 2000	vs. Dallas	Ed Belfour

2001 (0; None)

2003 (0; None)

2006 (0; None)

2017 (1; 1 3-goal game)

27.	Leon Draisaitl	1-1	3	May 7, 2017	vs. Anaheim	John Gibson (2), ENG (1)
-----	----------------	-----	---	-------------	-------------	--------------------------

2018 (0: Did not qualify for playoffs.)

ALL-TIME PLAYOFF GOAL SCORING BREAKDOWN

POWERPLAY GOALS

Gretzky 23; Anderson, Kurri 22; Messier 16; Tikkanen 12; Coffey, Simpson 11; Smyth 8; Guerin, Huddy, Murphy, Pisani 5; Hemsky, Letestu, Lidstrom, Linseman, Nicholls, Weight 4; Kovalenko, Krushelnyski, Mironov, Pronger, Siltanen 3; Bergeron, Gregg, Jonsson, Klima, LUCIC, Nilsson, Ruotsalainen, S. Smith, Spacek, Stoll 2; Arnott, Beranek, Brewer, Callighen, Carson, Carter, Cleary, M. Comrie, Damphousse, DRAISAITL, Glynn, Grier, Horcoff, Hunter, Lamb, Lumley, MacTavish, Manson, Maroon, MCDAVID, Mellanby, Murray, Napier, Pouzar, Reasoner, Samsonov, Staios, Torres 1.

TOTAL: 230

SHORTHANDED GOALS

Messier 11; Gretzky 10; Kurri 7; Coffey, Marchant 3; Lowe, Smyth, Tikkanen 2; Fogolin, Gregg, Horcoff, Huddy, Hunter, KASSIAN, Linseman, MacTavish, MCDAVID, Peca, Pisani, S. Smith 1.

TOTAL: 52

GAME WINNING GOALS

Gretzky 16; Kurri 13; Anderson 12; Messier, Simpson 7; Coffey, Tikkanen 6; Krushelnyski, Linseman, Murphy, Pisano; 5; Gregg, Klima 4; Horcoff, Smyth 3; Acton, Grier, Hagman, Hemsky, KASSIAN, Lamb, MacTavish, Pouzar, S. Smith, Weight 2; Beranek, Berehowsky, Buchberger, Callighen, Carson, Carter, M. Comrie, Desharnais, DRAISAITL, Dvorak, Fogolin, Gelinas, Glynn, Graves, Hannan, P. Hughes, Lacombe, LARSSON, Lemay, Lindstrom, Lowe, Marchant, Maroon, McClelland, McSorley, Mellanby, Mironov, Niinimaa, Nicholls, Peca, Ruotsalainen, Semenko, Siltanen, SLEPYSHEV, J. Smith, Stoll, Torres, Winchester 1.

TOTAL: 159

OVERTIME GOALS

Anderson 3; Gretzky, Klima, Kurri, Murphy, Tikkanen 2; Buchberger, M. Comrie, Desharnais, Fogolin, Gregg, Horcoff, Lamb, MacTavish, Marchant, Pisani, Smyth, Stoll 1.

TOTAL: 25



EDMONTON OILERS ALL-TIME PLAYOFF GOALTENDING RECORDS

GOALTENDER	GP	W	L	W%	MINS	GA	SO	GAA	SA	SV%
Grant Fuhr	111	74	32	.667	6258	330	2	3.02	3161	.896
Bill Ranford	41	25	16	.610	2445	118	3	2.90	1233	.904
Andy Moog	37	34	9	.919	1938	101	0	3.12	908	.889
Dwayne Roloson	18	12	5	.667	1160	45	1	2.33	618	.927
Curtis Joseph	24	10	14	.417	1483	59	5	2.39	724	.918
CAM TALBOT	13	7	6	.538	799	33	2	2.48	437	.924
Tommy Salo	21	5	16	.238	1342	58	0	2.60	630	.908
Jussi Markkanen	7	3	3	.429	374	14	1	2.24	149	.906
Ron Low	3	0	3	.000	212	12	0	3.40	127	.905
Ron Tugnutt	2	0	0	.000	60	3	0	3.00	34	.912
Laurent Brossoit	1	0	0	.000	27	2	0	4.42	8	.750
Bob Essensa	1	0	0	.000	27	1	0	2.26	11	.909
Gary Edwards	1	0	0	.000	20	2	0	6.00	6	.667
Ty Conklin	1	0	1	.000	6	1	0	10.71	3	.667
Eldon Reddick	1	0	0	.000	2	0	0	0.00	1	1.000

NOTE: The team totals and individual totals do not coincide due to the cancelled game of May 24, 1988 at Boston. Individual statistics for that game were counted in the players' totals but not in team totals

OILERS ALL-TIME SHUTOUTS (1979-80 TO 2017-18) PLAYOFFS (TOTAL: 14)

NO	GOALTENDER	DATE	OPPONENT	ROUND	SCORE	SAVES
5	Curtis Joseph	April 18, 1997	at Dallas	FIRST ROUND	4-0	25
		April 25, 1997	at Dallas	FIRST ROUND	1-0 (OT)	43
		May 2, 1998	vs Colorado	FIRST ROUND	2-0	31
		May 4, 1998	at Colorado	FIRST ROUND	4-0	31
		May 9, 1998	at Dallas	SECOND ROUND	2-0	15
3	Bill Ranford	April 18, 1990	vs Los Angeles	SECOND ROUND	7-0	25
		April 28, 1992	vs Los Angeles	FIRST ROUND	3-0	26
		May 12, 1992	vs Vancouver	SECOND ROUND	3-0	26
2	CAM TALBOT	Apr. 14, 2017	vs. San Jose	FIRST ROUND	2-0	16
		Apr. 16, 2017	at San Jose	FIRST ROUND	1-0	23
2	Grant Fuhr	May 10, 1984	at NY Islanders	SC FINAL	1-0	34
		April 8, 1989	vs Los Angeles	FIRST ROUND	4-0	26
1	Jussi Markkanen	June 17, 2006	vs Carolina	SC FINAL	4-0	16
1	Dwayne Roloson	May 17, 2006	vs San Jose	SECOND ROUND	2-0	24

ALL-TIME SHUTOUTS VS. OILERS (1979-80 TO 2017-18) PLAYOFFS (TOTAL: 6)

NO	GOALTENDER	DATE	OPPONENT	ROUND	SCORE	SAVES
2	Ed Belfour	May 11, 1998	vs. Dallas	SECOND ROUND	0-1	28
		April 13, 2000	at Dallas	FIRST ROUND	0-3	17
1	Billy Smith	May 10, 1983	vs. NY Islanders	SC FINAL	0-2	35
1	Kirk McLean	May 4, 1992	at Vancouver	SECOND ROUND	0-4	14
1	Cam Ward	June 7, 2006	at Carolina	SC FINAL	0-5	25
1	Martin Jones	April 18, 2017	at San Jose	FIRST ROUND	0-7	23

OILERS PENALTY SHOTS (1979-80 TO 2017-18) PLAYOFFS

PLAYER	DATE	OPPONENT	GOALTENDER	RESULT
Wayne Gretzky	April 28, 1984	at Minnesota	Don Beaupre	GOAL
Petr Klima	May 18, 1990	at Boston	Rejean Lemelin	No Goal
Chris Pronger	June 5, 2006	at Carolina	Cam Ward	GOAL

PENALTY SHOTS VS. OILERS (1979-80 TO 2017-18) PLAYOFFS

PLAYER	DATE	OPPONENT	GOALTENDER	RESULT
Ron Sutter	May 28, 1985	vs. Philadelphia	Grant Fuhr	No Goal
Dave Poulin	May 30, 1985	vs. Philadelphia	Grant Fuhr	No Goal

SUMMARY: Two penalty shots have resulted in no goals (Home 0 for 2; Road 0 for 0).



EDMONTON OILERS NATIONAL HOCKEY LEAGUE PLAYOFF “FIRSTS”

FIRST GOAL:

AWAY	Dave Lumley, 1st pd. 14:09, Apr. 8, 1980, at Philadelphia
HOME	Wayne Gretzky, 1st pd. 15:55, Apr. 11, 1980, vs. Philadelphia

FIRST ASSISTS:

AWAY	Wayne Gretzky & Blair MacDonald, 1st pd. 14:09, Apr. 8, 1980, at Philadelphia
HOME	Brett Callighen & Blair MacDonald, 1st pd. 15:55, Apr. 11, 1980, vs. Philadelphia

FIRST GAME WINNING GOAL:

AWAY	Brett Callighen, 3rd pd. 1:14, Apr. 8, 1981, at Montreal
HOME	Wayne Gretzky, 2nd pd. 8:15, Apr. 11, 1981, vs. Montreal

FIRST OVERTIME GOAL:

HOME	Wayne Gretzky, 1st OT pd. 6:20, Apr. 8/82, vs. Los Angeles
AWAY	Glenn Anderson, 1st OT pd. 0:46, Apr. 13/85 vs. Los Angeles

FIRST MINOR PENALTY:

AWAY	Stan Weir, 1st pd. 16:18, hooking, Apr. 9, 1980 at Montreal
HOME	Lee Fogolin, 1st pd. 16:42, crosschecking, Apr. 11, 1980 vs. Philadelphia

FIRST TWO GOAL GAME:

AWAY	Jari Kurri, Apr. 8, 1981, at Montreal
HOME	Wayne Gretzky, Apr. 11, 1981, vs. Montreal

FIRST THREE GOAL GAME:

HOME	Wayne Gretzky, Apr. 11, 1981, vs. Montreal
AWAY	Wayne Gretzky, Apr. 17, 1983, at Calgary

FIRST POWERPLAY GOAL:

AWAY	Dave Lumley, 1st pd. 14:09, Apr. 8, 1980, at Philadelphia
HOME	Wayne Gretzky, 2nd pd. 16:44, Apr. 9, 1981, vs. NY Islanders

FIRST SHORTHANDED GOAL:

HOME	Mark Messier, 1st pd. 17:16, Apr. 11, 1980, vs. Philadelphia
AWAY	Wayne Gretzky, 1st pd. 19:23, Apr. 10, 1982, at Los Angeles

FIRST SHUTOUT:

HOME	Grant Fuhr, Apr. 8, 1989, vs. Los Angeles
AWAY	Grant Fuhr, May 10, 1984, at NY Islanders

FIRST OPPONENT GOAL:

AWAY	Paul Holmgren, 1st pd. 0:56, Apr. 8, 1980, at Philadelphia
HOME	Behn Wilson, 2nd pd. 4:24, Apr. 11, 1980, vs. Philadelphia

FIRST OPPONENT ASSISTS:

AWAY	Ken Linseman & Bob Dailey, 1st pd. 0:56, Apr. 8, 1980, at Philadelphia
HOME	Bob Kelly & Paul Holmgren, 2nd pd. 4:24, Apr. 11, 1980, vs. Philadelphia

FIRST OPPONENT GAME-WINNING GOAL:

AWAY	Bobby Clarke, 1st OT pd. 8:06, Apr. 8, 1980, at Philadelphia
HOME	Ken Linseman, 2nd OT pd. 3:56, Apr. 11, 1980, vs. Philadelphia

FIRST OPPONENT OVERTIME GOAL:

AWAY	Bobby Clarke, 1st OT pd. 8:06, Apr. 8, 1980, at Philadelphia
HOME	Ken Linseman, 2nd OT pd. 3:56, Apr. 11, 1980, vs. Philadelphia

FIRST OPPONENT MINOR PENALTY:

AWAY	Al Hill, 1st pd. fighting, 5:37, Apr. 8, 1980, vs. Philadelphia
HOME	Behn Wilson, 1st pd. 4:27, hooking, Apr. 11, 1980 vs. Philadelphia

FIRST OPPONENT MAJOR PENALTY:

AWAY	Pat Price, 3rd pd. 13:01, fighting, Apr. 9, 1980
HOME	Dave Hunter, fighting, Dave Lumley, slashing, fighting, 2nd pd. 17:43, Apr. 11, 1980, vs. Philadelphia

FIRST OPPONENT MAJOR PENALTY:

AWAY	Paul Holmgren, 3rd pd. 13:01, fighting, Apr. 9, 1980 vs. Philadelphia
HOME	Mike Busniuk, Jim Watson, 2nd pr. 17:43, fighting, Apr. 11, 1980 vs. Philadelphia

FIRST OPPONENT TWO GOAL GAME:

AWAY	Clark Gillies, Apr. 16, 1981, at NY Islanders
HOME	Marcel Dionne, Apr. 7, 1982, vs. Los Angeles

FIRST OPPONENT THREE GOAL GAME:

AWAY	Denis Potvin, Apr. 17, 1981, at NY Islanders
HOME	Paul Reinhart, Apr. 14, 1983, vs. Calgary

FIRST OPPONENT POWERPLAY GOAL:

AWAY	Bobby Clarke, 2nd pd. 4:08, Apr. 9, 1980, at Philadelphia
HOME	Mike Bossy, 2nd pd. 12:30, Apr. 19, 1981, vs. NY Islanders

FIRST OPPONENT SHORTHANDED GOAL:

AWAY	Denis Potvin, 3rd pd. 10:50, Apr. 16, 1981, at NY Islanders
HOME	Paul Reinhart, 3rd pd. 13:01, Apr. 14, 1983, vs. Calgary

FIRST OPPONENT SHUTOUT:

HOME	Billy Smith, April 10, 1983 vs. NY Islanders
AWAY	Kirk McLean, May 4, 1992 at Vancouver



EDMONTON OILERS TEAM RECORDS (PLAYOFFS)

PLAYOFF APPEARANCES

MOST CONSECUTIVE PLAYOFF APPEARANCES:

13 1980 through 1992

GAMES PLAYED

MOST GAMES PLAYED, ONE PLAYOFF YEAR:

24 2006

MOST CONSECUTIVE OVERTIME GAMES, ONE PLAYOFF YEAR:

5 Apr. 14, 1991 through Apr. 22, 1991 (3 wins, 2 losses)

MOST CONSECUTIVE OVERTIME GAMES, ONE SERIES:

- 3
- Oilers vs Los Angeles, 1991 Smythe Division Final, Games 1-3. Edmonton won series 4-2.
 - Oilers vs Dallas, 2001 Western Conference Quarter Final, Games 3-5. Dallas won series 4-2.

WINS

MOST WINS, ONE PLAYOFF YEAR:

16 1987, 1988, 1990

MOST HOME WINS, ONE PLAYOFF YEAR:

11 1988

MOST ROAD WINS, ONE PLAYOFF YEAR:

8 1990

MOST OVERTIME WINS, ONE PLAYOFF YEAR:

6 1991

MOST OVERTIME WINS, ONE PLAYOFF SERIES:

- 3
- Oilers vs. Los Angeles, 1991 Smythe Division Final. Edmonton won series 4-2
 - Oilers vs. Dallas. 1997 Western Conf. QF. Edmonton won series 4-3

MOST OVERTIME WINS AT HOME, ONE PLAYOFF YEAR :

4 1991

MOST OVERTIME WINS ON THE ROAD, ONE PLAYOFF YEAR:

2 1988, 1990, 1991, 2001,

LOSSES

MOST LOSSES, ONE PLAYOFF YEAR:

8 2006

MOST HOME LOSSES, ONE PLAYOFF YEAR:

4 1998

MOST ROAD LOSSES, ONE PLAYOFF YEAR:

6 1991

MOST OVERTIME LOSSES, ONE PLAYOFF YEAR:

3 2001

MOST OVERTIME LOSSES, ONE PLAYOFF SERIES:

3 Oilers vs Dallas, 2001 Western Conf. QF. Dallas won series 4-2.

MOST OVERTIME LOSSES AT HOME, ONE PLAYOFF YEAR:

3 1998

MOST OVERTIME LOSSES ON THE ROAD, ONE PLAYOFF YEAR:

2 2001, 2017

PLAYOFF STREAKS

MOST CONSECUTIVE WINS:

12 May 15, 1984 through May 9, 1985

MOST CONSECUTIVE WINS, ONE PLAYOFF YEAR:

9 Apr. 10, 1985 through May 7, 1985

MOST CONSECUTIVE LOSSES:

7 May 11, 1998 through Apr. 27, 1999

MOST CONSECUTIVE LOSSES, ONE PLAYOFF YEAR:

- 4
- May 10, 1983 to May 17, 1983
 - May 16, 1992 to May 22, 1992
 - Apr. 21, 1999 to Apr. 27, 1999

GOALS

MOST GOALS, ONE SERIES:

44 Oilers vs. Chicago, 1985 Conf. Finals. Edmonton won series 4-2, outscoring Chicago 44-25 (NHL record)

MOST GOALS, THREE-GAME SERIES:

Edmonton: 18 Oilers vs. Winnipeg, 1984 Division SF. Edmonton won series 3-0, outscoring Winnipeg 18-7

Opposition: 12 Oilers vs. Philadelphia, 1980 Preliminary Round, Philadelphia won series 4-0, outscoring Edmonton 12-6

MOST GOALS, FOUR-GAME SERIES:

Edmonton: 25 Oilers vs. Chicago, 1983 Conf. Finals, Edmonton won series 4-0, outscoring Chicago 25-11

Opposition: 21 Oilers vs. Chicago, 1992 Conf. Finals, Chicago won series 4-0 outscoring Edmonton 21-8

MOST GOALS, FIVE-GAME SERIES

Edmonton: 35 Oilers vs. Calgary, 1983 Division Final, Edmonton won series 4-1, outscoring Calgary 35-13 (NHL record)

Opposition: 27 Oilers vs. Los Angeles, 1992 Division SF, Los Angeles won series 3-2, outscoring Edmonton 27-23



MOST GOALS, SIX-GAME SERIES:

Edmonton: 44 Oilers vs. Chicago, 1985 Conf. Final. Edmonton won series 4-2, outscoring Chicago 44-25 (NHL record)

Opposition: 27 Oilers vs. Los Angeles, 1982 Division SF. Los Angeles won series 3-2 and outscored Edmonton 27-23

MOST GOALS, SEVEN-GAME SERIES:

Edmonton: 33 Oilers vs. Calgary, 1984 Division Final. Edmonton won series 4-3, outscoring Calgary 33-27.

Opposition: 27 Oilers vs. Calgary, 1984 Division Final. Edmonton won series 4-3, outscoring Calgary 33-27.

FEWEST GOALS, THREE-GAME SERIES:

Edmonton: 6 Oilers vs. Philadelphia, 1980 Preliminary Round, Philadelphia won series, outscoring Edmonton 12-6

Opposition: 5 Oilers vs. Vancouver, 1986 Preliminary Round, Edmonton won series 3-0, outscoring Vancouver 17-5

FEWEST GOALS, FOUR-GAME SERIES:

Edmonton: 6 Oilers vs. NY Islanders, 1983 Stanley Cup Final, New York won series 4-0, outscoring Edmonton 17-6

Opposition: 9 — Oilers vs. Winnipeg, 1987 Division Final, Edmonton won series 4-0 and outscored Winnipeg 17-9
— Oilers vs. Boston, 1988 Stanley Cup Final, Edmonton won series 4-0 and outscored Boston 18-9

FEWEST GOALS, FIVE-GAME SERIES:

Edmonton: 5 Oilers vs. Dallas, 1998 Conf. SF, Dallas won series 4-1 and outscored Edmonton 9-5

Opposition: 8 Oilers vs. Boston, 1990 Stanley Cup Final, Edmonton won series 4-1, outscoring Boston 20-8

FEWEST GOALS, SIX-GAME SERIES:

Edmonton: 11 Oilers vs. Dallas, 2003 Western Conf. QF. Dallas won series 4-2, outscoring Edmonton 20-11

Opposition: 12 Oilers vs. San Jose, 2006 Conf. SF. Edmonton won series 4-2, outscoring San Jose 19-12

FEWEST GOALS, SEVEN-GAME SERIES:

Edmonton: 16 Oilers vs. Carolina, 2006 Stanley Cup Final. Carolina won series 4-3, outscoring Edmonton 19-16

Opposition: 12 Oilers vs. Colorado, 1998 Conf. QF. Edmonton won series 4-3, outscoring Colorado 19-16

MOST CONSECUTIVE GOALS, ONE GAME:

Edmonton: 9 Oilers vs. Chicago, May 4, 1985. Edmonton won 11-2

Opposition: 16 — Oilers at Los Angeles, Apr. 10, 1982. "Los Angeles won 6-5
— Oilers at Chicago, May 16, 1992. Chicago won 8-2

GOALS IN A SERIES, BOTH TEAMS

MOST GOALS, BOTH TEAMS, ONE PLAYOFF SERIES:

69 Oilers vs. Chicago. 1985 Conf. Finals. Edmonton won series 4-2, outscoring Chicago 44-25 (NHL record)

MOST GOALS, BOTH TEAMS, THREE-GAME SERIES:

25 Oilers vs. Winnipeg, 1984 Division SF, Edmonton won series 3-0, outscoring Winnipeg 18-7

MOST GOALS, BOTH TEAMS, FOUR-GAME SERIES:

36 Oilers vs. Chicago, 1983 Conf. Finals, Edmonton won series 4-0, outscoring Chicago 25-11. (Ties NHL record)

MOST GOALS, BOTH TEAMS, FIVE-GAME SERIES:

52 Oilers vs. Los Angeles, 1987 Division SF. Edmonton won series 4-1, outscoring Los Angeles 32-20 (NHL record)

MOST GOALS, BOTH TEAMS, SIX-GAME SERIES:

69 Oilers vs. Chicago. 1985 Conf. Finals. Edmonton won series 4-2, outscoring Chicago 44-25 (NHL record)

MOST GOALS, BOTH TEAMS, SEVEN-GAME SERIES:

60 Oilers vs. Calgary, 1984 Division Finals, Edmonton won series 4-3, outscoring Calgary 33-27

FEWEST GOALS, BOTH TEAMS, THREE-GAME SERIES:

18 — Oilers vs. Philadelphia, 1980 Preliminary Round. Philadelphia won series 3-0, outscoring Edmonton 12-6
— Oilers vs. Los Angeles, 1985 Smythe Division SF. Edmonton won series 3-0, outscoring Los Angeles 11-7

FEWEST GOALS, BOTH TEAMS, FOUR-GAME SERIES:

18 Oilers vs. Dallas Stars, 1999 Western Conf. QF. Dallas won series 4-0, outscoring Edmonton 11-7

FEWEST GOALS, BOTH TEAMS, FIVE-GAME SERIES:

14 Oilers vs. Dallas, 1998 Conf. SF, Dallas won series 4-1, outscoring Edmonton 9-5

FEWEST GOALS, BOTH TEAMS, SIX-GAME SERIES:

29 Oilers vs. Dallas, 2001 Western Conf. QF. Dallas won series 4-2, outscoring Edmonton 16-13.

FEWEST GOALS, BOTH TEAMS, SEVEN-GAME SERIES:

35 — Oilers vs. Colorado, 1998 Conf. QF. Edmonton won series 4-3, outscoring Colorado 19-16
— Oilers vs. Carolina, 2006 Stanley Cup Final. Carolina won series 4-3, outscoring Edmonton 19-16

MOST GOALS, BOTH TEAMS, ONE GAME:

18 Oilers vs. Los Angeles, Apr. 8, 1982. Los Angeles won 10-8 (NHL record)



MOST GOALS, ONE GAME:

Edmonton: 13 Oilers vs. Los Angeles, Apr. 9, 1987. Edmonton won 13-3 (NHL record)

Opposition: 10 Oilers vs. Los Angeles, Apr. 8, 1982. Los Angeles won 10-8 (NHL record)

MOST GOALS, BOTH TEAMS, ONE PERIOD:

- 8
- Oilers at Chicago, May 12, 1985, 1st period. Chicago won 8-6 and had 5 goals. Edmonton had 3 goals
 - Oilers vs. Winnipeg, Apr. 6, 1988, 3rd period. Edmonton won 7-4 with 6 goals. Winnipeg scored 2.
 - Oilers vs. Anaheim, May 23, 2006, 3rd period. Edmonton won 5-4, with 4 goals. Anaheim scored 4 goals

MOST GOALS, ONE PERIOD:

Edmonton: 6 — Oilers vs. Los Angeles, Apr. 9, 1987, 1st period, Edmonton won 13-3

— Oilers vs. Winnipeg, Apr. 6, 1988, 3rd period. Edmonton won 7-4

Opposition: 5 — Oilers vs. Los Angeles, Apr. 7, 1982, 2nd period. Los Angeles won 10-8

— Oilers at Los Angeles, Apr. 10, 1982, 3rd period. Los Angeles won 6-5

— Oilers at Minnesota, Apr. 28, 1984, 2nd period. Edmonton won 8-5

— Oilers at Chicago, May 12, 1985, 1st period. Chicago won 8-6

POWER-PLAY GOALS

MOST POWER-PLAY GOALS, ONE PLAYOFF YEAR:

32 1988 in 18 games

MOST POWER-PLAY GOALS, ONE SERIES:

Edmonton: 10 — Oilers vs. Winnipeg, 1988 Division SF. Edmonton won series 4-1

— Oilers vs. Los Angeles, 1992 Division SF. Edmonton won series 4-2

Opposition: 13 Oilers vs. NY Islanders, 1981 QF, New York won series 4-2

MOST POWER-PLAY GOALS, BOTH TEAMS, ONE SERIES:

21 Oilers vs. NY Islanders, 1981 QF. New York won the series 4-2. (Ties NHL record)

MOST POWER-PLAY GOALS, ONE GAME:

Edmonton: 5 Oilers vs. Los Angeles, Apr. 9, 1987. Edmonton won 13-3

Opposition: 5 Oilers vs. Chicago, May 14, 1985. Edmonton won 10-5

MOST POWER-PLAY GOALS, BOTH TEAMS, ONE GAME:

- 7
- Oilers at Minnesota North Stars, Apr. 28, 1984. Edmonton won 8-5
 - Oilers vs. Chicago, May 14, 1985. Edmonton won 10-5

MOST POWER-PLAY GOALS, ONE PERIOD:

Edmonton: 2 — Oilers vs. Los Angeles, Apr. 13, 1982, 1st period. Los Angeles won 7-4

— Oilers vs. Calgary, Apr. 15, 1983, 3rd period. Edmonton won 5-1

— Oilers vs. NY Islanders, May 19, 1984, 2nd period. Edmonton won 5-2

— Oilers vs. Philadelphia, May 28, 1985, 1st period. Edmonton won 5-3

— Oilers vs. Los Angeles, Apr. 9, 1987, 1st period. Edmonton won 13-3

— Oilers vs. Los Angeles, Apr. 9, 1987, 3rd period. Edmonton won 13-3

— Oilers vs. Winnipeg, Apr. 6, 1988, 3rd period. Edmonton won 7-4

— Oilers at Winnipeg, Apr. 10, 1988, 2nd period. Edmonton won 5-3

— Oilers vs. Winnipeg, Apr. 12, 1988, 1st period. Edmonton won 6-2

— Oilers vs. Winnipeg, Apr. 12, 1988, 2nd period. Edmonton won 6-2

— Oilers vs. Boston, May 20, 1988, 1st period. Edmonton won 4-2

— Oilers vs. Winnipeg, Apr. 4, 1990, 1st period. Winnipeg won 7-5

— Oilers vs. Los Angeles, Apr. 20, 1990, 3rd period. Edmonton won 6-1

— Oilers vs. Calgary, Apr. 10, 1991, 2nd period. Edmonton won 5-2

— Oilers vs. Minnesota, May 4, 1991, 1st period. Edmonton won 7-2

— Oilers vs. Los Angeles, Apr. 22, 1992, 3rd period. Edmonton won 4-3

— Oilers at Vancouver, May 10, 1992, 2nd period. Vancouver won 4-3

— Oilers at Dallas, Apr. 14, 2001, 1st period. Edmonton won 4-3

— Oilers vs. Detroit, May 1, 2006, 3rd period. Edmonton won 4-3

— Oilers at San Jose, May 14, 2006, 3rd period. Edmonton won 6-3

— Oilers vs. Anaheim, May 23, 2006, 3rd period. Edmonton won 5-4

— Oilers vs. Carolina, Jun. 17, 2006, 3rd period. Edmonton won 4-0

Opposition: 4 Oilers at Minnesota, Apr. 28, 1984, 2nd period, Edmonton won 8-5 (Ties NHL record)

MOST POWER-PLAY GOALS, BOTH TEAMS, ONE PERIOD:

5 Minnesota (4), Edmonton (1), Apr. 28, 1984 at Minnesota. Edmonton won 8-5. (Ties NHL record)



SHORTHANDED GOALS

MOST SHORTHANDED GOALS, ONE PLAYOFF YEAR:

10 1983, in 16 games (NHL record)

MOST SHORTHANDED GOALS, ONE SERIES:

Edmonton: 5 1983 vs. Calgary in best-of-seven DF won by Edmonton 4-1

Opposition: 2 — Oilers vs. NY Islanders, 1981 QF, New York won series 4-2
— Oilers vs. Calgary, 1983 Division Finals, 2nd period, Edmonton won 5-2
— Oilers vs. Calgary, 1984 Division Finals, 1st period, Edmonton won 5-3
— Oilers vs. Winnipeg, 1985 Division Finals, Edmonton won series 4-0
— Oilers vs. Winnipeg, 1988 Division Semi-Final, Edmonton won series 4-1

MOST SHORTHANDED GOALS, BOTH TEAMS, ONE SERIES:

Edmonton: 7 Oilers vs. Calgary, 1983 Divisional Finals. Edmonton won series 4-1; EDM - 5 SHG; CGY - 2 SHG (Ties NHL record)

MOST SHORTHANDED GOALS, ONE GAME:

Edmonton: 3 Apr. 17, 1983 at Calgary. Edmonton won 10-2 (Tied NHL record)

Opposition: 2 Oilers at Winnipeg, Apr. 9, 1988, Winnipeg won 6-4

MOST SHORTHANDED GOALS, BOTH TEAMS, ONE GAME:

3 Oilers at Winnipeg, Apr. 9, 1988. Winnipeg won 6-4. WPG - 2 SHG; EDM - 1 SHG

MOST SHORTHANDED GOALS, ONE PERIOD:

Edmonton: 2 Apr. 24, 1984, 3rd period vs. Chicago. Edmonton won 8-4 (Tied NHL record)

Opposition: 1 The Oilers have allowed 26 shorthanded goals in the playoffs; Most recently: at Carolina, June 5, 2006. Carolina won 5-4

MOST SHORTHANDED GOALS, BOTH TEAMS, ONE PERIOD:

2 — Oilers vs. Calgary, Apr. 14, 1983, 3rd period. Edmonton won 6-3. EDM - 1 SHG, CGY - 1 SHG
— Oilers vs. Chicago, Apr. 24, 1983, 3rd period. Edmonton won 8-4. EDM - 2 SHG
— Oilers at Winnipeg, Apr. 9, 1988, 2nd period. Winnipeg won 6-4. WPG - 1 SHG, EDM - 1 SHG

FASTEST GOALS

FASTEST FIVE GOALS, BOTH TEAMS:

5:12 Oilers at Minnesota, April 28/84, 2nd period. Scorers Mark Napier, North Stars, 8:48, Mark Napier, North Stars, 10:22, Neal Broten North Stars, 12:04, Neal Broten, North Stars, 12:36; Paul Coffey, Oilers, 14:00, Edmonton won 8-5

FASTEST FIVE GOALS, ONE TEAM:

Edmonton: 5:44 Oilers at Minnesota, Apr. 28, 1984, 3rd period. Scorers: Jari Kurri 4:58; Glenn Anderson 6:06; Ken Linseman 7:05; Mark Messier 10:10; Wayne Gretzky 10:42, Edmonton won 8-5

Opposition: 8:27 Oilers at Minnesota, Apr. 28, 1984, 2nd period. Scorers: Brad Maxwell 4:09; Mark Napier 8:48, Mark Napier 10:22; Neal Broten 12:04; Neal Broten 12:36, Edmonton won 8-5

FASTEST FOUR GOALS, BOTH TEAMS:

2:30 Oilers at Chicago, May 12, 1985, 1st period. Scorers: Denis Savard, Chicago, 17:05; Jaroslav Pouzar, Edmonton, 17:20; Curt Fraser, Chicago, 18:17; Al Secord, Chicago, 19:35, Chicago won 8-6

FASTEST FOUR GOALS, ONE TEAM:

Edmonton: 4:25 Oilers vs. Los Angeles, Apr. 20, 1990, 3rd period. Scorers: Jari Kurri 13:14; Mark Lamb 14:29, Esa Tikkanen 16:38; Craig MacTavish 17:39, Edmonton won 6-1

Opposition: 3:48 Oilers at Minnesota, Apr. 28, 1984, 2nd period. Scorers: Mark Napier 8:48; Mark Napier 10:22; Neal Broten 12:04; Neal Broten 12:36, Edmonton won 8-5

FASTEST THREE GOALS, BOTH TEAMS:

0:21 Oilers vs. Chicago, May 7, 1985, 3rd period. Scorers: Behn Wilson, Chicago, 19:22; Jari Kurri, Edmonton, 19:36; Glenn Anderson, Edmonton, 19:43. Edmonton won 7-3 (NHL Record)

FASTEST THREE GOALS, ONE TEAM:

Edmonton: 1:48 Oilers vs. Winnipeg, Apr. 6, 1983, 1st period. Scorers: Ken Linseman 14:10; Dave Hunter 14:17; Wayne Gretzky 15:58, Edmonton won 6-3

Opposition: 1:26 Oilers at Chicago, May 16, 1992, 2nd period. Scorers: Mike Peluso 2:51; Jeremy Roenick 3:20; Steve Smith 4:17, Chicago won 8-2

FASTEST TWO GOALS, BOTH TEAMS:

0:11 Oilers vs. Calgary, Apr. 8, 1991, 1st period. Scorers: Joe Nieuwendyk, Calgary, 2:03; Esa Tikkanen, Edmonton, 2:14; Edmonton won 4-3

FASTEST TWO GOALS, ONE TEAM:

Edmonton: 0:07— Oilers vs. Winnipeg, Apr. 6, 1983, 1st period. Scorers: Ken Linseman 14:10; Dave Hunter 14:17, Edmonton won 6-3
— Oilers vs. Chicago, May 7, 1985, 3rd period. Scorers: Jari Kurri 19:36; Glenn Anderson 19:43 (both ENG), Edmonton won 7-3

Opposition: 0:11 Oilers at Los Angeles, Apr. 22, 1990, 1st period. Scorers: Larry Robinson 19:20; Todd Elik 19:31, Edmonton won 5-4



FASTEST THREE GOALS FROM THE START OF A GAME, BOTH TEAMS:

1:41 Oilers vs. Philadelphia, May 25, 1985. Scorers: Wayne Gretzky, Oilers, 1:10; Wayne Gretzky, Oilers 1:25; Derrick Smith, Philadelphia, 1:41; Edmonton won 4-3

FASTEST THREE GOALS FROM THE START OF A GAME, ONE TEAM:

Edmonton: 6:26 Oilers vs Los Angeles, Apr. 9, 1987. Scorers: Jari Kurri 2:51; Glenn Anderson 5:17; Jari Kurri 6:26, Oilers won 13-3

Opposition: 12:04 Oilers at Winnipeg, Apr. 10, 1990. Scorers: Mark Kumpel 4:55; Pat Elynuik 11:42; Doug Evans 12:04, Winnipeg won 4-3 in 2OT

FASTEST THREE GOALS FROM THE START OF A PERIOD, BOTH TEAMS:

1:41 Oilers vs. Philadelphia, May 25, 1985, 1st period. Scorers: Wayne Gretzky, Oilers, 1:10; Wayne Gretzky, Oilers, 1:25; Derrick Smith, Philadelphia, 1:41; Edmonton won 4-3

FASTEST THREE GOALS FROM THE START OF A PERIOD, ONE TEAM:

Edmonton: 5:01 Oilers vs. Detroit, May 5, 1988, 3rd period. Scorers: Mark Messier 0:48; Jari Kurri 1:18; Craig Simpson 5:01, Edmonton won 5-3

Opposition: 4:30 Oilers at NY Islanders, Apr. 16, 1981, 2nd period. Scorers: John Tonelli 2:46; Hector Marini 3:33; Denis Potvin 4:30, New York won 8-2

FASTEST TWO GOALS FROM THE START OF A GAME, BOTH TEAMS:

4:19 Oilers vs Detroit, May 11/88. Scorers: Craig Simpson, Edmonton, 0:47; Brent Ashton, Detroit, 4:19, Edmonton won 8-4

FASTEST TWO GOALS FROM THE START OF A GAME, ONE TEAM:

Edmonton: 1:25 Oilers vs Philadelphia, May 25, 1985. Scorers: Wayne Gretzky 1:10; Wayne Gretzky 1:25; Edmonton won 4-3

Opposition: 5:48 Oilers at NY Islanders, May 12, 1984. Scorers: Bryan Trottier 0:53; Greg Gilbert 5:48, New York won 6-1

FASTEST TWO GOALS FROM THE START OF A PERIOD, BOTH TEAMS:

2:04 Oilers vs. Winnipeg, Apr. 4, 1990, 2nd period. Scorers: Mark Messier, Oilers, 0:35; Moe Mantha, Jets, 2:04, Winnipeg won 7-5

FASTEST TWO GOALS FROM THE START OF A PERIOD, ONE TEAM:

Edmonton: 1:18 Oilers vs. Detroit, May 5, 1988, 3rd period. Scorers: Mark Messier 0:48; Jari Kurri 1:18; Edmonton won 5-3

Opposition: 0:35 Oilers at NY Islanders, May 19, 1984, 3rd period. Scorers: Pat LaFontaine 0:13; Pat LaFontaine 0:35, Edmonton won 5-2

OVERTIME

SHORTEST OVERTIME:

0:21 Oilers vs. Winnipeg, Apr. 5, 1984, Edmonton won 5-4. Winning goal: Randy Gregg (Mark Messier, Glenn Anderson) 0:21 of the 1st overtime period

LONGEST OVERTIME:

55:13 Oilers at Boston, May 15, 1990, Edmonton won 3-2. Winning goal: Petr Klima (Jari Kurri, Craig MacTavish) at 15:13 of 3rd overtime period

MOST OVERTIME GAMES, ONE PLAYOFF YEAR:

6 1991

MOST OVERTIME GAMES, ONE PLAYOFF SERIES:

4 – Oilers vs. Los Angeles, 1991 Smythe Division Final, Games 1-3. Edmonton won series 4-2
– Oilers vs. Dallas, 2001 Western Conf. QF, Games 3-5, Dallas won series 4-2

HAT-TRICKS

MOST HAT-TRICKS, ONE TEAM, ONE PLAYOFF YEAR:

6 – 1983 in 16 games (NHL record)
– 1985 in 18 games (Tied NHL record)

POINTS

MOST POINTS, BOTH TEAMS, ONE GAME:

46 Oilers vs. Los Angeles, Apr. 7, 1982, Los Angeles won 10-8; LA - 10G, 15A; EDM - 8G, 13A

MOST POINTS, ONE TEAM, ONE GAME:

Edmonton: 33 Oilers vs. Los Angeles, Apr. 9, 1987. Edmonton won 13-3, with 20 assists

Opposition: 25 Oilers vs Los Angeles, Apr. 7, 1982, Los Angeles won 10-8, with 15 assists

MOST POINTS, BOTH TEAMS, ONE PERIOD:

23 Oilers vs. Winnipeg, Apr. 6, 1988, 3rd period, Edmonton won 7-4; EDM - 7G, 12A; WPG - 2G, 3A

MOST POINTS, ONE TEAM, ONE PERIOD:

Edmonton: 18 Oilers vs. Winnipeg, Apr. 6, 1988, 3rd period. Edmonton won 7-4, with 12 assists

Opposition: 14 – Oilers at Los Angeles, Apr. 10, 1982, 3rd period. Los Angeles won 6-5, with 5 goals, 9 assists
– Oilers at Minnesota, Apr. 28, 1984, 2nd period. Edmonton won 8-5; Minnesota had 5 goals, 9 assists
– Oilers at Chicago, May 12, 1985, 1st period. Chicago won 8-6, with 5 goals and 9 assists



SHOTS

MOST SHOTS, BOTH TEAMS, ONE GAME:

97 Oilers vs. Calgary, Apr. 13, 1984, Calgary won 6-5, with 50 shots. Edmonton had 47 shots

MOST SHOTS, ONE TEAM, ONE GAME:

Edmonton: 58 Oilers vs. San Jose, May 10, 2006, Edmonton won 3-2 in triple overtime

Opposition: 64 Oilers at Anaheim, May 5, 2017. Anaheim won 4-3 in double overtime

MOST SHOTS, BOTH TEAMS, ONE PERIOD:

35 Oilers vs. Winnipeg, Apr. 4, 1984, 1st period, Edmonton won 9-2, with 19 shots; Winnipeg had 16 shots

MOST SHOTS, ONE TEAM, ONE PERIOD:

Edmonton: 22 Oilers vs. Dallas, Apr. 16, 2000, 1st period, Edmonton won 5-2

Opposition: 25 Oilers vs. Anaheim, May 25, 2006, 2nd period. Anaheim won 6-3

FEWEST SHOTS, BOTH TEAMS, ONE GAME:

36 — Oilers vs Boston, May 18, 1988. Edmonton won 2-1, with 22 shots. Boston had 14 shots
— Oilers at Dallas, May 9, 1998. Edmonton won 2-0 and had 21 shots. Dallas had 15 shots

FEWEST SHOTS, ONE TEAM, ONE GAME:

Edmonton: 13 — Oilers at Dallas, Apr. 21, 1999. Dallas won 2-1.
— Oilers at Dallas, Apr. 11, 2003. Dallas won 6-1.

Opposition: 12 Oilers vs. Boston, May 20, 1988. Edmonton won 4-2.

FEWEST SHOTS, BOTH TEAMS, ONE PERIOD:

7 Oilers at Dallas, Apr. 21, 1999, 1st period. Dallas won 2-1, with 3 shots. Edmonton had 4 shots.

FEWEST SHOTS, ONE TEAM, ONE PERIOD:

Edmonton: 1 — Oilers at Los Angeles, Apr. 22, 1990, 1st period. Edmonton won 5-4
— Oilers at Vancouver, May 4, 1992, 1st period. Vancouver won 4-0

Opposition: 0 Oilers at Dallas, May 9, 1998, 1st period. Edmonton won 2-0

PENALTIES

MOST PENALTIES, BOTH TEAMS, ONE SERIES:

155 Oilers vs. Calgary, 1986 Divisional Final. Calgary won series 4-3, receiving 59 minors, 7 majors, 4 misconducts, and 1 game misconduct. Edmonton received 66 minors, 10 majors, 6 misconducts and 2 game misconducts

MOST PENALTIES, ONE TEAM, ONE SERIES:

Edmonton: 84 Oilers vs. Calgary, 1986 Division Finals. Calgary won series 4-3. Edmonton received 66 minors, 10 majors, 6 10-minute misconducts and 2 game misconducts

Opposition: 75 Oilers vs. Winnipeg, 1988 Division SF. Edmonton won series 4-1. Winnipeg received 64 minors, 5 majors, and 6 10-minute misconducts

MOST PENALTIES, BOTH TEAMS, ONE GAME:

54 Oilers at Los Angeles, Apr. 10, 1982, Edmonton received 17 minors, 3 majors, and 7 10-minute misconducts. Los Angeles received 18 minors, 2 majors, 6 10-minute misconducts and 1 game misconduct

MOST PENALTIES, ONE TEAM, ONE GAME:

Edmonton: 29 Oilers at Calgary, Apr. 24, 1986, Edmonton received 20 minors, 4 majors, 4 misconducts and 1 game misconduct

Opposition: 27 Oilers at Los Angeles, Apr. 10, 1982, Los Angeles received 18 minors, 2 majors, 6 misconducts and 1 game misconduct

MOST PENALTIES, BOTH TEAMS, ONE PERIOD:

28 Oilers at Los Angeles, Apr. 20, 1992, 3rd period, Edmonton received 9 minors, 1 major, 4 misconducts. Los Angeles received 9 minors, 1 major and 4 misconducts

MOST PENALTIES, ONE TEAM, ONE PERIOD:

Edmonton: 15 — Oilers at Calgary, Apr. 24, 1986, 3rd period. Edmonton received 6 minors, 4 majors, 4 misconducts and 1 game misconduct
— Oilers at Dallas, Apr. 11, 2003, 3rd period. Edmonton received 11 minors, 1 major, 2 misconducts and 1 match

Opposition: 14 — Oilers at Los Angeles, Apr. 10, 1982, 3rd period. Los Angeles received 5 minors, 2 majors, 6 10-minute misconducts and 1 game misconduct
— Oilers at Los Angeles, Apr. 20, 1992, 3rd period. Los Angeles received 9 minors, 1 major and 4 misconducts

PENALTY MINUTES

MOST PENALTY MINUTES, BOTH TEAMS, ONE SERIES:

465 Oilers vs. Calgary, 1986 Division Finals. Calgary won series 4-3, with 203 penalty minutes. Edmonton had 262 penalty minutes

MOST PENALTY MINUTES, ONE TEAM, ONE SERIES:

Edmonton: 262 Oilers vs. Calgary, 1986 Division Finals. Calgary won series 4-3. Edmonton received 66 minors, 10 majors, 6 misconducts and 2 game misconducts

Opposition: 213 Oilers vs. Winnipeg, 1988 Division SF. Edmonton won series 4-1. Winnipeg received 64 minors, 5 majors and 6 10-minute misconducts

**MOST PENALTY MINUTES, BOTH TEAMS, ONE GAME:**

227 Oilers at Los Angeles, Apr. 10, 1982, Edmonton received 18 minors, 3 majors and 6 10-minute misconducts for 111 minutes, Los Angeles received 18 minors, 2 majors, 6 10 minute misconducts and 1 game misconduct for 116 minutes

MOST PENALTY MINUTES, ONE TEAM, ONE GAME:

Edmonton: 111 Oilers at Los Angeles, Apr. 10, 1982, Edmonton received 18 minors, 3 majors and 6 10-minute misconducts

Opposition: 116 Oilers at Los Angeles, Apr. 10, 1982, Los Angeles received 18 minors, 2 majors, 6 10-minute misconducts and 1 game misconduct

MOST PENALTY MINUTES, BOTH TEAMS, ONE PERIOD:

161 Oilers at Los Angeles, Apr. 10, 1982, 3rd period, Edmonton received 3 minors, 3 majors and 5 10-minute misconducts for 71 minutes, Los Angeles received 5 minors, 2 majors, 6 10-minute misconducts and 1 game misconduct for 90 minutes

MOST PENALTY MINUTES, ONE TEAM, ONE PERIOD:

Edmonton: 82 Oilers at Calgary, Apr. 24, 1986, 3rd period, Edmonton received 6 minors, 4 majors, 4 misconducts and 1 game misconduct

Opposition: 90 Oilers at Los Angeles, Apr. 10, 1982, 3rd period, Los Angeles received 5 minors, 2 majors, 6 10-minute misconducts and 1 game misconduct

NHL TEAM RECORDS HELD OR CO-HELD BY THE EDMONTON OILERS (PLAYOFFS)**MOST GOALS, ONE TEAM, ONE PLAYOFF SERIES:**

44 1985; Edmonton won best-of-seven series CF 4-2, outscoring Chicago 44-25

MOST GOALS, BOTH TEAMS, ONE PLAYOFF SERIES:

69 Edmonton (44), Chicago (25) in 1985. Edmonton won best-of-seven CF series 4-2

MOST GOALS, BOTH TEAMS, FOUR-GAME SERIES:

36 Edmonton (25), Chicago (11) in 1983. Edmonton won best-of-seven CF 4-0. (Ties NHL record)

MOST GOALS, ONE TEAM, FIVE-GAME SERIES:

35 1983. Edmonton won best-of-seven DF 4-1, outscoring Calgary 35-13

MOST GOALS, BOTH TEAMS, FIVE-GAME SERIES:

52 Edmonton (32), Los Angeles (20) in 1987. Edmonton won best-of-seven Division SF 4-1

MOST GOALS, ONE TEAM, SIX-GAME SERIES:

44 1985; Edmonton won best-of-seven series CF 4-2, outscoring Chicago 44-25

MOST GOALS, BOTH TEAMS, SIX-GAME SERIES:

69 Edmonton (44), Chicago (25) in 1985. Edmonton won best-of-seven CF series 4-2

MOST GOALS, ONE TEAM, ONE GAME:

13 Apr. 9, 1987 vs. Los Angeles. Edmonton won 13-3

MOST GOALS, BOTH TEAMS, ONE GAME:

18 Los Angeles (10), Edmonton (8), Apr. 7, 1982, at Edmonton. Los Angeles won best-of-five DSF 3-2

MOST POWER-PLAY GOALS, BOTH TEAMS, ONE PERIOD:

5 Minnesota (4), Edmonton (1), Apr. 28, 1984 at Minnesota. Edmonton won 8-5.

MOST POWER-PLAY GOALS, BOTH TEAMS, ONE SERIES:

21 NY Islanders (13), Edmonton (8) in 1981 best-of-seven QF won by NY Islanders 4-2

MOST SHORTHANDED GOALS, ONE TEAM, ONE PLAYOFF YEAR:

10 1983, in 16 games

MOST SHORTHANDED GOALS, BOTH TEAMS, ONE SERIES:

7 Edmonton (5), Calgary (2), in 1983 Division Final, won by Edmonton 4-1

MOST SHORTHANDED GOALS, ONE TEAM, ONE GAME:

3 Apr. 17, 1983 at Calgary. Edmonton won 10-2 (Tied NHL record)

MOST SHORTHANDED GOALS, ONE TEAM, ONE PERIOD:

2 Apr. 24, 1984, 3rd period vs. Chicago. Edmonton won 8-4 (Tied NHL record)

FASTEST THREE GOALS, BOTH TEAMS:

0:21 Oilers vs. Chicago, May 7, 1985, 3rd period. Scorers: Behn Wilson, Chicago, 19:22; Jari Kurri, Edmonton, 19:36; Glenn Anderson, Edmonton, 19:43. Edmonton won 7-3 (NHL Record)

MOST HAT-TRICKS, ONE TEAM, ONE PLAYOFF YEAR:

6 — 1983 in 16 games
— 1985 in 18 games



CURRENT NHL INDIVIDUAL RECORDS ESTABLISHED OR TIED BY EDMONTON OILERS (PLAYOFFS)

MOST CAREER PLAYOFF GOALS:

122 Wayne Gretzky 1979-80 through 1998-99 (with EDM, LAK, STL, NYR)
Gretzky scored 81 with Edmonton

MOST GOALS, ONE PLAYOFF YEAR:

19 Jari Kurri 1984-85 (Ties NHL record)

MOST GOALS IN ONE SERIES (OTHER THAN FINAL):

12 Jari Kurri 1984-85, during six-game Conference Final against Chicago

MOST CAREER PLAYOFF ASSISTS:

260 Wayne Gretzky 1979-80 through 1998-99 (with EDM, LAK, STL, NYR)
Gretzky posted 171 assists with Edmonton

MOST ASSISTS, ONE PLAYOFF YEAR:

31 Wayne Gretzky 1987-88

MOST ASSISTS IN ONE SERIES (OTHER THAN FINAL):

14 Wayne Gretzky 1984-85, during six-game Conference Final against Chicago (Ties NHL record)

MOST ASSISTS, IN FINAL SERIES:

10 Wayne Gretzky 1987-88, during four-game Stanley Cup Final against Boston.

MOST ASSISTS, ONE GAME:

6 Wayne Gretzky Apr. 9, 1987 vs. Los Angeles (Ties NHL record)

MOST ASSISTS, ONE PERIOD:

3 Wayne Gretzky 5 times, Apr. 8, 1981, Apr. 24, 1983, Apr. 25, 1985, Apr. 9, 1987, Apr. 12, 1987 (Ties NHL record)

MOST CAREER PLAYOFF POINTS:

382 Wayne Gretzky 1979-80 through 1998-99 (with EDM, LAK, STL, NYR)
Gretzky posted 252 points with Edmonton

MOST POINTS, ONE PLAYOFF YEAR:

47 Wayne Gretzky 1984-85; 17 goals, 30 assists

MOST POINTS, IN FINAL SERIES:

13 Wayne Gretzky 1987-88, scored 3 goals, 10 assists during four-game Stanley Cup Final against Boston.

MOST POINTS, ONE PERIOD:

4 — Wayne Gretzky Apr. 12, 1987 at Los Angeles, 3rd period; 1 goal, 3 assists (Ties NHL record)
— Glenn Anderson Apr. 6, 1983 vs. Winnipeg, 3rd period; 3 goals, 1 assist (Ties NHL record)

MOST POWERPLAY GOALS, ONE GAME:

3 Jari Kurri Apr. 9, 1987 vs. Los Angeles (Ties NHL record)

MOST CAREER SHORTHANDED GOALS:

14 Mark Messier 1979-80 through 1997-98 (with EDM, NYR) Messier scored 11 shorthanded goals with Edmonton

MOST SHORTHANDED GOALS, ONE PLAYOFF YEAR:

3 — Wayne Gretzky 1982-83 (Ties NHL record)
— Todd Marchant 1996-97 (Ties NHL record)

MOST SHORTHANDED GOALS, ONE GAME:

2 — Wayne Gretzky Twice: Apr. 6, 1983 vs. Winnipeg; Apr. 25, 1985 at Winnipeg; (Ties NHL record)
— Jari Kurri Apr. 24, 1983 vs. Chicago (Ties NHL record)

MOST SHORTHANDED GOALS, ONE PERIOD:

2 Jari Kurri April 24, 1983 vs. Chicago, 3rd period (Ties NHL record)

MOST CAREER GAME-WINNING GOALS

24 Wayne Gretzky 1979-80 through 1998-99 (with EDM, LAK, STL, NYR)
Gretzky scored 16 game-winning goals with Edmonton

MOST GOALS BY A DEFENCEMAN, ONE PLAYOFF YEAR:

12 Paul Coffey 1984-85

MOST ASSISTS BY A DEFENCEMAN, ONE PLAYOFF YEAR:

25 Paul Coffey 1984-85

MOST ASSISTS BY A DEFENCEMAN, ONE GAME:

5 Paul Coffey May 14, 1985 vs. Chicago. Edmonton won 10-5

MOST POINTS BY A DEFENCEMAN ONE PLAYOFF YEAR:

37 Paul Coffey 1984-85; 12 goals, 25 assists

MOST POINTS, ONE GAME, BY A DEFENCEMAN:

6 Paul Coffey May 14, 1985 vs. Chicago; 1 goal, 5 assists

MOST CAREER THREE-OR-MORE GOAL GAMES:

10 Wayne Gretzky 1979-80 through 1998-99 (with EDM, LAK, STL, NYR)

MOST THREE-OR-MORE GOAL GAMES ONE PLAYOFF YEAR:

4 Jari Kurri 1984-85

MOST THREE-OR-MORE GOAL GAMES, ONE PLAYOFF SERIES:

3 Jari Kurri 1984-85, during six-game Conference Final against Chicago

MOST WINS BY A GOALTENDER ONE PLAYOFF YEAR:

16 Grant Fuhr 1987-88
Bill Ranford 1989-90 (Ties NHL record)



EDMONTON OILERS INDIVIDUAL PLAYOFF RECORDS

GAMES

MOST GAMES:

172 Kevin Lowe, 1980 through 1992 & 1997 through 1998

GOALS

MOST GOALS:

92 Jari Kurri, in 146 games

MOST GAMES SCORING THREE-OR-MORE GOALS:

7 — Wayne Gretzky, 5 three-goal games, 2 four-goal games
— Jari Kurri, 5 three-goal games 2 four-goal games
Gretzky holds NHL record with 10 games scoring three or more goals in a game, with Edmonton, Los Angeles, NY Rangers

MOST GAMES SCORING THREE OR-MORE GOALS, ONE PLAYOFF SEASON:

4 Jari Kurri, 1985, 3 three-goal games 1 four-goal game (NHL record)

MOST GAMES SCORING THREE-OR-MORE GOALS, ONE PLAYOFF SERIES:

3 Jari Kurri, 1985 Conference Finals vs. Chicago (NHL record)

MOST GOALS, ONE PLAYOFF YEAR:

19 Jari Kurri, 1985 in 18 games (Ties NHL record)

MOST GOALS, ONE PLAYOFF YEAR, ROOKIE:

5 — Glenn Anderson, 1981
— Jari Kurri, 1981

MOST GOALS, ONE PLAYOFF YEAR, DEFENCEMAN:

12 Paul Coffey, 1985 in 18 games (NHL record)

MOST GOALS, IN FINAL SERIES:

7 Wayne Gretzky, 1985 in six games

MOST GOALS IN ONE SERIES (OTHER THAN FINAL):

12 Jari Kurri, 1985 vs. Chicago in Conference Final (NHL record)

MOST GOALS, ONE GAME:

Edmonton: 4 — Wayne Gretzky, vs. Winnipeg, Apr. 6, 1983. Edmonton won 6-3
— Mark Messier, vs. Calgary, Apr. 14, 1983. Edmonton won 6-3
— Wayne Gretzky, at Calgary, Apr. 17, 1983. Edmonton won 10-2
— Glenn Anderson, vs. Chicago, Apr. 26, 1983. Edmonton won 8-2
— Jari Kurri, at Chicago, May 16, 1985. Edmonton won 8-2
— Jari Kurri, vs. Los Angeles, Apr. 9, 1987. Edmonton won 13-3

Opposition: 3 — Denis Potvin, at NY Islanders, Apr. 17, 1981. New York won 6-3
— Paul Reinhart, vs. Calgary, Apr. 14, 1983. Edmonton won 6-3
— Clark Gillies, at NY Islanders, May 12, 1984. New York won 6-1
— Chris Kontos, at Los Angeles, Apr. 6, 1989. Los Angeles won 5-2
— Luc Robitaille, at Los Angeles, Apr. 26, 1991. Los Angeles won 5-2

MOST GOALS, ONE ROAD GAME:

Edmonton: 4 — Wayne Gretzky, at Calgary, Apr. 17, 1983. Edmonton won 10-2 (Ties NHL record)
— Jari Kurri, at Chicago, May 16, 1985. Edmonton won 8-2 (Ties NHL record)

Opposition: 3 Paul Reinhart, vs. Calgary, Apr. 14, 1983. Edmonton won 6-3

MOST GOALS, ONE PERIOD:

Edmonton: 3 — Wayne Gretzky, vs. Winnipeg, Apr. 6, 1983, 2nd period. Edmonton won 6-3
— Wayne Gretzky, vs. Philadelphia, May 25, 1985, 1st period. Edmonton won 4-3
— Glenn Anderson, vs. Winnipeg, Apr. 6, 1988, 3rd period. Edmonton won 7-4
— Petr Klima, vs. Minnesota, May 4, 1991, 1st period. Edmonton won 7-2

Opposition: 2 Has occurred 25 times in Oilers playoff history. Most recently: Ryan Getzlaf, Anaheim, May 4, 2017, 2nd period. Anaheim won 4-3 in overtime

MOST GAME-WINNING GOALS:

16 Wayne Gretzky, in 120 games
Gretzky holds the NHL career record, with 24 game-winning goals with Edmonton, Los Angeles, St. Louis, NY Rangers

MOST GAME-WINNING GOALS, ONE PLAYOFF YEAR:

5 — Jari Kurri, 1987
— Fernando Pisani, 2006

MOST OVERTIME GOALS:

3 Glenn Anderson, in 164 games

MOST OVERTIME GOALS, ONE PLAYOFF YEAR:

2 Esa Tikkanen, 1991

MOST OVERTIME GOALS, ONE PLAYOFF SERIES:

1 18 different Oilers players have scored 25 overtime goals in the NHL playoffs, but none have scored more than one in one playoff series
Most recently: David Desharnais, 2017 First Round vs. San Jose

LONGEST CONSECUTIVE GOAL-SCORING STREAK:

6 games Esa Tikkanen, Apr. 10, 1990 through Apr. 20, 1990, 7 goals



ASSISTS

MOST ASSISTS:

171 Wayne Gretzky, in 120 games
Gretzky holds the NHL record, with 260 assists, with Edmonton, Los Angeles, St. Louis and the NY Rangers

MOST ASSISTS, ONE PLAYOFF YEAR:

31 Wayne Gretzky, 1988 (NHL record)

MOST ASSISTS, ONE PLAYOFF YEAR, ROOKIE

7 — Glenn Anderson, 1981
— Jari Kurri, 1981

MOST ASSISTS, ONE PLAYOFF YEAR, DEFENCEMAN:

25 Paul Coffey, 1985 (NHL record)

MOST ASSISTS, IN FINAL SERIES:

10 Wayne Gretzky, 1988 vs. Boston (NHL record)

MOST ASSISTS IN ONE SERIES (OTHER THAN FINAL):

14 Wayne Gretzky, 1985 Conference Final vs. Chicago (Ties NHL record)

MOST ASSISTS, ONE GAME:

Edmonton: 6 Wayne Gretzky, vs. Los Angeles, Apr. 9, 1987.
Edmonton won 13-3 (Ties NHL record)

Opposition: 4 — Duane Sutter, vs. NY Islanders, May 12, 1983.
New York won 6-3
— Wayne Gretzky, at Los Angeles, Apr. 20, 1992.
Los Angeles won 8-5
— Sandis Ozolinsh, vs. Colorado, Apr. 26, 1998.
Colorado won 5-4 (OT)

MOST ASSISTS, ONE PERIOD:

Edmonton: 3 Eleven (11) Oilers have posted three assists in one period, tying the NHL record
Most recently: Chris Pronger, at Detroit, Apr. 29, 2006, 2nd period. Edmonton won 3-1
Wayne Gretzky posted leads all players with three games in which he posted three assists in one period

Opposition: 3 — Steve Payne, vs. Minnesota, Apr. 26, 1984, 2nd period. Edmonton won 4-3
— Chris Chelios, at Chicago, May 18, 1992, 3rd period.
Chicago won 4-2

MOST ASSISTS, ONE ROAD GAME:

Edmonton: 5 Wayne Gretzky, at Montreal, Apr. 8, 1981. Edmonton won 6-3 (NHL record)

Opposition: 4 — Duane Sutter, vs. NY Islanders, May 12, 1983.
New York won 6-3
— Sandis Ozolinsh, vs. Colorado, Apr. 26, 1998.
Colorado won 5-4 (OT)

POINTS

MOST POINTS:

252 Wayne Gretzky, in 120 games (81 goals -171 assists)
Gretzky holds the NHL career record, with 382 points (122G, 260A), with Edmonton, Los Angeles, St. Louis, NY Rangers

MOST POINTS, ONE PLAYOFF YEAR

47 Wayne Gretzky, 1985 (17 goals - 30 assists) (NHL record)

MOST POINTS, ONE PLAYOFF YEAR, ROOKIE:

12 — Glenn Anderson, 1981 (5 goals - 7 assists)
— Jari Kurri, 1981 (5 goals - 7 assists)

MOST POINTS, ONE PLAYOFF YEAR, DEFENCEMAN:

37 Paul Coffey, 1985 (12 goals - 25 assists) (NHL record)

MOST POINTS IN ONE SERIES (OTHER THAN FINAL):

18 Wayne Gretzky in 1985 in 6 games vs. Chicago in Conference Final. (4 goals, 14 assists) Edmonton won series 4-2

MOST POINTS, IN FINAL SERIES:

13 Wayne Gretzky, 1988 (3 goals, 10 assists) vs. Boston. (NHL Record)

MOST POINTS, ONE GAME:

Edmonton: 7 — Wayne Gretzky, at Calgary, Apr. 17, 1983, 4 goals, 3 assists. Edmonton won 10-2
— Wayne Gretzky, at Winnipeg, Apr. 25, 1985, 3 goals, 4 assists. Edmonton won 8-3
— Wayne Gretzky, vs. Los Angeles, Apr. 9, 1987, 1 goal, 6 assists. Edmonton won 13-3

Opposition: 5 — Denis Potvin, at NY Islanders, Apr. 17, 1981, 3 goals, 2 assists, New York won 6-3
— Peter Forsberg, at Colorado, Apr. 24, 1998, 2 goals, 3 assists, Colorado won 5-2

MOST POINTS, ONE ROAD GAME:

Edmonton: 7 — Wayne Gretzky, at Calgary, Apr. 17, 1983, 4 goals, 3 assists. Edmonton won 10-2 (NHL record)
— Wayne Gretzky, at Winnipeg, Apr. 25, 1985, 3 goals, 4 assists. Edmonton won 8-3 (Ties NHL record)

Opposition: 4 — Daryl Evans, vs. Los Angeles, Apr. 7, 1982, 2 goals, 2 assists. Los Angeles won 10-8
— Duane Sutter, vs. NY Islanders, May 12, 1983, 4 assists, New York won 6-3

MOST POINTS, ONE GAME, DEFENCEMAN:

Edmonton: 6 Paul Coffey, vs. Chicago, May 14, 1985, 1 goal, 5 assists. Edmonton won 10-5 (NHL record)

Opposition: 5 Denis Potvin, at NY Islanders, Apr. 17, 1981, 3 goals, 2 assists. New York won 6-3



MOST POINTS, ONE PERIOD:

Edmonton: 4 — Wayne Gretzky, vs. Los Angeles, Apr. 12, 1987, 3rd period, 1 goal, 3 assists. Edmonton won 6-3 (Ties NHL record)

- Glenn Anderson, vs. Winnipeg, Apr. 6, 1988, 3rd period, 3 goals, 1 assist. Edmonton won 7-4 (Ties NHL record)

Opposition: 3 — Denis Potvin, at NY Islanders, Apr. 17, 1981, 2nd period, 2 goals, 1 assist. New York won 6-3

- Daryl Evans, vs. Los Angeles, Apr. 7, 1982, 2nd period, 2 goals, 1 assist. Los Angeles won 10-8
- Steve Payne, vs. Minnesota, Apr. 26, 1984, 2nd period, 3 assists. Edmonton won 4-3
- Brad Maxwell, at Minnesota, Apr. 28, 1984, 2nd period, 1 goal, 2 assists. Edmonton won 8-5
- Luc Robitaille, at Los Angeles, Apr. 24, 1990, 2nd period, 1 goal, 2 assists. Edmonton won 6-5 in overtime
- Theoren Fleury, at Calgary, Apr. 16, 1991, 1st period, 1 goal, 2 assists. Edmonton won 5-4 in overtime
- Chris Chelios, at Chicago, May 18, 1992, 3rd period, 3 assists. Chicago won 4-2

PENALTIES

MOST PENALTIES, ONE GAME:

Edmonton: 7 — Lee Fogolin, at Calgary, Apr. 18, 1983, 4 minors, 2 majors, and 1 game misconduct

Opposition: 6 — Marty McSorley, at Los Angeles, Apr. 26, 1991, 3 minors, 2 majors and 1 game misconduct

MOST PENALTIES, ONE PERIOD:

Edmonton: 4 — Dave Semenko, at Calgary, Apr. 17, 1983, 1st period, 1 major, 1 match penalty, 1 10-minute misconduct, 1 game misconduct

- Lee Fogolin, at Calgary, Apr. 18, 1983, 1st period, 3 minors, 1 major
- Ethan Moreau, at Dallas, Apr. 11, 2003, 3rd period, 4 minors

Opposition: 5 — Marty McSorley, at Los Angeles, Apr. 26, 1991, 3rd period, 2 minors, 2 majors, 1 game misconduct

PENALTY MINUTES

MOST PENALTY MINUTES:

314 — Glenn Anderson, in 164 games

MOST PENALTY MINUTES, ONE PLAYOFF YEAR:

75 — Kevin McClelland, 1985

MOST PENALTY MINUTES, BY A GOALTENDER, CAREER:

- 14 — Grant Fuhr, in 111 games
- Dwayne Roloson, in 18 games

MOST PENALTY MINUTES, BY A GOALTENDER, ONE PLAYOFF YEAR:

14 — Dwayne Roloson, 2006

MOST PENALTY MINUTES, ONE GAME:

Edmonton: 30 — Dave Semenko, at Calgary, Apr. 17, 1983, 1 major, 1 match penalty, 1 10 minute misconduct, 1 game misconduct

Opposition: 29 — Tim Hunter, at Calgary, Apr. 18, 1983, 2 minors, 1 major, 2 10-minute misconducts

MOST PENALTY MINUTES, ONE PERIOD:

Edmonton: 30 — Dave Semenko, at Calgary, Apr. 17, 1983, 1st period, 1 major, 1 match penalty, 1 10-minute misconduct, 1 game misconduct

Opposition: 25 — Jim Peplinski, at Calgary, Apr. 17, 1983, 1st period, 1 major, 2 game misconducts

POWERPLAY GOALS

MOST POWERPLAY GOALS:

23 — Wayne Gretzky, in 120 games

MOST POWERPLAY GOALS, ONE PLAYOFF YEAR:

7 — Mark Messier, 1988

MOST POWERPLAY GOALS, ONE PLAYOFF SERIES:

- 4 — Bernie Nicholls, 1992 Division SF vs. Los Angeles
- Bill Guerin, 1998 Conference QF vs. Colorado

MOST POWERPLAY GOALS, ONE GAME:

Edmonton: 3 — Jari Kurri, vs. Los Angeles, Apr. 9, 1987. Edmonton won 13-3 (Ties NHL record)

Opposition: 3 — Denis Potvin, at NY Islanders, Apr. 17, 1981. New York won 6-3 (Ties NHL record)

MOST POWERPLAY GOALS, ONE PERIOD:

Edmonton: 2 — Jari Kurri, vs. Los Angeles, Apr. 9, 1987, third period. Edmonton won 13-3

- Opposition: 2 — Denis Potvin, at NY Islanders, Apr. 17, 1981, 2nd period. New York won 6-3
- Paul Coffey, vs. Los Angeles, Apr. 20, 1992, 1st period. Los Angeles won 8-5

SHORTHANDED GOALS

MOST SHORTHANDED GOALS:

11 — Mark Messier, in 166 games
Messier holds the NHL career record, with 14 shorthanded goals with Edmonton and NY Rangers

MOST SHORTHANDED GOALS, ONE PLAYOFF YEAR:

- 3 — Wayne Gretzky, 1983 (Ties NHL record)
- Todd Marchant, 1997 (Ties NHL record)

MOST SHORTHANDED GOALS, ONE GAME:

- Edmonton: 2 — Wayne Gretzky, vs. Winnipeg, Apr. 6, 1983. Edmonton won 6-3 (Ties NHL record)
- Jari Kurri, vs. Chicago, Apr. 24, 1983. Edmonton won 8-4 (Ties NHL record)
- Wayne Gretzky at Winnipeg, Apr. 25, 1985. Edmonton won 8-3 (Ties NHL record)

Opposition: 1 — 26 times; Most recently: Wes Walz, vs. Minnesota, Mar. 28, 2006.

**MOST SHORTHANDED GOALS, ONE PERIOD:**

Edmonton: 2 Jari Kurri, vs. Chicago, Apr. 24, 1983, 3rd period.
Edmonton won 8-4 (Ties NHL record)

Opposition: 1 26 times; Most recently: Wes Walz, vs. Minnesota,
Mar. 28, 2006.

GOALTENDER RECORDS**MOST GAMES APPEARED IN BY A GOALTENDER:**

111 Grant Fuhr 1982 through 1991

MOST CONSECUTIVE COMPLETE GAMES BY A GOALTENDER:

51 Grant Fuhr, April 12, 1986 through April 15, 1989

**MOST CONSECUTIVE COMPLETE GAMES BY A GOALTENDER,
ONE SEASON:**

18 Grant Fuhr, Apr. 6, 1988 through May 26, 1988

MOST WINS BY A GOALTENDER, ONE PLAYOFF YEAR:

16 — Grant Fuhr, 1988, in 18 games (NHL record)
— Bill Ranford, 1990, in 22 games (NHL record)

**MOST CONSECUTIVE WINS BY A GOALTENDER,
ONE PLAYOFF YEAR:**

9 Grant Fuhr, Apr. 10, 1985 through May 7, 1985

MOST MINUTES PLAYED BY A GOALTENDER:

6528 Grant Fuhr, 1982 through 1991

**MOST MINUTES PLAYED BY A GOALTENDER,
ONE PLAYOFF YEAR:**

1401 Bill Ranford, 1990

MOST CAREER PLAYOFF SHUTOUTS:

5 Curtis Joseph, in 24 games, 1997 through 1998

MOST SHUTOUTS, ONE PLAYOFF YEAR:

3 Curtis Joseph, 1997-98

MOST SHUTOUTS, ONE PLAYOFF SERIES:

2 — Curtis Joseph, 1997 Conference QF vs. Dallas
— Curtis Joseph, 1998 Conference QF vs. Colorado

LONGEST SHUTOUT SEQUENCE:

166:54 Curtis Joseph shutout Colorado for final 43:40 on
Apr. 30, 1998, for 60:00 on both May 2, 1998 and
May 4, 1998 and Dallas for initial 3:14 on May 7,
1998.

MOST SHOTS FACED, ONE GAME

64 Cam Talbot, at Anaheim, May 5, 2017.
Anaheim won 4-3 (OT)

MOST SAVES, ONE GAME

60 Cam Talbot, at Anaheim, May 5, 2017.
Anaheim won 4-3 (OT)

MOST ASSISTS BY A GOALTENDER, CAREER

12 Grant Fuhr, in 111 games

MOST ASSISTS BY A GOALTENDER, ONE PLAYOFF YEAR:

3 Grant Fuhr, 1984 & 1985

**MOST PENALTY SHOTS FACED, ONE PLAYOFF YEAR
AND SERIES:**

2 Grant Fuhr, 1985 Stanley Cup Final Series vs.
Philadelphia, May 28, May 30, 1985 (NHL record)

**MOST PENALTY SHOTS STOPPED, ONE PLAYOFF YEAR
AND SERIES:**

2 Grant Fuhr, 1985 Stanley Cup Final Series vs.
Philadelphia, May 28, May 30, 1985 (NHL record)

STREAKS**LONGEST CONSECUTIVE GOAL-SCORING STREAK,
ONE PLAYOFF YEAR:**

6 games Esa Tikkanen, Apr. 10, 1990 through Apr. 20, 1990,
7 goals

**LONGEST CONSECUTIVE ASSIST-SCORING STREAK:
ONE PLAYOFF YEAR:**

9 games Glenn Anderson, Apr. 20, 1985 through May 16,
1985, 13 assists

**LONGEST CONSECUTIVE ASSIST-SCORING STREAK,
ONE PLAYOFF YEAR:**

9 games Glenn Anderson, Apr. 20, 1985 through May 16,
1985, 13 assists

LONGEST CONSECUTIVE POINT-SCORING STREAK:

18 games Wayne Gretzky, Apr. 11, 1980 through Apr. 9, 1983,
17 goals, 25 assists, 42 points

**LONGEST CONSECUTIVE POINT-SCORING STREAK,
ONE PLAYOFF YEAR:**

17 games Wayne Gretzky, Apr. 9, 1988 through May 26, 1988,
12 goals, 29 assists, 41 points



FASTEST GOALS

FASTEST OPENING GOAL:

Edmonton: 0:10 Glenn Anderson, at Boston, May 24, 1988. Score tied at 3-3 when game was cancelled due to power failure at Boston Garden

Opposition: 0:10 John Byce, Boston at Edmonton, May 20, 1990. Boston won 2-1

FASTEST GOAL FROM THE START OF A PERIOD:

Edmonton: 0:09 — Wayne Gretzky, vs. Winnipeg, Apr. 6, 1983, 2nd period. Edmonton won 6-3
— Mark Messier, at Calgary, Apr. 16, 1984, 3rd period. Edmonton won 5-3

Opposition: 0:11 Neal Broten, vs. Minnesota, Apr. 26, 1984, 2nd period. Edmonton won 4-3

FASTEST TWO GOALS:

Edmonton: 0:15 Wayne Gretzky, vs. Philadelphia, May 25, 1985. Goals: 1st period - 1:10, 1:25. Edmonton won 4-3

Opposition: 0:22 Pat LaFontaine, vs. NY Islanders, May 19, 1984. Goals: 3rd period - 0:13, 0:35. Edmonton won 5-2

FASTEST THREE GOALS:

Edmonton: 5:13 Petr Klima, vs. Minnesota, May 4, 1991. Goals: 1st period - 6:14, 8:23, 11:27. Edmonton won 7-2

Opposition: 18:34 Luc Robitaille, at Los Angeles, Apr. 26, 1991. Goals: 1st period 15:08, 19:03, 2nd period - 13:42. Los Angeles won 5-2

FASTEST FOUR GOALS:

Edmonton: 16:50 Wayne Gretzky, vs. Winnipeg, Apr. 6, 1983. Goals: 1st period - 15:58, 2nd period - 0:09, 5:52, 12:48. Edmonton won 6-3

Opposition: n/a Has not occurred in Oilers playoff history

FASTEST ASSISTS

FASTEST TWO ASSISTS:

Edmonton: 0:15 Paul Coffey, vs. Philadelphia, May 25, 1985. Goals: Wayne Gretzky, 1st period - 1:10, 1:25. Edmonton won 4-3

Opposition: 0:22 Clark Gillies, vs. NY Islanders, May 19, 1984. Goals: Pat LaFontaine, 3rd period - 0:13, 0:35. Edmonton won 5-2

FASTEST THREE ASSISTS:

Edmonton: 7:24 Wayne Gretzky, at Winnipeg, Apr. 25, 1985. Goals: 2nd period - Jari Kurri 0:54, 1:18, Glenn Anderson 8:18. Edmonton won 8-3

Opposition: 9:19 Steve Payne, vs. Minnesota, Apr. 26, 1984. Goals: 2nd period - Neal Broten 0:11, Willi Plett 2:37, Brian Bellows 10:30. Edmonton won 4-3

FASTEST FOUR ASSISTS:

Edmonton: 21:18 Glenn Anderson, vs. Detroit, May 13, 1987. Goals: 2nd period - Mark Messier 18:23, 3rd period - Mark Messier 4:48, Kent Nilsson 19:11 and 19:41. Edmonton won 6-3

Opposition: 39:50 Duane Sutter, vs. NY Islanders, May 12, 1983. Goals: 1st period - Tomas Jonsson 14:21, 2nd period - Bob Bourne 8:03, Brent Sutter 8:41 3rd period - Brent Sutter 14:11. New York won 6-3

FASTEST FIVE ASSISTS:

Edmonton: 51:15 Wayne Gretzky, vs. Los Angeles, Apr. 9, 1987. Goals: 1st period - Jari Kurri 6:26, Esa Tikkanen 14:09, 2nd period - Kent Nilsson 14:05, 3rd period - Jari Kurri 7:30 and 17:41. Edmonton won 13-3

Opposition: n/a Has not occurred in Oilers playoff history



EDMONTON OILERS
AFFILIATES



BAKERSFIELD CONDORS Member of the AHL

PHYSICAL ADDRESS:

Bakersfield Condors Professional Hockey 1001 Truxtun Ave.
Bakersfield, California 93301

TEL: 661-324-PUCK (7825) FAX: 661-324-6929

Website: www.bakersfieldcondors.com Twitter: @Condors

Facebook: www.facebook.com/bakersfieldcondors

Instagram: @Condors

YouTube: Condors.TV (www.youtube.com/bakersfieldcondors1)

NHL affiliate: Edmonton Oilers ECHL affiliate: Wichita Thunder

Arena: Rabobank Arena, opened 1998 Capacity: 8,732

Ticket office: (661) 324-7825

President..... Matthew Riley
General Manager, Edmonton Oilers..... Peter Chiarelli
Senior Vice President, Hockey Operations, Edmonton Oilers... Craig MacTavish
Head Coach..... Jay Woodcroft
Assistant Coach..... Jean-Francois Houle
Assistant Coach..... Dave Manson
Video Coordinator..... Sam Kim
Goaltender Development Coach..... Sylvain Rodrigue
Head Equipment Manager..... Al Oman
Assistant Equipment Manager..... Alec James
Head Athletic Trainer..... Chad Drown
Strength and Conditioning Coach..... Patrick Love
Vice President – Communications and Marketing..... Kevin Bartl
Vice President – Ticket Sales..... Justin Fahsbender
Vice President – Member Services..... Jose Rivera
Director – Media Relations and Broadcasting..... Ryan Holt
Director – Business Development..... Chad Howard

Director – Group Sales..... Greg Lowe
Director – Creative Services and Game Operations..... Dominic Mascola
Director – Ticket Sales..... Roger Parsons
Manager – Retail Operations..... Valerie Aparicio
Manager – Community Relations and Fundraising..... Caitlin Henninger
Account Manager..... Chris Herschberger
Account Manager..... Alex Hinerichsen
Account Manager..... Martin Ramirez
Account Manager..... McKaia Tyler
Account Manager..... Russell Weldin
Accountant..... Eloy Rangel
Coordinator – Accounting..... Naomi Dobbs
Coordinator – Ticket Operations..... Nick Finocchiaro
Coordinator – Video..... Isai Ibarra
Coordinator – Creative Services and Game Presentation..... Edward Medellin
Coordinator – Operations..... Taylor Weldin



Jay
Woodcroft
Head Coach



Dave
Manson
Assistant Coach



J.F.
Houle
Assistant Coach

2018-19 BAKERSFIELD CONDORS SCHEDULE

DATE	TIME	OPPONENT	DATE	TIME	OPPONENT	DATE	TIME	OPPONENT
OCTOBER								
Fri, Oct 5	7:00 PM	Stockton	Sat, Dec 15	6:00 PM	at Stockton	Sat, Feb 9	7:00 PM	San Diego
Sat, Oct 6	7:00 PM	San Jose	Wed, Dec 19	7:00 PM	at Stockton	Wed, Feb 13	6:30 PM	Stockton
Wed, Oct 10	7:00 PM	at San Jose	Fri, Dec 21	7:05 PM	at Colorado	Fri, Feb 15	7:00 PM	at Ontario
Sat, Oct 13	7:00 PM	Tucson	Sat, Dec 22	7:05 PM	at Colorado	Sat, Feb 16	7:00 PM	Ontario
Sat, Oct 20	7:30 PM	at San Diego	Thu, Dec 27	7:00 PM	at San Diego	Sat, Feb 23	7:05 PM	at Tucson
Sat, Oct 27	7:00 PM	Stockton	Sat, Dec 29	7:00 PM	San Diego	Mon, Feb 25	7:05 PM	at Tucson
Wed, Oct 31	7:00 PM	at Stockton	Mon, Dec 31	7:00 PM	at Ontario	MARCH		
NOVEMBER			JANUARY			Fri, Mar 1	7:00 PM	Iowa
Sat, Nov 3	7:00 PM	Texas	Wed, Jan 2	6:30 PM	San Diego	Sat, Mar 2	7:00 PM	San Jose
Sun, Nov 4	5:00 PM	San Antonio	Fri, Jan 4	7:00 PM	Colorado	Wed, Mar 6	7:00 PM	at San Jose
Thu, Nov 8	10:30 AM	at Iowa	Sat, Jan 5	7:00 PM	Tucson	Fri, Mar 8	7:00 PM	at Stockton
Sat, Nov 10	7:00 PM	at Iowa	Wed, Jan 9	7:00 PM	at Texas	Sat, Mar 9	6:00 PM	at San Jose
Fri, Nov 16	7:00 PM	at San Diego	Fri, Jan 11	7:05 PM	at Colorado	Wed, Mar 13	6:30 PM	San Diego
Sat, Nov 17	7:00 PM	Colorado	Sat, Jan 12	7:05 PM	at Colorado	Sat, Mar 16	7:00 PM	Ontario
Tue, Nov 20	6:30 PM	Colorado	Wed, Jan 16	6:30 PM	Stockton	Fri, Mar 22	7:00 PM	at Ontario
Fri, Nov 23	7:00 PM	at Ontario	Fri, Jan 18	7:00 PM	Stockton	Wed, Mar 27	6:30 PM	Ontario
Sat, Nov 24	7:00 PM	Tucson	Sat, Jan 19	7:00 PM	at San Diego	Fri, Mar 29	7:00 PM	at San Diego
Thu, Nov 29	10:30 AM	Ontario	Mon, Jan 21	7:00 PM	at San Jose	Sat, Mar 30	7:00 PM	San Jose
DECEMBER			Wed, Jan 23	6:30 PM	Colorado	APRIL		
Sat, Dec 1	7:00 PM	Manitoba	Fri, Jan 25	7:05 PM	at Tucson	Tue, Apr 2	7:00 PM	at Manitoba
Wed, Dec 5	6:30 PM	Manitoba	Sat, Jan 26	3:05 PM	at Tucson	Wed, Apr 3	7:00 PM	at Manitoba
Sat, Dec 8	7:00 PM	San Jose	FEBRUARY			Sat, Apr 6	7:00 PM	at San Antonio
Sun, Dec 9	5:00 PM	at San Jose	Fri, Feb 1	7:00 PM	Iowa	Wed, Apr 10	6:30 PM	Tucson
Fri, Dec 14	7:00 PM	San Diego	Sat, Feb 2	6:00 PM	at Ontario	Sat, Apr 13	7:00 PM	Ontario
			Fri, Feb 8	7:00 PM	San Jose	Sun, Apr 14	5:00 PM	at Stockton



BAKERSFIELD CONDORS 2017-2018 REGULAR SEASON STATS

PLAYER	POS	GP	G	A	PTS	+/-	PIM	PPG	SHG	SH
Josh Currie	C	68	20	26	46	3	52	10	0	146
Ty Rattie	RW	53	21	22	43	-15	24	8	0	157
Joey LaLeggia	LW	68	15	28	43	-6	32	3	0	141
Brad Malone	C	56	13	20	33	-9	49	1	3	100
Patrick Russell	RW	68	14	13	27	-1	48	0	4	125
David Gust	RW	53	13	11	24	-2	12	4	0	116
Zach O'Brien	RW	43	6	17	23	-5	2	2	0	65
Grayson Downing	C	48	4	19	23	-18	18	1	0	84
Ryan Hamilton	LW	41	6	15	21	-11	20	3	0	78
Joe Gambardella	C	50	13	6	19	-1	16	1	0	68
Ethan Bear	D	37	6	12	18	-8	12	0	0	55
Dillon Simpson	D	61	4	14	18	-5	18	0	0	85
Caleb Jones	D	58	2	15	17	-25	43	0	0	73
Kyle Platzer	C	44	8	7	15	-1	12	2	1	73
Braden Christoffer	LW	63	6	9	15	-10	96	0	0	70
Keegan Lowe	D	52	2	12	14	14	65	0	0	60
Iiro Pakarinen	RW	18	9	4	13	3	2	5	0	56
Ryan Mantha	D	41	3	7	10	0	8	0	1	94
Evan Polei	LW	30	4	5	9	-4	58	1	0	28
Mitch Callahan	RW	45	2	7	9	-7	23	0	0	66
Ryan Stanton	D	46	2	6	8	1	44	0	0	48
Tyler Vesel	C	11	3	3	6	1	0	1	0	23
Jesse Puljujarvi	RW	10	1	4	5	-2	4	1	0	31
Ben Betker	D	42	1	4	5	-1	42	0	0	46
Cooper Marody	C	3	1	2	3	0	2	1	0	7
Ty Loney (BAK)	RW	12	1	2	3	3	8	0	0	16
(SYR)		8	0	0	0	0	2	0	0	4
(TOT)		20	1	2	3	4	10	0	0	20
Tyler Benson	LW	5	0	3	3	-1	0	0	0	10
Logan Day	D	10	2	0	2	-1	4	0	0	18
Chad Butcher	C	7	1	1	2	0	2	0	0	5
Dmitri Samorukov	D	5	0	2	2	2	2	0	0	3
Colin Larkin	F	16	0	2	2	0	4	0	0	15
Brian Ferlin	RW	7	1	0	1	-3	6	0	0	8
Ostap Safin	RW	9	1	0	1	-1	2	0	0	9
Jamie Doornbosch	D	2	0	1	1	2	0	0	0	0
X Mark Fayne	D	6	0	1	1	0	4	0	0	7
Nick Ellis	G	22	0	1	1	0	6	0	0	0
X Greg Chase	LW	1	0	0	0	0	4	0	0	1
Nick Riopel (BAK)	G	0	0	0	0	0	0	0	0	0
(SYR)		1	0	0	0	0	0	0	0	0
(TOT)		1	0	0	0	0	0	0	0	0
Anton Slepyshev	LW	1	0	0	0	1	2	0	0	6
Samuel Thibault	D	2	0	0	0	0	0	0	0	0
Shane Starrett	G	3	0	0	0	0	0	0	0	0
X Ziyat Paigin	D	7	0	0	0	-2	4	0	0	4
X Eddie Pasquale	G	16	0	0	0	0	0	0	0	0
Eric Gryba	D	24	0	0	0	-9	27	0	0	30
Laurent Brossoit	G	29	0	0	0	0	0	0	0	0

GOALTENDER	GP	MIN	GA	SO	GAA	W	L	OT	SVS	SA	SAV%	SOA	SOGA	SO%
Laurent Brossoit	29	1767:58	79	0	2.68	15	10	4	820	899	0.912	9	3	0.667
Nick Ellis	22	1252:50	67	1	3.21	9	10	2	590	657	0.898	2	0	1
Nick Riopel (BAK)	0	0	0	0	0.00	0	0	0	0	0	0	0	0	0
(SYR)	1	18:42	0	0	0.00	0	0	0	2	2	1	0	0	0
(TOT)	1	18:42	0	0	0.00	0	0	0	2	2	1	0	0	0
Shane Starrett	3	145:32	9	0	3.71	1	2	0	77	86	0.895	0	0	0
X Eddie Pasquale	16	947:03	41	1	2.60	6	5	4	414	455	0.91	2	0	1



WICHITA THUNDER Member of the ECHL

PHYSICAL ADDRESS:

Wichita Thunder, 505 W. Maple Street, suite 100
Wichita, KS 67213

TEL: 316-264-4625 FAX: 316-264-3037

Website: www.wichitathunder.com Twitter: @Wichita_Thunder

Facebook: www.facebook.com/wichitathunder1/

YouTube: www.youtube.com/user/TheWichitaThunder

NHL affiliate: Edmonton Oilers AHL affiliate: Bakersfield Condors

Arena: INTRUST Bank Arena, opened 2010 Capacity: 13,000

Ticket office: (855)755-SEAT

General Manager.....	Joel T. Lomurno
VP of Sales.....	Matt Brokaw
Head coach.....	Malcolm Cameron
Director of Communications.....	Jason Mals
VP of Ticket Sales.....	Anthony Bengé
Director of Community Relations and Game Operations.....	Thomas Janz
Community Relations Manager.....	Jessica Rhodes
Graphic Designer.....	Luke Weber
Account Specialist.....	Zac Necci
Account Specialist.....	Luke Schuckman
Account Specialist.....	Steve Morrison
Account Specialist.....	Colby Gaugler
Account Specialist.....	Miles Diede
Athletic Trainer.....	Josh Elmer
Head Equipment Manager.....	Frank Jury



Joel T. Lomurno
General Manager



Malcolm Cameron
Head Coach

WICHITA THUNDER SCHEDULE

DATE	OPPONENT	TIME	DATE	OPPONENT	TIME	DATE	OPPONENT	TIME
OCTOBER								
Oct. 12	Idaho	7:05	Dec. 14	at Fort Wayne	8:00	Feb. 12	Tulsa	7:05
Oct. 13	Allen	7:05	Dec. 15	at Cincinnati	7:35	Feb. 15	at Tulsa	7:05
Oct. 19	Allen	7:05	Dec. 16	at Kalamazoo	3:00	Feb. 16	Indy	7:05
Oct. 20	at Allen	7:05	Dec. 18	Kansas City	7:05	Feb. 17	Indy	4:05
Oct. 27	at Tulsa	7:05	Dec. 21	at Rapid City	7:05	Feb. 19	at Indy	10:30 am
NOVEMBER			Dec. 22	at Rapid City	7:05	Feb. 20	at Fort Wayne	7:30
Nov. 2	at Kansas City	7:05	Dec. 27	at Tulsa	7:05	Feb. 22	at Fort Wayne	8:00
Nov. 4	Utah	4:05	Dec. 29	Kansas City	7:05	Feb. 23	at Indy	7:35
Nov. 7	Utah	10:30 am	Dec. 30	Tulsa	4:05	MARCH		
Nov. 9	Utah	7:05	Dec. 31	at Kansas City	7:05	Mar. 1	Rapid City	7:05
Nov. 11	Allen	4:05	JANUARY			Mar. 6	at Idaho	7:10
Nov. 13	at Kansas City	10:35 am	Jan. 2	at Utah	7:05	Mar. 8	at Idaho	7:10
Nov. 16	Kansas City	7:05	Jan. 4	at Utah	7:05	Mar. 9	at Idaho	7:10
Nov. 17	Kansas City	7:05	Jan. 5	at Utah	7:05	Mar. 15	at Kansas City	7:05
Nov. 20	at Tulsa	7:05	Jan. 11	at Allen	7:05	Mar. 17	at Allen	4:05
Nov. 21	Tulsa	7:05	Jan. 12	Allen	7:05	Mar. 23	Tulsa	7:05
Nov. 23	at Kansas City	7:05	Jan. 13	Allen	4:05	Mar. 24	Tulsa	4:05
Nov. 24	at Tulsa	7:05	Jan. 18	Kansas City	7:05	Mar. 27	Utah	7:05
Nov. 27	Kansas City	7:05	Jan. 19	at Kansas City	7:05	Mar. 29	Tulsa	7:05
Nov. 30	at Allen	7:05	Jan. 26	Idaho	7:05	Mar. 30	at Allen	7:05
DECEMBER			Jan. 27	Idaho	4:05	APRIL		
Dec. 1	at Allen	7:05	FEBRUARY			Apr. 3	Kalamazoo	7:05
Dec. 4	at Tulsa	7:05	Feb. 1	Utah	7:05	Apr. 5	Allen	7:05
Dec. 7	Rapid City	7:05	Feb. 2	Utah	7:05	Apr. 6	Allen	7:05
Dec. 8	Rapid City	7:05	Feb. 5	Allen	7:05	Apr. 7	at Tulsa	4:05
Dec. 9	Rapid City	4:05	Feb. 8	at Rapid City	7:05			
			Feb. 9	at Rapid City	7:05			



WICHITA THUNDER 2017-2018 REGULAR SEASON STATS

PLAYER	POS	GP	G	A	PTS	+/-	PIM	PPG	SHG	SH	GP	G	A	PTS	+/-	PIM	PPG	SHG	SH
Ralph Cuddeiri (WICH)	F	59	33	31	64	8	24	5	1	261	6	1	3	4	2	2	0	0	26
(FTW)		10	2	4	6	-2	2	0	0	34	-	-	-	-	-	-	-	-	-
(TOT)		69	33	31	64	8	24	5	1	295	-	-	-	-	-	-	-	-	-
Mark MacMillan	F	65	21	32	53	1	52	5	1	161	6	3	2	5	3	0	1	1	11
Brayden Low (WICH)	F	11	1	2	3	0	2	1	0	8	4	1	1	2	0	0	0	0	9
(QC)		58	17	22	39	-32	29	4	2	127	-	-	-	-	-	-	-	-	-
(TOT)		69	18	24	42	-32	31	5	2	135	-	-	-	-	-	-	-	-	-
Kevin Dufour (WICH)	F	43	15	15	30	3	21	1	0	94	3	0	0	0	-2	4	0	0	2
(BRA)		26	4	6	10	-10	2	2	0	56	-	-	-	-	-	-	-	-	-
(TOT)		69	19	21	40	-7	23	3	0	150	-	-	-	-	-	-	-	-	-
Jeremy Beaudry	D	69	13	24	37	-6	49	6	0	136	6	1	3	4	-1	8	1	0	11
Lane Bauer	F	63	9	28	37	-5	26	1	0	98	6	1	3	4	-1	4	0	0	7
Travis Brown	D	67	10	26	36	7	43	3	2	173	6	2	1	3	0	14	0	0	9
Chad Butcher	F	56	10	25	35	-2	48	1	0	86	5	1	1	2	1	2	0	0	5
Dyson Stevenson	F	64	14	16	30	-3	188	3	2	100	6	2	4	6	0	16	0	0	8
Travis Ewanyk	F	60	13	16	29	-18	89	0	0	173	2	0	0	0	-3	0	0	0	2
Jon Puskas (WICH)	F	23	3	3	6	-1	32	0	0	51	-	-	-	-	-	-	-	-	-
(UTAH)		26	12	6	18	-6	39	4	9	78	-	-	-	-	-	-	-	-	-
(TOT)		49	15	9	24	-7	71	4	0	129	-	-	-	-	-	-	-	-	-
Kyle Platzer	F	20	8	14	22	1	6	1	1	71	-	-	-	-	-	-	-	-	-
Marc-Olivier Crevier-Morin	D	68	2	17	19	-1	70	0	0	54	6	0	2	2	4	4	0	0	3
Guillaume Lepine	D	65	5	13	18	-5	92	0	0	86	6	0	1	1	1	2	0	0	2
Evan Polei	F	32	8	9	17	6	79	1	0	69	5	3	1	4	1	14	1	0	15
Greg Chase	F	17	7	10	17	1	10	2	0	51	-	-	-	-	-	-	-	-	-
Nolan Descoteaux (WICH)	D	9	0	1	1	2	8	0	0	12	-	-	-	-	-	-	-	-	-
(IND)		43	1	15	16	-9	33	0	0	96	-	-	-	-	-	-	-	-	-
(WHE)		6	0	0	0	0	8	0	0	6	-	-	-	-	-	-	-	-	-
(TOT)		58	1	16	17	-7	49	0	0	114	-	-	-	-	-	-	-	-	-
Ryan Van Stralen	F	16	8	7	15	9	18	1	0	50	6	3	0	3	-2	2	0	0	11
Nick Latta	F	29	8	6	14	-5	13	2	1	63	-	-	-	-	-	-	-	-	-
Etienne Boutet	D	68	3	11	14	4	57	0	0	80	6	1	2	3	-1	8	0	0	4
Matt DeBlouw	F	20	7	6	13	3	12	0	0	39	-	-	-	-	-	-	-	-	-
Zach O'Brien	F	12	5	7	12	10	0	0	0	40	-	-	-	-	-	-	-	-	-
Istvan Soiron	F	25	4	8	12	-6	25	1	0	40	-	-	-	-	-	-	-	-	-
Samuel Thibault	D	43	0	9	9	10	29	0	0	41	4	0	2	2	0	0	0	0	3
Jamie Doornbosch	D	17	1	7	8	3	12	0	0	25	-	-	-	-	-	-	-	-	-
Johnny Daniels (WICH)	F	17	4	2	6	3	4	0	0	17	-	-	-	-	-	-	-	-	-
(WHE)		7	0	1	1	-2	0	0	0	13	-	-	-	-	-	-	-	-	-
(TOT)		24	4	3	7	1	4	0	0	30	-	-	-	-	-	-	-	-	-
Steven Jacobellis	F	16	3	4	7	4	6	0	0	24	5	0	2	2	-1	7	0	0	4
Kevin Patterson	D	19	1	6	7	3	11	0	0	26	2	0	0	0	0	0	0	0	1
Nick Bligh	F	11	1	5	6	0	0	0	0	32	-	-	-	-	-	-	-	-	-
Shaquille Merasty	F	20	3	2	5	-5	27	0	0	38	-	-	-	-	-	-	-	-	-
Louick Marcotte	F	9	1	4	5	-3	8	1	0	11	-	-	-	-	-	-	-	-	-
Colin Martin (WICH)	F	12	1	0	1	-3	2	0	0	15	-	-	-	-	-	-	-	-	-
(TOT)		1	1	0	1	0	0	0	0	1	-	-	-	-	-	-	-	-	-
(BRA)		8	0	2	2	-1	4	0	0	8	-	-	-	-	-	-	-	-	-
(TOT)		21	2	2	4	-4	6	0	0	24	-	-	-	-	-	-	-	-	-
Guillaume Asselin	F	3	0	3	3	3	0	0	0	0	-	-	-	-	-	-	-	-	-
Nick Riopel (WICH)	G	19	0	0	0	0	2	0	0	0	-	-	-	-	-	-	-	-	-
(ADI)		19	0	2	2	0	2	0	0	0	-	-	-	-	-	-	-	-	-
(TOT)		38	0	2	2	0	2	0	0	0	-	-	-	-	-	-	-	-	-
Tyler Vankleef	F	4	1	0	1	-1	0	0	0	4	-	-	-	-	-	-	-	-	-
Samuel Labrecque	D	2	0	1	1	2	0	0	0	2	-	-	-	-	-	-	-	-	-
Dana Tyrell	F	4	0	1	1	1	11	0	0	9	-	-	-	-	-	-	-	-	-
Shane Starrett	G	38	0	1	1	0	0	0	0	0	6	0	0	0	0	0	0	0	0
Grayson Pawlenchuk	F	1	0	0	0	-1	0	0	0	1	2	0	1	1	1	0	0	0	0
Dylan Wells	G	1	0	0	0	0	0	0	0	0	-	-	-	-	-	-	-	-	-
Nick Ellis	G	2	0	0	0	0	0	0	0	0	-	-	-	-	-	-	-	-	-
Shane Owen	G	2	0	0	0	0	0	0	0	0	-	-	-	-	-	-	-	-	-
Jake Trask	F	2	0	0	0	1	2	0	0	2	-	-	-	-	-	-	-	-	-
Mitch Maloney	F	5	0	0	0	1	0	0	0	3	1	0	0	0	-2	0	0	0	0
Cory Melkert	D	5	0	0	0	0	5	0	0	1	-	-	-	-	-	-	-	-	-
Joel Rumpel	G	20	0	0	0	0	0	0	0	0	-	-	-	-	-	-	-	-	-
Cam Reid	F	-	-	-	-	-	-	-	-	-	3	0	1	1	1	0	0	0	4

GOALTENDER	GP	MIN	GA	SO	GAA	W	L	OTL	SOL	SA	SV%	GP	MIN	GA	SO	GAA	W	L	OTL	SA	SV%
Shane Starrett	38	2016	101	1	3.01	17	14	3	0	1152	0.912	6	364	17	1	2.80	2	3	1	201	0.915
Nick Riopel (WICH)	19	1026	50	0	2.92	6	4	3	2	538	0.907	-	-	-	-	-	-	-	-	-	-
(ADI)	19	1044	57	1	3.28	9	9	1	0	553	0.897	-	-	-	-	-	-	-	-	-	-
(TOT)	38	2070	107	1	3.10	15	13	4	2	1091	0.902	-	-	-	-	-	-	-	-	-	-
Joel Rumpel	20	1086	57	0	3.15	11	8	0	0	595	0.904	-	-	-	-	-	-	-	-	-	-
Nick Ellis	2	87	4	0	2.75	0	1	0	0	53	0.925	-	-	-	-	-	-	-	-	-	-
Shane Owen	2	101	7	0	4.16	0	2	0	0	62	0.887	-	-	-	-	-	-	-	-	-	-
Dylan Wells	1	11	3	0	16.39	0	1	0	0	7	0.571	-	-	-	-	-	-	-	-	-	-



2017-18 AMERICAN HOCKEY LEAGUE FINAL STANDINGS

Atlantic Division	GP	W	L	OTL	SOL	PTS	PCT	GF	GA
y - Lehigh Valley Phantoms	76	47	19	5	5	104	0.684	260	218
x - Wilkes-Barre/Scranton Penguins	76	45	22	6	3	99	0.651	252	223
x - Charlotte Checkers	76	46	26	1	3	96	0.632	262	212
x - Providence Bruins	76	45	26	3	2	95	0.625	231	187
Bridgeport Sound Tigers	76	36	32	5	3	80	0.526	206	214
Hartford Wolf Pack	76	34	33	6	3	77	0.507	208	252
Springfield Thunderbirds	76	32	37	5	2	71	0.467	210	233
Hershey Bears	76	30	37	4	5	69	0.454	201	249
North Division	GP	W	L	OTL	SOL	PTS	PCT	GF	GA
y - Toronto Marlies	76	54	18	2	2	112	0.737	254	170
x - Syracuse Crunch	76	46	22	3	5	100	0.658	234	189
x - Rochester Americans	76	37	22	11	6	91	0.599	234	221
x - Utica Comets	76	38	26	8	4	88	0.579	211	216
Binghamton Devils	76	25	38	9	4	63	0.414	193	247
Belleville Senators	76	29	42	2	3	63	0.414	194	266
Laval Rocket	76	24	42	7	3	58	0.382	206	281
Central Division	GP	W	L	OTL	SOL	PTS	PCT	GF	GA
y - Chicago Wolves	76	42	23	7	4	95	0.625	244	208
x - Grand Rapids Griffins	76	42	25	2	7	93	0.612	237	210
x - Manitoba Moose	76	42	26	4	4	92	0.605	253	198
x - Rockford IceHogs	76	40	28	4	4	88	0.579	239	234
Iowa Wild	76	33	27	10	6	82	0.539	232	246
Milwaukee Admirals	76	38	32	4	2	82	0.539	216	235
Cleveland Monsters	76	25	41	7	3	60	0.395	190	258
Pacific Division	GP	W	L	OTL	SOL	PTS	PCT	GF	GA
y - Tucson Roadrunners	68	42	20	5	1	90	0.662	214	173
x - Texas Stars	76	38	24	8	6	90	0.592	223	231
x - Ontario Reign	68	36	25	4	3	79	0.581	200	194
x - San Jose Barracuda	68	34	26	4	4	76	0.559	186	198
San Diego Gulls	68	36	28	3	1	76	0.559	202	197
Stockton Heat	68	34	28	2	4	74	0.544	211	204
Bakersfield Condors	68	31	27	9	1	72	0.529	188	206
San Antonio Rampage	76	35	31	10	0	80	0.526	198	219

2018 CALDER CUP PLAYOFFS

ROUND 1	<p>Lehigh Valley (3) vs Providence (1) Lehigh Valley wins series 3 - 1</p> <p>Toronto (3) vs Utica (2) Toronto wins series 3 - 2</p> <p>Chicago (0) vs Rockford (3) Rockford wins series 3 - 0</p> <p>Tucson (3) vs San Jose (1) Tucson wins series 3 - 1</p>	<p>Wilkes-Barre/Scranton (0) vs Charlotte (3) Charlotte wins series 3 - 0</p> <p>Syracuse (3) vs Rochester (0) Syracuse wins series 3 - 0</p> <p>Grand Rapids (2) vs Manitoba (3) Manitoba wins series 3 - 2</p> <p>Texas (3) vs Ontario (1) Texas wins series 3 - 1</p>
ROUND 2	<p>Lehigh Valley (4) vs Charlotte (1) Lehigh Valley wins series 4 - 1</p> <p>Manitoba (0) vs Rockford (4) Rockford wins series 4 - 0</p>	<p>Toronto (4) vs Syracuse (0) Toronto wins series 4 - 0</p> <p>Tucson (1) vs Texas (4) Texas wins series 4 - 1</p>
ROUND 3	<p>Toronto (4) vs Lehigh Valley (0) Toronto wins series 4 - 0</p>	<p>Texas (4) vs Rockford (2) Texas wins series 4 - 2</p>
ROUND 4	<p>Toronto (4) vs Texas (3) Toronto wins series 4 - 3</p>	



2017-18 EAST COAST HOCKEY LEAGUE FINAL STANDINGS

North	GP	W	L	OTL	SOL	PTS	PCT	GF	GA
xy - Adirondack Thunder	72	41	24	3	4	89	0.618	233	221
x - Manchester Monarchs	72	41	25	3	3	88	0.611	257	214
x - Reading Royals	72	39	24	9	0	87	0.604	232	199
x - Worcester Railers	72	37	27	4	4	82	0.569	194	193
Wheeling Nailers	72	35	28	8	1	79	0.549	248	245
Brampton Beast	72	28	34	6	4	66	0.458	210	245
South	GP	W	L	OTL	SOL	PTS	PCT	GF	GA
xyz - Florida Everblades	72	53	13	2	4	112	0.778	261	171
x - South Carolina Stingrays	72	48	16	7	1	104	0.722	214	153
x - Orlando Solar Bears	72	33	30	6	3	75	0.521	212	228
x - Atlanta Gladiators	72	32	35	2	3	69	0.479	205	229
Jacksonville Icemen	72	26	39	4	3	59	0.41	203	246
Norfolk Admirals	72	26	39	6	1	59	0.41	211	269
Greenville Swamp Rabbits	72	24	40	7	1	56	0.389	202	284
Central	GP	W	L	OTL	SOL	PTS	PCT	GF	GA
xy - Toledo Walleye	72	50	17	3	2	105	0.729	242	170
x - Fort Wayne Komets	72	46	20	5	1	98	0.681	290	216
x - Cincinnati Cyclones	72	39	30	3	0	81	0.563	226	220
x - Indy Fuel	72	36	30	5	1	78	0.542	242	248
Kalamazoo Wings	72	34	31	4	3	75	0.521	251	251
Kansas City Mavericks	72	34	32	4	2	74	0.514	204	223
Quad City Mallards	72	25	42	4	1	55	0.382	196	295
Mountain	GP	W	L	OTL	SOL	PTS	PCT	GF	GA
xy - Colorado Eagles	72	48	18	4	2	102	0.708	265	214
x - Idaho Steelheads	72	44	20	5	3	96	0.667	244	188
x - Allen Americans	72	35	29	6	2	78	0.542	235	232
x - Wichita Thunder	72	34	30	6	2	76	0.528	222	235
Tulsa Oilers	72	31	29	3	9	74	0.514	214	233
Utah Grizzlies	72	28	29	9	6	71	0.493	230	256
Rapid City Rush	72	25	41	3	3	56	0.389	203	268

2018 KELLY CUP PLAYOFFS

ROUND 1

Adirondack vs. Worcester Railers
Adirondack wins series 4-2

Toledo Walleye vs. Indy Fuel
Toledo wins series 4-0

Manchester Monarchs vs. Reading Royals
Manchester wins series 4-0

Fort Wayne Komets vs. Cincinnati Cyclones
Fort Wayne wins series 4-1

Florida Everblades vs. Atlanta Gladiators
Florida wins series 4-0

Colorado Eagles vs. Wichita Thunder
Colorado wins series 4-2

South Carolina Stingrays vs. Orlando Solar Bears
Orlando wins series 4-0

Idaho Steelheads vs. Allen Americans
Idaho wins series 4-3

ROUND 2

Adirondack Thunder vs. Manchester Monarchs
Adirondack wins series 4-2

Toledo Walleye vs. Fort Wayne Komets
Fort Wayne wins series 4-2

Florida Everblades vs. Orlando Solar Bears
Florida wins series 4-1

Colorado Eagles vs. Idaho Steelheads
Colorado wins series 4-0

ROUND 3

Adirondack Thunder vs. Florida Everblades
Florida wins series 4-1

Fort Wayne Komets vs. Colorado Eagles
Colorado wins series 4-3

ROUND 4

Florida Everblades vs. Colorado Eagles
Colorado wins series 4-3



EDMONTON OILERS YEARLY AFFILIATES

SEASON	TEAM	LEAGUE	GENERAL MANAGER	HEAD COACH
1979-80	Houston Apollos	CHL	Al Rollins	Al Rollins
1980-81	Wichita Wind	CHL	Larry Gordon	Ace Bailey
1981-82	Wichita Wind	CHL	Larry Gordon	John Muckler
1982-83	Moncton Alpines	AHL	Doug Messier	Doug Messier
1983-84	Moncton Alpines	AHL	Doug Messier	Doug Messier
1984-85	Nova Scotia Oilers	AHL	Larry Kish	Larry Kish
1985-86	Nova Scotia Oilers	AHL	Larry Kish	Larry Kish
1986-87	Nova Scotia Oilers	AHL	Larry Kish	Larry Kish
1987-88	Nova Scotia Oilers	AHL	Dave Andrews	Ron Low
1988-89	Cape Breton Oilers	AHL	Dave Andrews	Ron Low
1989-90	Cape Breton Oilers	AHL	Dave Andrews	Don MacAdam
1990-91	Cape Breton Oilers	AHL	Dave Andrews	Don MacAdam
1991-92	Cape Breton Oilers	AHL	Dave Andrews	Don MacAdam
1992-93*	Cape Breton Oilers	AHL	Dave Andrews	George Burnett
1993-94	Cape Breton Oilers	AHL	Dave Andrews	George Burnett
1994-95	Cape Breton Oilers	AHL	Scott Howson	Peter Mahovlich
1995-96	Cape Breton Oilers	AHL	Scott Howson	Lorne Molleken
1996-97	Hamilton Bulldogs	AHL	Scott Howson	Lorne Molleken
1997-98	Hamilton Bulldogs	AHL	Scott Howson	Lorne Molleken
1998-99	Hamilton Bulldogs	AHL	Scott Howson	Walt Kyle
1999-00	Hamilton Bulldogs	AHL	Scott Howson	Walt Kyle
2000-01	Hamilton Bulldogs	AHL	Scott Howson	Claude Julien
2001-02	Hamilton Bulldogs	AHL	Scott Howson	Claude Julien
2002-03	Hamilton Bulldogs	AHL	Scott Howson	Claude Julien/ Geoff Ward
2003-04	Toronto Roadrunners	AHL	Scott Howson	Geoff Ward
2004-05	Edmonton Road Runners	AHL	Scott Howson	Geoff Ward
2005-06	Hamilton Bulldogs+	AHL	Andre Savard	Don Lever
	Iowa Stars#	AHL	Scott White	Dave Allison
2006-07	Grand Rapids Griffins^	AHL	Bob McNamara	Greg Ireland
	Hamilton Bulldogs*+	AHL	Brian Lewis	Don Lever
	Iowa Stars#	AHL	Scott White	Dave Allison
	Milwaukee Admirals%	AHL	Jon Greenberg	Claude Noel
	Wilkes-Barre/ Scranton Penguins&	AHL	Ray Shero	Todd Richards
2007-08	Springfield Falcons	AHL	Bruce Landon	Kelly Buchberger
2008-09	Springfield Falcons	AHL	Bruce Landon	Jeff Truitt / Rob Daum
2009-10	Springfield Falcons	AHL	Bruce Landon	Rob Daum
2010-11	Oklahoma City Barons	AHL	Bill Scott	Todd Nelson
2011-12	Oklahoma City Barons	AHL	Bill Scott	Todd Nelson
2012-13	Oklahoma City Barons	AHL	Bill Scott	Todd Nelson
2013-14	Oklahoma City Barons	AHL	Bill Scott	Todd Nelson
2014-15	Oklahoma City Barons	AHL	Bill Scott	Todd Nelson/Gerry Fleming
2015-16	Bakersfield Condors	AHL	Bill Scott	Gerry Fleming
2016-17	Bakersfield Condors	AHL	Bill Scott	Gerry Fleming
2017-18	Bakersfield Condors	AHL	Bill Scott	Gerry Fleming

* AHL Calder Cup Champions

+ Shared affiliation with Montreal Canadiens

Shared affiliation with Dallas Stars

^ Shared affiliation with Detroit Red Wings

% Shared affiliation with Nashville

& Shared affiliation with Pittsburgh

CHL – Central Hockey League

AHL - American Hockey League



EDMONTON OILERS AFFILIATES YEARLY RECORDS

SEASON	TEAM	GP	W	L	T	OTL	GF	GA	PTS	PCT.	RANK
1979-80	Houston	80	32	38	10	-	300	319	74	0.463	6th
1980-81	Wichita	80	32	45	3	-	307	345	67	0.419	6th
1981-82	Wichita	80	44	33	3	-	343	289	91	0.569	1st - Southern Div.
1982-83	Moncton	80	34	39	7	-	304	315	75	0.469	5th - Northern Div.
1983-84	Moncton	80	32	40	8	-	251	278	72	0.450	5th - Northern Div.
1984-85	Nova Scotia	80	36	37	7	-	292	295	79	0.494	4th - Northern Div.
1985-86	Nova Scotia	80	29	43	8	-	314	353	66	0.413	6th - Northern Div.
1986-87	Nova Scotia	80	38	39	3^	-	318	315	79	0.494	4th - Northern Div.
1987-88	Nova Scotia	80	35	36 (2)	9	-	323	343	81	0.506	4th - Northern Div.
1988-89	Cape Breton	80	27	47	6	-	308	388	60	0.375	7th - Northern Div.
1989-90	Cape Breton	80	39	34	7	-	317	306	85	0.531	2nd - Northern Div.
1990-91	Cape Breton	80	41	31	8	-	306	301	90	0.563	2nd - Northern Div.
1991-92	Cape Breton	80	36	34	10	-	336	330	82	0.513	3rd - Atlantic Div.
1992-93*	Cape Breton	80	36	32	12	-	356	336	84	0.525	3rd - Atlantic Div.
1993-94	Cape Breton	80	32	35	13	-	316	339	77	0.481	4th - Atlantic Div.
1994-95	Cape Breton	80	27	44	9	-	298	342	63	0.394	5th - Atlantic Div.
1995-96	Cape Breton	80	33	44 (4)	3	-	290	323	73	0.431	5th - Atlantic Div.
1996-97	Hamilton	80	28	39 (40)	9	-	220	276	69	0.406	3rd - Canadian Div.
1997-98	Hamilton	80	36	22 (5)	17	-	264	242	94	0.588	2nd - Empire Div.
1998-99	Hamilton	80	40	29 (4)	7	-	229	206	91	0.569	3rd - Empire Div.
1999-00	Hamilton	80	27	34 (6)	13	-	225	262	73	0.456	3rd - Empire Div.
2000-01	Hamilton	80	28	41 (5)	6	-	227	281	67	0.419	4th - Canadian Div.
2001-02	Hamilton	80	37	30 (3)	10	-	247	206	87	0.544	2nd - Canadian Div.
2002-03	Hamilton	80	49	19	8	4	279	191	110	0.688	1st - Canadian Div.
2003-04	Toronto	80	35	34	8	3	219	224	81	0.505	5th - North Div.
2004-05	Edmonton	80	32	33	4	11	201	223	79	0.494	6th - North Div.
2005-06	Hamilton+	80	35	41	0	4	225	251	74	0.463	6th - North Div.
	Iowa#	31	1	31	1	7	238	228	90	0.563	4th - West Div.
2006-07	Grand Rapids^	80	37	32	-	11	226	244	85	0.531	4th - North Div.
	Hamilton*+	28	9	28	-	9	243	208	95	0.594	3rd - North Div.
	Iowa#	34	4	34	-	4	221	231	88	0.550	4th - West Div.
	Milwaukee%	25	14	25	-	14	227	230	96	0.600	3rd - West Div.
	Wilkes-Barre&	23	6	23	-	6	276	221	108	0.675	2nd - East Div.
2007-08	Springfield	80	35	35	-	10	214	257	80	0.500	5th - Atlantic Div.
2008-09	Springfield	80	24	44	-	12	188	258	60	0.375	7th - Atlantic Div.
2009-10	Springfield	80	25	39	-	16	207	296	66	0.413	8th - Atlantic Div.
2010-11	Oklahoma	80	40	29	-	11	245	234	91	0.569	5th - Western Div.
2011-12	Oklahoma	76	45	22	-	9	213	176	99	0.651	1st - Western Div.
2012-13	Oklahoma	76	40	34	0	2	240	228	91	0.599	3rd - South Div.
2013-14	Oklahoma	76	36	29	-	11	239	256	83	0.546	3rd - West Div.
2014-15	Oklahoma	76	41	27	5	3	224	212	90	0.559	3rd - West Div.
2015-16	Bakersfield	68	31	28	-	7	212	222	71	0.522	5th - Pacific Div.
2016-17	Bakersfield	68	33	29	-	6	200	188	72	0.529	5th - Pacific Div.
2017-18	Bakersfield	68	31	27	-	10	188	206	72	0.529	7th - Pacific Div.

* AHL Calder Cup Champions

+ Shared affiliation with Montreal Canadiens

Shared affiliation with Dallas Stars

^ Shared affiliation with Detroit Red Wings

% - Shared affiliation with Nashville Predators

& - Shared affiliation with Pittsburgh Penguins

@ - Shootout losses worth one point

() - Number of overtime losses worth one point

CHL – Central Hockey League

AHL - American Hockey League



EDMONTON OILERS AFFILIATES YEARLY SCORING LEADERS

SEASON	PLAYER	TEAM	GP	G	A	PTS	PIM
1979-80	Mike Toal	Houston	76	31	45	76	47
1980-81	Tom Roulston	Wichita	69	63	44	107	93
1981-82	Walt Poddubny	Wichita	60	35	46	81	79
1982-83	Ray Cote	Moncton	80	28	63	91	35
1983-84	Ray Cote	Moncton	66	26	36	62	99
1984-85	Ray Cote	Nova Scotia	79	36	43	79	63
1985-86	Mike Rogers	Nova Scotia	53	24	43	67	44
1986-87	Bruce Boudreau	Nova Scotia	78	35	47	82	40
1987-88	Mark Lamb	Nova Scotia	69	27	61	88	45
1988-89	Mark Lamb	Cape Breton	54	33	49	82	29
1989-90	John LeBlanc	Cape Breton	77	54	34	88	50
1990-91	Shaun Van Allen	Cape Breton	76	25	75	100	182
1991-92	Shaun Van Allen	Cape Breton	77	29	84	113	80
1992-93	Dan Currie	Cape Breton	75	57	41	98	73
1993-94	Peter White	Cape Breton	45	21	49	70	12
1994-95	Peter White	Cape Breton	65	36	69	105	30
1995-96	Rem Murray	Cape Breton	79	31	59	90	40
1996-97	Ralph Intranuovo	Hamilton	68	36	40	76	88
1997-98	Jeff Daw	Hamilton	79	28	35	63	20
1998-99	Chris Ferraro	Hamilton	72	35	41	76	104
1999-00	Daniel Cleary	Hamilton	58	22	52	74	108
2000-01	Paul Healey	Hamilton	79	39	32	71	34
2001-02	Jason Chimera	Hamilton	77	26	51	77	158
2002-03	Jarret Stoll	Hamilton	76	21	33	54	86
2003-04	Jamie Wright	Toronto	78	25	30	55	101
2004-05	Tony Salmelainen	Edmonton	76	22	24	46	26
	Raffi Torres	Edmonton	67	21	25	46	165
2005-06	Marc-Antoine Pouliot	Hamilton+	65	15	31	46	63
	Toby Petersen	Iowa#	79	26	47	73	48
2006-07	Kyle Brodziak	Wilkes-Barre/Scranton&	62	24	32	56	44
	Danny Syret	Grand Rapids^	57	4	16	20	16
	Mathieu Roy	Hamilton+	31	6	12	18	40
2007-08	Rob Schremp	Springfield	78	23	53	76	64
2008-09	Ryan Potulny	Springfield	69	37	23	60	44
2009-10	Charles Linglet	Springfield	75	19	55	74	36
2010-11	Alexandre Giroux	Oklahoma	70	32	46	78	63
2011-12	Ryan Keller	Oklahoma	71	21	28	49	38
2012-13	Mark Arcobello	Oklahoma	74	22	46	68	48
2013-14	Roman Horak	Oklahoma	66	23	32	55	22
2014-15	Andrew Miller	Oklahoma	63	27	33	60	16
2015-16	Matthew Ford	Bakersfield	64	27	24	51	60
2016-18	Anton Lander	Bakersfield	42	25	30	55	14
2017-18	Josh Currie	Bakersfield	68	20	26	46	52

+ Shared affiliation with Montreal Canadiens

Shared affiliation with Dallas Stars

^ Shared affiliation with Detroit Red Wings

& Shared affiliation with Pittsburgh



MEDIA INFORMATION



OILERS MEDIA WALL OF HONOUR

On April 9, 2017, the Edmonton Oilers unveiled a Media Wall of Honour at the entrance of the Oilers press box. It pays tribute to 18 retired and honoured members of the Edmonton hockey media.

Ernie Afaganis (CBC)

Ken Brown (Edmonton Oilers)

Bruce Buchanan (ITV)

Dick Chubey (Edmonton Sun)

Cam Cole (Edmonton Journal)

Guy Cormier (Radio Canada)

Tiger Goldstick (CFRN Television)

Bryan Hall (CHED/CJCA Radio)

Terry Jones (Edmonton Sun)

Jim Matheson (Edmonton Journal)

Al McCann (CFRN Television)

Lisa Miller (CFRN Television)

Wes Montgomery (CHED/ CFCW Radio)

Wayne Overland (Edmonton Journal)

Rod Phillips (Edmonton Oilers)

Morley Scott (Edmonton Oilers)

John Short (Edmonton Journal/ CFRN Radio)

Tim Spelliscy (ITV)



FOR YOUR INFORMATION

ACCREDITATION

All media and photographers' passes issued by the Edmonton Oilers are valid only for the date(s) noted and are non-transferable. Passes may not be used to gain access to Rogers Place or practice facilities for the purpose of obtaining autographs or memorabilia from members of the Edmonton Oilers Hockey Club. The Edmonton Oilers reserve the right to revoke passes at any time. **ALL PASSES MUST BE VISIBLE AT ALL TIMES.**

The Press Box at Rogers Place is divided into two working areas. On the lower level, you will find the general media area for all newspaper reporters and electronic journalists not involved in play-by-play. Most seats are specifically allocated with appropriate signage, but if there is any confusion, please direct any queries to the Edmonton Oilers communications staff. The upper level of the Press Box is divided into ten separate booths, in which you will find on-air radio and television broadcasts, home and visiting team officials and NHL off-ice officials.

To gain access to the Press Box, there is one stairway entrance and one elevator which is located adjacent to the media workroom and will lead you to the west side of the Press Box, however, it should be pointed out that unless you have an Edmonton Oilers press pass, you will not be able to enter the main working areas. Single game passes may be obtained by contacting the Edmonton Oilers communications staff at least 48 hours prior to the game.

All media should enter Rogers Place through the 104th Avenue street level entrance, and proceed through the security checkpoint location next to the Rogers Place Information Desk.

PHOTOGRAPHERS

Photography passes are issued by Andy Devlin, Edmonton Oilers Team Photographer (lamedia@telus.net) and those accredited as photo journalists are asked to report to the media workroom at least one hour before the game for individual seat allocation. Andy Devlin will have the final say in terms of seat allocation.

COMMUNICATIONS

Wireless internet access is available in both the Press Box and media workroom.

MEDIA SERVICES

The media lounge will be open an hour and a half before each game. Game notes, programs and lineups will be available in the lounge. Food and beverages are offered in the Press Box during the game.

Closed circuit television monitors are located for your convenience throughout the Press Box.

Game statistics will be distributed after each period in the Press Box, while final game sheets will be distributed in the Edmonton Oilers dressing room and the media workroom 15 minutes after the game.



EDMONTON OILERS MEDIA GUIDELINES 2018-19

With the growing number of media and the expanding need to include video, audio and still photos on the Internet, the Edmonton Oilers have revised their media guidelines to align themselves with the NHL's internet guidelines, as well as those from other clubs – specifically Canadian franchises.

GENERAL GUIDELINES:

- Cell phones, or personal digital assistants (PDAs) with cell phone capabilities, cannot be used for any purpose in the Oilers dressing and workout rooms at any time.
- Photographers will only be granted access to the dressing room post-game or post-practice for specific still image opportunities upon advance specific request from the sports editor (e.g. milestones, new goaltender mask (with player's permission), or player's first goal etc.).
- Stock and general still and video images are not permitted to be shot in the dressing and workout rooms, e.g., photographers/cameramen will not be allowed to stand at the entrance and pan the room, take stock and general images of players/room, or of players undressing out of their equipment.
- Reporters and photographers using a still camera or mini-cam for video purposes must inform the player or coach and inform the Oilers communications staff beforehand.
- All video must adhere to the NHL's broadcast policies. Material may only be used for editorial purposes.
- The Oilers do not allow photographers in their dressing room while on the road.

Guidelines for use of Oilers video- and audio-related content* on Internet platforms:

- No game action (video or audio) may be captured by any means or method.
- Video and audio content recorded at pre- or post-game news conferences, or media availabilities involving the team's coach, players and club executives may not be streamed live without prior written permission from the Oilers.
- Reasonable amounts of audio or video content gathered pursuant to the credential may be posted on the Internet. Content, up to 120 seconds per day, can be posted and archived for up to 72 hours.
- The website page that features audio/video must provide links to NHL.com and the Oilers website using the following wording: "Find out more on www.NHL.com and www.edmontonoilers.com". As well, edmontonoilers.com is permitted to link to such posted material.
- Video and audio content cannot be marketed or sold on a subscription basis.
- Video and audio content may be used only in editorial.
- Video and audio content must adhere to the NHL's broadcast policies.
- There is to be no sponsorship or advertising around the content. Footage may appear with banners and contextual ads, but the ads may not be specifically related to Oilers content.
- There are no limitations on "talking head" video or audio of reporters at Oilers facilities that do not include team/interview/press conference content.

* Oilers video- and audio-related content is defined as, but not limited to interviews, news conferences, practices and community-related events. Games fall under the NHL's broadcast policies.

* Content does not extend to the use of editorial text on the Internet or text alerts sent to PDAs or cell phones.

The Edmonton Oilers reserve the right to enforce and amend these guidelines at any time and to restrict and/or deny access, as necessary to ensure fair application and that all interests are preserved.



NHL PUBLIC RELATIONS DIRECTORY

ANAHEIM DUCKS

Alex Gilchrist
Honda Center
2695 E. Katella Ave.
Anaheim, CA 92806
714-940-2911

ARIZONA COYOTES

Richard Nairn
Gila River Arena
9400 W. Maryland Ave.
Glendale, AZ 85305
623-772-3249

BOSTON BRUINS

Matthew Chmura
TD Garden
100 Legends Way
Boston, MA 02114
617-624-1913

BUFFALO SABRES

Chris Bandura
KeyBank Center
One Seymour H. Knox III Plaza
Buffalo, NY 14203
716-855-4515

CALGARY FLAMES

Peter Hanlon
Scotiabank Saddledome
555 Saddledome Rise SE
Calgary, AB T2P 3B9
403-777-3684

CAROLINA HURRICANES

Mike Sundheim
PNC Arena
1400 Edwards Mill Road
Raleigh, NC 27607
919-861-5477

CHICAGO BLACKHAWKS

Adam Rogowin
United Center
1901 W. Madison St.
Chicago, IL 60612
312-455-7025

COLORADO AVALANCHE

Jean Martineau
Pepsi Center
1000 Chopper Circle
Denver, CO 80204
303-405-6005

COLUMBUS BLUE JACKETS

Todd Sharrock
Nationwide Arena
200 W. Nationwide Blvd.
Columbus, OH 43215
614-246-4157

DALLAS STARS

Tom Holý
American Airlines Center
2500 Victory Ave.
Dallas, TX 75219
214-387-5633

DETROIT RED WINGS

Todd Beam
Little Caesars Arena
19 Steve Yzerman Drive
Detroit, MI 48226
313-471-7537

EDMONTON OILERS

J.J. Hebert
Rogers Place
300, 10214 - 104 Ave. NW
Edmonton, AB T5J 0H6
780-409-5859

FLORIDA PANTHERS

Thomas Drance
BB&T Center
One Panther Parkway
Sunrise, FL 33323
954-835-7214

LOS ANGELES KINGS

Michael Altieri
STAPLES Center
1111 S. Figueroa St.
Los Angeles, CA 90015
310-535-4545

MINNESOTA WILD

Aaron Sickman
Xcel Energy Center
199 W. Kellogg Blvd.
St. Paul, MN 55102
651-602-6009

MONTREAL CANADIENS

Dominick Saillant
Bell Centre
1909 Ave. des Canadiens-de-
Montréal
Montréal, QC H3B 5E8
514-989-2760

NASHVILLE PREDATORS

Kevin Wilson
Bridgestone Arena
501 Broadway
Nashville, TN 37203
615-770-2335

NEW JERSEY DEVILS

Pete Albiezt
Prudential Center
25 Lafayette St.
Newark, NJ 07102
973-757-6118

NEW YORK ISLANDERS

Kimber Auerbach
Barclays Center
620 Atlantic Ave
Brooklyn, NY 15795
516-501-6841

NEW YORK RANGERS

John Rosasco
Madison Square Garden
Two Pennsylvania Plaza,
26th Floor New York, NY 10121
212-465-6486

OTTAWA SENATORS

Brian Morris Canadian Tire Centre
1000 Palladium Drive
Ottawa, ON K2V 1A5
613-599-0289

PHILADELPHIA FLYERS

Zack Hill
Wells Fargo Center
3601 S. Broad St.
Philadelphia, PA 19148
215-389-9437

PITTSBURGH PENGUINS

Jennifer Bullano
Ridgely PPG Paints Arena
1001 Fifth Ave.
Pittsburgh, PA 15219
412-255-1777

SAN JOSE SHARKS

Scott Emmert
SAP Center
525 W. Santa Clara St.
San Jose, CA 95113
408-999-5713

ST. LOUIS BLUES

Mike Caruso
Scottrade Center
1401 Clark Ave. at Brett Hull Way
St. Louis, MO 63103
314-622-2577

TAMPA BAY LIGHTNING

Bill Wickett
Amalie Arena
401 Channelside Drive
Tampa, FL 33602
813-301-6875

TORONTO MAPLE LEAFS

Steve Keogh
Scotiabank Arena
40 Bay St.
Toronto, ON M5J 2X2
416-815-5761

VANCOUVER CANUCKS

Chris Brumwell
Rogers Arena
800 Griffiths Way
Vancouver, BC V6B 6G1
604-899-4623

VEGAS GOLDEN KNIGHTS

Eric Tosi
T-Mobile Arena
3780 S Las Vegas Blvd
Las Vegas, NV 89158
702-462-0289

WASHINGTON CAPITALS

Sergey Kocharov
Capital One Arena
601 F St. NW
Washington, DC 20004
202-266-2356

WINNIPEG JETS

Scott Brown
Bell MTS Place
300 Portage Ave.
Winnipeg, MB R3C 5S4 204-926-
5570

NHL – TORONTO

Gary Meagher
50 Bay Street, 11th Floor
Toronto, Ontario M5J 2X8
Telephone: (416) 359-7900

NHL - NEW YORK

Frank Brown
1185 Avenue of the Americas
New York, NY 10036
Telephone: (212) 789-2000



NATIONAL HOCKEY LEAGUE



NEW YORK

1185 Avenue of the Americas,
15th Floor
New York, NY 10036
O: 212-789-2000
F: 212-789-2020

TORONTO

50 Bay Street,
11th Floor
Toronto, ON M5J 2X8
O: 416-359-7900
F: 416-981-2779

MONTREAL

1800 McGill College Avenue,
Suite 2600
Montreal, QC H3A 3J6
O: 514-841-9220



GARY B. BETTMAN
Commissioner



WILLIAM DALY
Deputy Commissioner



COLIN CAMPBELL
Senior Executive Vice President of
Hockey Operations

NHL DIRECTORY - EXECUTIVES

Commissioner	Gary B. Bettman
Deputy Commissioner	William Daly
Senior Executive Vice President of Hockey Operations	Colin Campbell



COMMUNICATIONS

GARY MEAGHER, Executive Vice President

O: 416-359-7960, C: 416-729-4700, gmeagher@nhl.com

JOHN DELLAPINA, Senior Vice President

O: 212-789-2115, C: 917-363-7988, jdellapina@nhl.com

* Commissioner's Office & Department of Player Safety requests

JENNIFER NEZIOL, Vice President, Corporate Communications

TOR: 416-359-7912, NYC: 212-789-7912, C: 416-275-9182,

jneziol@nhl.com

* Corporate communications inquiries/requests

GREG INGLIS, Senior Director

O: 212-789-2065, C: 347-853-2461, ginglis@nhl.com

* Editorial content/research

NIRVA MILORD, Senior Director, Corporate Communications

O: 212-789-2123, C: 917-715-6187, nmilord@nhl.com

* Corporate communications and entertainment publicity

JENNIFER MOAD, Director

O: 416-359-7961, C: 416-527-2852, jmoad@nhl.com

* Hockey Operations, Officiating and Central Scouting requests

JULIE YOUNG, Director

O: 416-359-7964, C: 416-605-3550, jyoung@nhl.com

* esports inquiries

JASMINE GHAFOR, Senior Manager

O: 416-359-7968, C: 647-808-4876, jghafour@nhl.com

JOSH BERNSTEIN, Manager

O: 212-789-2609, C: 516-528-8365, jbrpr@nhl.com

* Editorial content/research

STATISTICS & INFORMATION

O: 416-359-7978

@PR_NHL on Twitter / Instagram

#NHLStats

BENNY ERCOLANI, Vice President

O: 416-359-7963, C: 416-729-5666, bercolani@nhl.com

RUSS LEVINE, Vice President

O: 212-789-2783, C: 347-853-4159, rlevine@nhl.com

TREVOR BJERGSO, Senior Manager

O: 416-359-7965, C: 416-540-5306, tbjergso@nhl.com

* Situation Room requests

BRENDON CROSSMAN, Manager

O: 416-359-7903, C: 416-702-4645, bcrossman@nhl.com

STUART MCCOMISH, Manager

O: 416-359-7966, smccomish@nhl.com

SCOTT RODGERS, Manager

srodgers@nhl.com

The National Hockey League is committed to promoting more sustainable business practices with member clubs, players, fans, partners and employees, so that all can be more responsible stewards of the planet by reducing the use of resources and reusing or recycling equipment and materials. For more information on NHL Green, visit www.nhl.com/green.

EVENT COMMUNICATIONS & PLAYER DEVELOPMENT

nhleventcommunications@nhl.com

JAMEY HORAN, Senior Vice President

O: 212-789-2785, C: 646-652-9981, jhoran@nhl.com

* Deputy Commissioner requests and event/player development inquiries

CHRIS WOJCICK, Director

O: 212-789-2097, C: 646-285-7711, cwojick@nhl.com

* Event inquiries

DAVID KEON, Senior Manager

O: 416-359-7962, C: 416-729-5665, dkeon@nhl.com

* International credentials

CASEY BLOSSOM, Manager

O: 212-324-8112, C: 646-634-1311, cblossom@nhl.com

MEGAN COOPER, Coordinator

O: 212-324-8161, mcooper@nhl.com

* Event credentials

JEFF DAY, Coordinator

O: 212-789-2108, C: 914-552-1660, jday@nhl.com

SAM GILBERT, Coordinator

O: 416-359-7908, C: 514-594-8441, sgilbert@nhl.com

GINA MORRA, Coordinator

O: 212-789-2690, gmorra@nhl.com

EMILY CAMPBELL, Assistant

O: 212-789-2113, ecampbell@nhl.com

NHL SOCIAL

social@nhl.com

SEAN DENNISON, Director, Social Media

O: 212-789-2096, sdennison@nhl.com

* Departmental oversight

DAVID KLATT, Senior Manager, Social Media Programs

O: 212-789-2660, dklatt@nhl.com

* Events, programs and initiatives

CHRIS ACKROYD, Manager, In-Game Social Media

C: 437-777-9296, cackroyd@nhl.com

* In-game social media and day-to-day social content

KEVIN BAUMER, Manager, Social Content & Community Management

O: 212-789-2080, kbaumer@nhl.com

* Day-to-day social editorial, content and community management

ANDREW BOEHMER, Coordinator, In-Game Social Media

aboehmer@nhl.com

* In-game social media and weekend content management

DYLAN COOPER, Coordinator, In-Game Social Media

dcooper@nhl.com

* In-game social media and weekend content management

REBECCA FRIEDMAN, Coordinator, Social Media Programs

O: 212-324-6180, rfriedman@nhl.com

* LSC program, team coordination and on-site coverage



2018-19 OFFICIALS

REFEREES

NAME	NUMBER
Anderson, Reid*	49
Blandina, Brandon*	39
Brenk, Jacob	26
Charron, Francis	6
Chmielewski, Tom	18
Dunning, Mitch*	43
Dwyer, Gord	19
Furlatt, Eric	27
Halkidis, Beaudry*	48
Hanson, Trevor	14
Hebert, Ghislain	22
Hebert, Jean	15
Joannette, Marc	25
Kozari, Steve	40
Lambert, Pierre	37
L'Ecuyer, Frederick	17
Lee, Chris	28
Luxmore, Thomas John	21
MacDougall, Peter*	45
Markovic, Michael*	47
McCauley, Wes	4
McIsaac, Jon	2
Meier, Brad	34
Morton, Dean	36
Nicholson, Kendrick	30
O'Donnell, Conor*	39
O'Halloran, Dan	13
O'Rourke, Dan	9
Peel, Tim	20
Pochmara, Brian	16
Pollock, Kevin	33
Rank, Garrett	7
Rehman, Kyle	10
Rooney, Chris	5
Schlenker, Chris	3
Skilliter, Graham	24
South, Furman*	44
Schrader, Brandon*	46
St-Laurent, Francois	38
St. Pierre, Justin	12
Sutherland, Kelly	11
Syvret, Corey*	42
Walsh, Ian	29
Watson, Brad	23

LINESMEN

NAME	NUMBER
Alphonso, Shandor	52
Amell, Derek	75
Baker, Tyson*	88
Barton, Steve	59
Berg, Devin	87
Brisebois, David	96
Cameron, Lonnie	74
Cherrey, Scott	50
Cormier, Michel	76
Daisy, Ryan	81
Devorski, Greg	54
Driscoll, Scott	68
Galloway, Ryan	82
Gawryletz, Brandon	64
Gawryletz, Travis	67
Gibbons, Ryan	58
Gibbs, Darren	66
Knorr, Trent	63
Kovachik, Brad	71
Mach, Brian	78
MacPherson, Matt	83
Marquis, Jesse*	86
Miller, Steve	89
Mills, Bevan*	53
Murchison, Kiel	79
Murphy, Brian	93
Murray, Jonny	95
Nagy, Kory	97
Nansen, Derek	70
Nowak, Tim	77
Pancich, Bryan	94
Racicot, Pierre	65
Rody, Vaughan	73
Sericolo, Anthony	84
Smith, Andrew	51
Shewchyk, Mark	92
Suchanek, Libor	60
Tobias, James*	61

* minor league officials





NHL HOW TO FIGURE

**** NOTE: No individual skater/goaltender statistics apply for the shootout**

Assist	An assist is awarded to the player or players (maximum of two) who touched the puck prior to the goal, provided no defender plays or possesses the puck in between.
Game Played	A player receives credit for playing in a game if: i) he steps on the ice during time played or; ii) serves any penalty.
Game-Winning Goal	After the final score has been determined, the goal which leaves the winning Club one goal ahead of its opponent is the game-winning goal (example: if Team A beats Team B 8-3, the player scoring the fourth goal for Team A receives credit for the game-winning goal).
Goal	A goal is awarded to the last player on the scoring Club to touch the puck prior to the puck entering the net.
Goals-Against Average	Multiply goals allowed (GA) by 60 and divide by minutes played (MINS).
Goaltender	A goaltender receives a "W" for a win in regulation, overtime or shootout; an "L" for a loss in regulation; or an "OT" for a loss in overtime or shootout.
Penalty-Killing Pct.	Subtract total number of power-play goals allowed from total number of shorthanded situations to get total number of power-plays killed. Divide the total number of power-plays killed by the total number of shorthanded situations.
Plus-Minus	A player receives a "plus" if he is on the ice when his Club scores an even-strength or shorthand goal. He receives a "minus" if he is on the ice for an even-strength or shorthand goal scored by the opposing Club. The difference in these numbers is considered the player's plus-minus statistic.
Power-Play Goal	<p>A goal scored by a Club while it has a manpower advantage due to an opponent's penalty. Following are some examples of what is and is not considered a power-play goal:</p> <ul style="list-style-type: none">• if a Club has an advantage on a minor penalty starting at 2:02 of the period and it scores at 4:02, the goal is not a power-play goal.• if a Club scores on a delayed penalty, the goal is not a power-play goal.• if a Club has an advantage due to a five-minute major or match penalty, that Club is always credited with having one more advantage than the number of power-play goals it scores during that advantage, because the penalty does not expire. A new advantage begins after each power-play goal. For example, if Team A scores three goals during a major penalty, it is credited with four advantages.• if a Club is on a power-play for any length of time, it is considered to have had an advantage.• if a minor penalty is incurred by a Club on a power-play due to a major penalty, a new advantage is given to that Club when its minor penalty expires, provided the opponent's major penalty is still in effect.
Power-Play Percentage	Total number of power-play goals divided by total number of power-play opportunities.
Save Percentage	Subtract goals allowed (GA) from shots against (SA) to determine saves. Then divide saves by shots-against.
Shooting Percentage	Divide the number of goals scored by the number of shots taken.
Shorthand Goal	A goal scored by a Club while it is at a manpower disadvantage. The same cases apply for shorthand as for power-play goals, but in the opposite manner.
Shot on Goal	If a player shoots the puck with the intention of scoring and if that shot would have gone in the net had the goaltender not stopped it, the shot is recorded as a "shot on goal".
Shutout	If two goaltenders combine for a shutout, neither receives credit for the shutout. Instead it is recorded as a Club shutout.
Tenths of a Second	If a penalty or goal occurs in the last minute, the time is rounded off to the previous second (ex: if a penalty is called with 12.4 seconds left in a period, the time is indicated as 19:47 and not 19:48.)
Coaches Record	A coach receives a "W" for a win in regulation, overtime or shootout; an "L" for a loss in regulation; or an "OT" for a loss in overtime or shootout.



2018-19 KEY DATES

September 2018

- 6..... Rookie camps open
- 13..... Training camps open
- 15..... Preseason schedule begins
- 15..... *2018 O.R.G. NHL China Games™*: Boston Bruins at Calgary Flames (Shenzhen Universiade Sports Center, Shenzhen, China)
- 18..... *2018 Kraft Hockeyville* Canada: Ottawa Senators vs. Toronto Maple Leafs (Lucan Community Memorial Centre, Lucan, Ont.)
- 19..... *2018 O.R.G. NHL China Games™*: Calgary Flames at Boston Bruins (Cadillac Arena, Beijing, China)
- 19..... Annual USA Hockey All-American Prospects Game (Xcel Energy Center, Saint Paul, Minn.)
- 25..... *2018 Kraft Hockeyville™* USA: Columbus Blue Jackets vs. Buffalo Sabres (Clinton Arena, Clinton, NY)

October 2018

- 1..... *NHL Global Series Challenge*: Devils vs. SC Bern (PostFinance Arena, Bern, Switzerland)
- 2..... Opening day playing rosters set (5 p.m. ET)
- 2..... NHL Board of Governors Meeting (New York, NY)
- 3..... Opening night of 2018-19 NHL regular season (4 games)
- 3..... Washington Capitals raise Stanley Cup banner (vs. Boston Bruins)
- 3..... *NHL Global Series Challenge*: Oilers vs. Kolner Haie (Lanxess Arena, Cologne, Germany)
- 6..... *2018 NHL Global Series™*: Edmonton Oilers vs. New Jersey Devils (Scandinavium, Gothenburg, Sweden)
- 22..... NHL Alumni Awards Gala – Honorees: **Borje Salming**, **Mats Sundin**, **Nicklas Lidstrom** (Keith Magnuson Man of the Year); **Bob Cole** (Keith McCreary 7th Man); **Eddie Olczyk** (Ace Bailey Award of Courage); **Chris Hadfield** (Honorary Alumni) (Toronto, Ont.)

November 2018

- 1-30..... *Hockey Fights Cancer* Awareness Month
- 1-2..... *2018 NHL Global Series™*: Florida Panthers vs. Winnipeg Jets (Hartwall Arena, Helsinki, Finland)
- 9..... Hockey Hall of Fame Game: New Jersey Devils at Toronto Maple Leafs
- 12..... Hockey Hall of Fame Induction Ceremony (Toronto, Ont.): Inductees: **Martin Brodeur**, **Jayna Hefford**, **Martin St. Louis**, **Alexander Yakushev** (Player category); **Gary Bettman**, **Willie O'Ree** (Builder category); **Larry Brooks**, **Joe Bowen** (Media honorees).
- 13..... NHL General Managers' Meeting (Toronto, Ont.)
- 23..... *2018 Discover NHL Thanksgiving Showdown™*: New York Rangers at Philadelphia Flyers
- 26..... NHL Founders Day (1917)

December 2018

- 1..... Signing deadline for Group 2 free agents (5 p.m. ET)
- 12..... U.S. Hockey Hall of Fame Induction (Inductees: **Red Berenson**, **Natalie Darwitz**, **Hago Harrington**, **David Poile**, **Paul Stewart**) and Celebration of Lester Patrick (Recipient: **Jim Johansson**, posthumous) (Nashville, Tenn.)
- 19..... 101st Anniversary of League's first games played
- 19-27..... Holiday roster freeze in effect: For all players on an NHL active roster, injured reserve, or with non-roster and injured non-roster status as of midnight (local time) Dec. 19, a roster freeze shall apply through midnight (local time) Dec. 27, with respect to waivers, trades and loans, subject to the exceptions provided for in CBA Article 16.5 (d).
- 24-26..... Holiday break (no scheduled practices – dressing rooms closed)
- 26-Jan. 5..... IIHF World Junior Championship (Vancouver/Victoria, B.C.)

January 2019

- 1..... *2019 Bridgestone NHL Winter Classic®*: Boston Bruins at Chicago Blackhawks (Notre Dame Stadium, South Bend, Ind.)
- 8..... USHL/NHL Top Prospects Game (Ice Box, Lincoln, Neb.)
- Week of 21st NHL Central Scouting Mid-Season Rankings release
- 23..... CHL/NHL Top Prospects Game (ENMAX Centrium, Red Deer, AB)
- 24-27..... NHL All-Star Break (no games played)
- 24-26..... No scheduled practices – dressing rooms closed
- 25..... 2019 NHL All-Star Skills Competition™ (SAP Center at San Jose, San Jose, Calif.)
- 26..... 2019 NHL All-Star Game (SAP Center at San Jose, San Jose, Calif.)
- 27-28..... 2019 AHL All-Star Classic (MassMutual Center, Springfield, Mass.)
- 28..... NHL regular season resumes



February 2019

- 9 *Hockey Day in Canada* (Hockey Canada)
9 19th Annual Scotiabank Hockey Day in Canada (Host: Swift Current, SK)
17-24 *Hockey Week Across America* (USA Hockey)
23 2019 *Coors Light NHL Stadium Series™*: Pittsburgh Penguins at Philadelphia Flyers (Lincoln Financial Field, Philadelphia, Pa.)
25 2019 NHL Trade Deadline (3 p.m. ET)

March 2019

- 4-6 NHL General Managers' Meeting (Boca Raton, Fla.)
29-31 NCAA Regionals

April 2019

- 6 Last day of 2018-19 regular season (15 games)
10 Stanley Cup Playoffs begin
11-13 NCAA Frozen Four (KeyBank Center, Buffalo, NY)
Week of 15th NHL Central Scouting Final Rankings release
18-28 IIHF Under-18 World Championship (Örnsköldsvik/Umeå, Sweden)
TBA 2019 NHL Draft Lottery

May 2019

- 10-26 IIHF World Championship (Bratislava/Košice, Slovakia)
17-26 2019 CHL Memorial Cup (Scotiabank Centre, Halifax, N.S.)
27-June 1 2019 NHL Scouting Combine (Buffalo, N.Y.)

June 2019

- 15 Last possible day for 2019 Stanley Cup Final
TBA 2019 NHL Awards™ (Las Vegas, Nev.)
20 NHL General Managers' Meeting (Vancouver, B.C.)
21-22 2019 NHL Draft™ (Rogers Arena, Vancouver, B.C.)

July 2019

- 1 Free agency begins (12 p.m. ET)
5 Deadline for player-elected salary arbitration notification (5 p.m. ET)
6 Deadline for club-elected salary arbitration notification (5 p.m. ET)
20-Aug. 4 Salary arbitration hearings held

August 2019

- 6 Deadline for salary arbitration decisions to be rendered



SEPTEMBER 2018	SUN	MON	TUE	WED	THU	FRI	SAT
							1
	2	3	4	5	6	7	8
	9	10	11	12	13	14	15
	16	17	18	19	20	21	22
	23	24	25	26	27	28	29
	30						

OCTOBER 2018	SUN	MON	TUE	WED	THU	FRI	SAT
		1	2	3	4	5	6
	7	8	9	10	11	12	13
	14	15	16	17	18	19	20
	21	22	23	24	25	26	27
	28	29	30	31			

NOVEMBER 2018	SUN	MON	TUE	WED	THU	FRI	SAT
					1		3
	4	5	6	7	8	9	10
	11	12	13	14	15	16	17
	18	19	20	21	22	23	24
	25	26	27	28	29	30	

DECEMBER 2018	SUN	MON	TUE	WED	THU	FRI	SAT
							1
	2	3	4	5	6	7	8
	9	10	11	12	13	14	15
	16	17	18	19	20	21	22
	23	24	25	26	27	28	29
	30	31					

JANUARY 2019	SUN	MON	TUE	WED	THU	FRI	SAT
			1	2	3	4	5
	6	7	8	9	10	11	12
	13	14	15	16	17	18	19
	20	21	22	23	24	25	26
	27	28	29	30	31		

FEBRUARY 2019	SUN	MON	TUE	WED	THU	FRI	SAT
						1	2
	3	4	5	6	7	8	9
	10	11	12	13	14	15	16
	17	18	19	20	21	22	23
	24	25	26	27	28		

MARCH 2019	SUN	MON	TUE	WED	THU	FRI	SAT
						1	2
	3	4	5	6	7	8	9
	10	11	12	13	14	15	16
	17	18	19	20	21	22	23
	24	25	26	27	28	29	30
	31						

APRIL 2019	SUN	MON	TUE	WED	THU	FRI	SAT
		1	2	3	4	5	6
	7	8	9	10	11	12	13
	14	15	16	17	18	19	20
	21	22	23	24	25	26	27
	28	29	30				

All game times and stations are subject to change. Check EdmontonOilers.com for the latest schedule.

PRE-SEASON	PRE-SEASON	SNW	Televised on Sportsnet West	HNIC	Televised on Hockey Night in Canada
HOME	AWAY	SNOL	Televised on Sportsnet Oilers		
		SN1	Televised on Sportsnet ONE	HDIC	Televised on Hockey Day in Canada
		SN360	Televised on Sportsnet 360		


All games heard on the Oilers Radio Network

"Copyright (c) 2017 by the National Hockey League. All right reserved. Reproduction in whole or in part without permission of the National Hockey League is strictly prohibited. Publication of this schedule is permitted for the sole purpose of informing members of the public who wish to attend or view on television National Hockey League games. Any other publication or use of any portion of this schedule, including for the purpose of lottery or other form of gambling, whether such gambling is legal or illegal, is strictly prohibited."

ANA - Anaheim	DET - Detroit	PHI - Philadelphia
ARI - Arizona	FLA - Florida	PIT - Pittsburgh
BOS - Boston	LAK - Los Angeles	SJS - San Jose
BUF - Buffalo	MIN - Minnesota	STL - St. Louis
CAR - Carolina	MTL - Montreal	TBL - Tampa Bay
CBJ - Columbus	NJD - New Jersey	TOR - Toronto
CGY - Calgary	NSH - Nashville	VAN - Vancouver
CHI - Chicago	NYI - NY Islanders	VGK - Las Vegas
COL - Colorado	NYR - NY Rangers	WPG - Winnipeg
DAL - Dallas	OTT - Ottawa	WSH - Washington



Proud Partner



THE EDMONTON OILERS NAME AND ASSOCIATED LOGOS ARE TRADEMARKS OF EDMONTON OILERS HOCKEY CORP. AND ARE USED UNDER LICENSE.

